
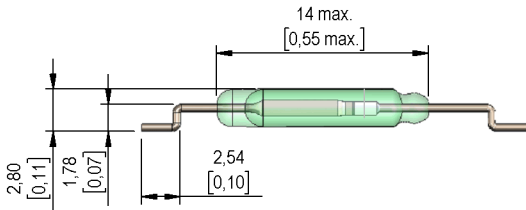
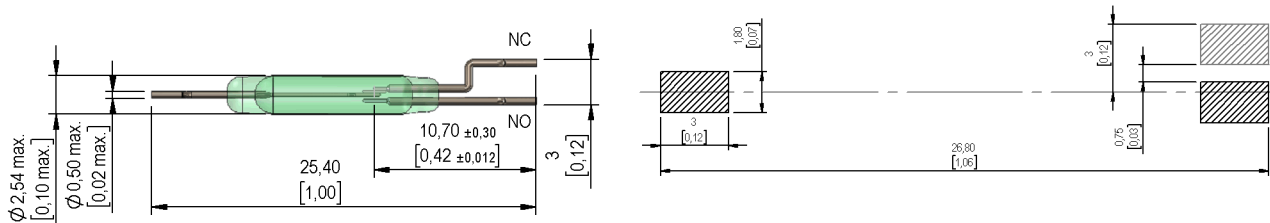


**Dimensions mm[inch]**  
tolerances according to DIN ISO 2768-m  
Toleranzen gem. DIN ISO 2768-m

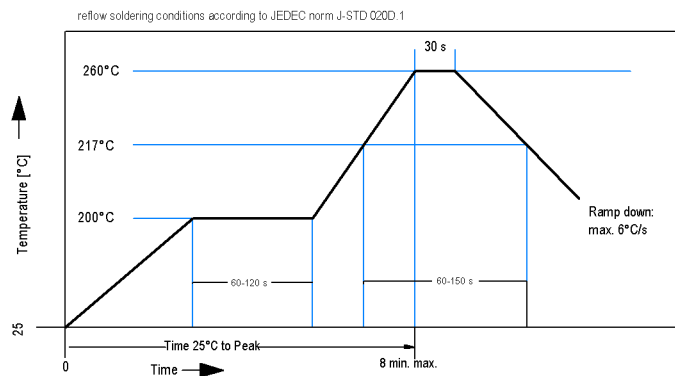
**Isometric**  
Scale 2:1  
Maßstab 2:1



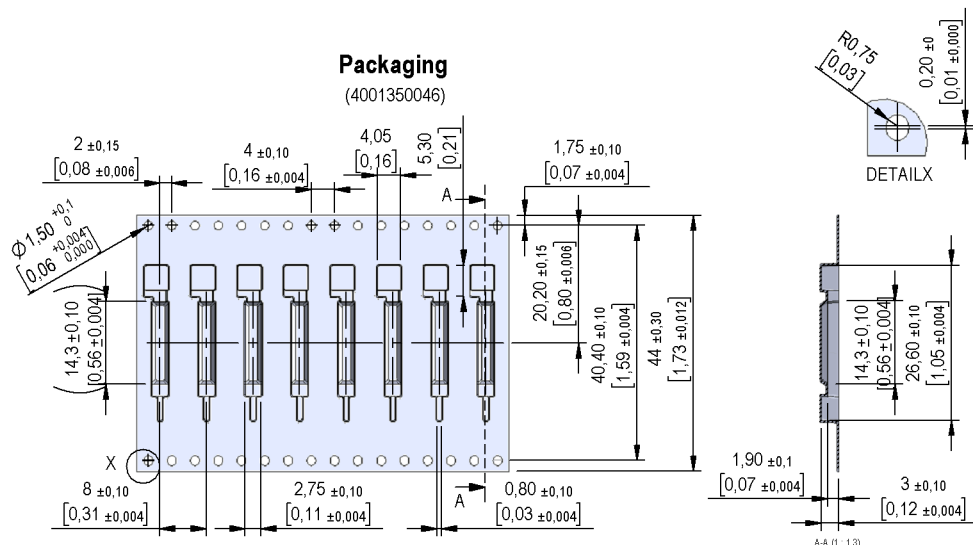
**Recommended PCB Pad Layout**



**Solder Reflow Profile**



**Packaging**  
(4001350046)



Modifications in the sense of technical progress are reserved

Designed at: 05/07/09 Designed by: AKELLER  
 Last Change at: 03/08/17 Last Change by: WKOVACS

Approval at: 05/11/09 Approval by: RKAMP  
 Approval at: 03/08/17 Approval by: HSINGH

Rev. No.: 05



Europe: +49 / 7731 8399 0

| Email: info@standexmeder.com

USA: +1 / 508 295 0771

| Email: salesusa@standexmeder.com

Asia: +852 / 2955 1682

| Email: salesasia@standexmeder.com

Item No.:

**9231291015**

Item:

**MK23-90-B-2**

Magnetic properties	Conditions	Min	Typ	Max	Unit
Pull-In excitation (modified contact)	Reed switch modified phys. conditioned tolerance of +/- 1 AT	16		28	AT
Test-Coil	Reed switch modified	KMS-21			
Pull-In in milliTesla (modified conta	MS150 - phys. caused tolerance +/- 0,1mT	2.6		3.1	mT

Contact data 90	Conditions	Min	Typ	Max	Unit
Contact-No.		90			
Contact-form		C			
Contact-material		Rhodium			
Contact rating	Any DC combination of V & A not to exceed their individual max.'s			10	W
Switching voltage	DC or Peak AC/ with 40% overdrive			175	V
Switching current	DC or Peak AC/with 40% overdrive			0.5	A
Carry current	DC or Peak AC/ with 40% overdrive			1	A
Contact resistance static	Measured with 40% overdrive Start Value			150	mOhm
Contact resistance dynamic	Maximum value 1,5 ms after excitation Start Value			250	mOhm
Insulation resistance	RH <45 %, 100 V test voltage	1			GOhm
Breakdown voltage	according to IEC 255-5	200			VDC
Operate time, incl. bounce	measured with 40% overdrive			0.7	ms
Release time	measured with no coil excitation			1.5	ms
Capacity	@ 10 kHz across open switch		1		pF

Environmental data	Conditions	Min	Typ	Max	Unit
Shock	1/2 sine wave duration 11ms			50	g
Vibration	from 10 - 2000 Hz			20	g
Ambient temperature		-40		130	°C
Storage temperature		-55		130	°C
Soldering Temperature Tsold	Reflow acc.IPC/JEDEC J-STD-020D.1			260	°C

Modifications in the sense of technical progress are reserved

Designed at: 05/07/09 Designed by: AKELLER

Approval at: 05/11/09 Approval by: RKAMP

Last Change at: 03/08/17 Last Change by: WKOVACS

Approval at: 03/08/17 Approval by: HSINGH

Rev. No.: 05

## X-ON Electronics

Largest Supplier of Electrical and Electronic Components

*Click to view similar products for [MEDER](#) manufacturer:*

Other Similar products are found below :

[MK11-B8-BV51208](#) [8805271800](#) [HE12-1A69-02](#) [MH21-11L-300W](#) [MH21-11S-300W](#) [MK07-1B90C-3000W](#) [MK18U-BV14749](#) [BT05-2A66](#) [SIL05-1A75-71D](#) [8512169002](#) [MRE12-1A79-HI](#) [HE24-1A83-02](#) [HE12-1B83](#) [8524183002](#) [DIP15-2A72-21L](#) [HM05-1A69-02](#) [HM24-1A83-26](#) [3215272021](#) [4212187075](#) [MS12-1A87-75L](#) [RM05-4AS-4/4](#) [MK04-BV14147](#) [DIL24-1A31-13D](#) [MK9-1B90-BV260](#) [BE24-1A85-P](#) [H24-1B69](#) [HM24-1A69-06](#) [MK21P-KIT](#) [NP05-1A66-500-213](#) [1924183110](#) [HM24-1A83-08](#) [MRX05-1A71](#) [M21P/2](#) [MK3-1C90B-BV10450](#) [9151710023](#) [3205001051](#) [4205187875](#) [DIP12-1B72-19M](#) [ORD228VL/20-30 AT](#) [BE05-1A85-P](#) [MK11-BV50921](#) [H24-1B83](#) [FPS-T](#) [HM24-1A83-02](#) [2227000000](#) [MK02/7-0](#) [HM12-1A83-03](#) [GP560/10-15](#) [MK18-B-190W](#) [DIP24-1C90-51D](#)