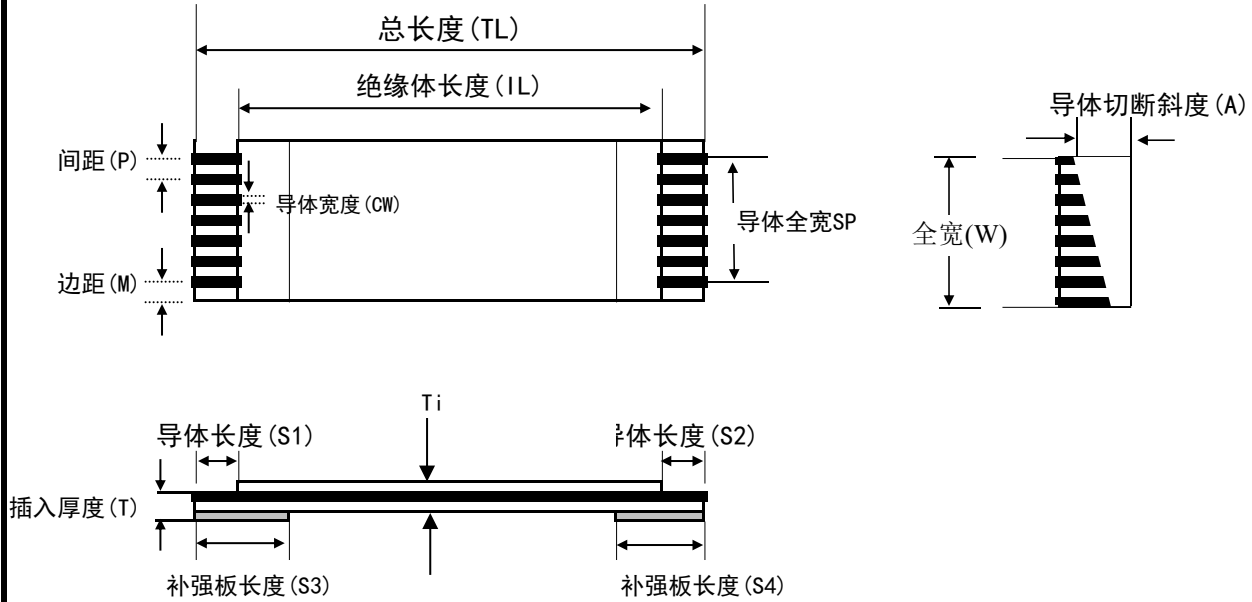


# 承 認 書



兆星精密电子 (深圳) 有限公司

UL STYLE NO. 20624, Non Deca (43 $\mu$ m) Film, LFCu, Supporting Tape: 0.225mm



| P         | T. L      | W                   | SP        | M         | T          | Ti         | S1        | S2        | S3        | S4        | A      | NO. OF CONDUCTOR |
|-----------|-----------|---------------------|-----------|-----------|------------|------------|-----------|-----------|-----------|-----------|--------|------------------|
| 0.50      | 100.0     | $\infty$            | $\infty$  | $\infty$  | $\infty$   | $\infty$   | $\infty$  | $\infty$  | $\infty$  | $\infty$  | 1      | 8                |
| $\pm 0.1$ | $\pm 2.0$ | $\pm 0.1$           | $\pm 0.1$ | $\pm 0.1$ | $\pm 0.05$ | $\pm 0.05$ | $\pm 1.0$ | $\pm 1.0$ | $\pm 2.0$ | $\pm 2.0$ | 小于     |                  |
| 导体规格      |           | 扁平铜板                |           |           |            |            | 厚度 (GT)   |           | 0.05      |           | ±0.005 |                  |
|           |           | 镀锡皮厚度: 1.0 $\mu$ 以上 |           |           |            |            | 宽度 (CW)   |           | 0.3       |           | -0.03  |                  |

ZX FFC 0.5 T 100 4 8 n\*P

品牌 产品类型 间距 触点向 长度 金手指长度 加强版长度 Pin数

| NO | 日期     | 变更内容                 | 承认 | 确认 | 作成 |
|----|--------|----------------------|----|----|----|
| 1  | 210110 | ZX-FFC0.5-T-10048-nP | 林力 | 林软 | 1  |
|    |        |                      |    |    |    |
|    |        |                      |    |    |    |
|    |        |                      |    |    |    |
|    |        |                      |    |    |    |
|    |        |                      |    |    |    |

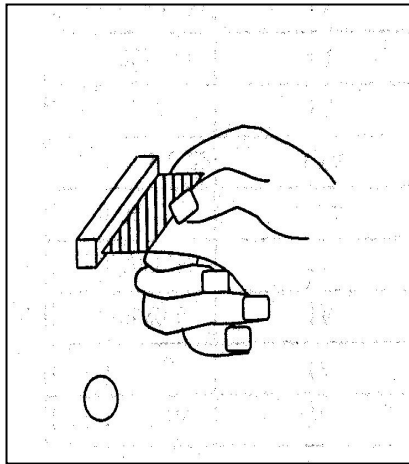
# MATERIAL SPECIFICATION

| PRODUCT  | FLEXIBLE FLAT CABLE  |   |                                     |                                   |                                |   |
|--|--|---|-------------------------------------|-----------------------------------|--------------------------------|---|
| <b>UL STYLE NO.</b>                                  | <b>VOLTAGE RATING</b>  | <b>OPERATING TEMPERATURE</b>                  | <b>UL FILE NO.</b>                  | <b>MARKING</b>                    |                                |   |
| <input type="checkbox"/> AWM 2896                    | 30V  | 80°C  |                                     | AWM 2896 80°C VW-1                |                                |   |
| <input checked="" type="checkbox"/> AWM 20624        | 60V  | 80°C  |                                     | AWM 20624 80°C VW-1               |                                |   |
| <input type="checkbox"/> AWM 20706                   | 60V  | 105°C   |                                     | AWM 20706 105°C VW-1              |                                |   |
| <b>CONDUCTOR</b>                                     | <b>SIZE (GtxCw)</b>  | <b>RATED CURRENT</b>                          | <b>RESISTANCE</b>                   | <b>REMARKS</b>                    |                                |   |
|  | <input type="checkbox"/> 0.1X1.27  | 2A  | 0.17Ω/M                             | * TIN PLATED COPPER WIRE          |                                |   |
|  | <input type="checkbox"/> 0.1X0.8   | 2A  | 0.27Ω/M                             | :99.994% PURE COPPER              |                                |   |
|  | <input type="checkbox"/> 0.1X0.7   | 2A  | 0.33Ω/M                             | * TOLERANCE OF THICKNESS          |                                |   |
|  | <input type="checkbox"/> 0.1X0.65  | 2A  | 0.35Ω/M                             | : ±0.005                          |                                |   |
|  | <input type="checkbox"/> 0.1X0.5   | 1A  | 0.42Ω/M                             | * TOLERANCE OF WIDTH              |                                |   |
|  | <input type="checkbox"/> 0.1X0.3   | 1A  | 0.70Ω/M                             | : ±0.03                           |                                |   |
|  | <input type="checkbox"/> 0.05X0.8  | 1A  | 0.53Ω/M                             | * EXTENSION RATE                  |                                |   |
|  | <input type="checkbox"/> 0.05X0.65   | 1A  | 0.63Ω/M                             | : OVER THAN 15%                   |                                |   |
|  | <input type="checkbox"/> 0.05X0.6  | 1A  | 0.65Ω/M                             | * STRAIN STRENGTH                 |                                |   |
|  | <input type="checkbox"/> 0.035X0.8   | 1A  | 0.83Ω/M                             | : OVER THAN 13Kgf/mm <sup>2</sup> |                                |   |
|  | <input type="checkbox"/> 0.035X0.7   | 1A  | 0.60Ω/M                             | * PLATING THICKNESS               |                                |   |
|  | <input type="checkbox"/> 0.035X0.6   | 1A  | 0.96Ω/M                             | : 0.075 μ 以上                      |                                |   |
|  | <input type="checkbox"/> 0.035X0.3   | 0.5A  | 1.80Ω/M                             |                                   |                                |   |
|  | <input checked="" type="checkbox"/> 0.035X0.3  | 0.5   | 1.89Ω/M                             |                                   |                                |   |
| <input type="checkbox"/> 0.022X0.3                   | 0.5A   | 3.18Ω/M                                       |                                     |                                   |                                |   |
| <input type="checkbox"/> 0.1X0.5 (P)                 | 0.5A   | 2.80Ω/M                                       | * TIN PLATED PHOSPHORUS BRONZE WIRE |                                   |                                |   |
| <b>LEAD FREE</b> <input checked="" type="checkbox"/> |  |   | <b>GLD</b> <input type="checkbox"/> |                                   |                                |   |
| <b>INSULATION FILM</b>                               | <b>NO.</b>   | <b>BASE FILM</b>                              | <b>ADHESIVE</b>                     | <b>TOTAL THICKNESS</b>            | <b>REMARK</b>                  | <b>COLOR</b>  |
|  | <input type="checkbox"/> 1   | PET 25μm                                      | 35μm                                | 60μm                              | REGULAR                        | <input type="checkbox"/> WHITE <input type="checkbox"/> BLACK |
|  | <input checked="" type="checkbox"/> 2  | PET 19μm                                      | 24μm                                | 43μm                              | SUPER FLEX                     | <input checked="" type="checkbox"/> WHITE                     |
|  | <input type="checkbox"/> 3   | PET 12μm                                      | 25μm                                | 37μm                              | ULTRA FLEX                     | <input type="checkbox"/> WHITE                                |
| <b>DECA FREE</b> <input type="checkbox"/>            |  |   |                                     |                                   |                                |   |
| <b>SUPPORTING TAPE</b>                               | <b>NO.</b>   | <b>BASE FILM</b>                              | <b>ADHESIVE</b>                     | <b>TOTAL THICKNESS</b>            | <b>COLOR</b>                   |   |
|  | <input type="checkbox"/> 1   | PET 125μm                                     | 35μm                                | 160μm                             | <input type="checkbox"/> WHITE | <input type="checkbox"/> BLUE                                 |
|  | <input checked="" type="checkbox"/> 2  | PET 190μm                                     | 35μm                                | 225μm                             | <input type="checkbox"/> WHITE | <input checked="" type="checkbox"/> BLUE                      |
|  | <input type="checkbox"/> 3   | PET 215μm                                     | 35μm                                | 250μm                             | <input type="checkbox"/> WHITE | <input type="checkbox"/> BLUE                                 |
| <input type="checkbox"/> 4                           | PET 250μm  | 35μm  | 285μm                               | <input type="checkbox"/> WHITE    | <input type="checkbox"/> BLUE  |   |
| <b>EMI SHIELD</b>                                    | ALUMINIUM FOIL [    μm]    COPPER FOIL [    μm]    FABRIC TAPE [    μm]    LAMINATION [    ] |   |                                     |                                   |                                |   |
| <b>DOUBLE SIDE TAPE</b>                              |  |   |                                     |                                   |                                |   |
| <b>DIELECTRIC VOLTAGE WITHSTAND TEST</b>             |  |   | AC 500V/10mA 1分钟                    |                                   |                                |   |
| <b>INSULATION RESISTANCE TEST</b>                    |  |   | DC 500V/100Ω/M                      |                                   |                                |   |
| <b>AGING</b>   |  |   | 85°C/96 HR                          |                                   |                                |   |
| <b>FLEXIBILITY</b>                                   | <b>GENERAL</b>   | 10,000 Min (R5×240/Min×40mm/Reciprocating)    |                                     |                                   |                                |   |
|  | <b>FLEX</b>  | 100,000 Min (R5×240/Min×40mm/Reciprocating)   |                                     |                                   |                                |   |
|  | <b>SUPER</b>   | 3,000,000 Min (R5×240/Min×40mm/Reciprocating) |                                     |                                   |                                |   |
|  | <b>ULTRA</b>   | 6,000,000 Min (R5×240/Min×40mm/Reciprocating) |                                     |                                   |                                |   |
| <b>FLAMMABILITY</b>                                  |  | PASS UL VW-1                                  |                                     |                                   |                                |   |

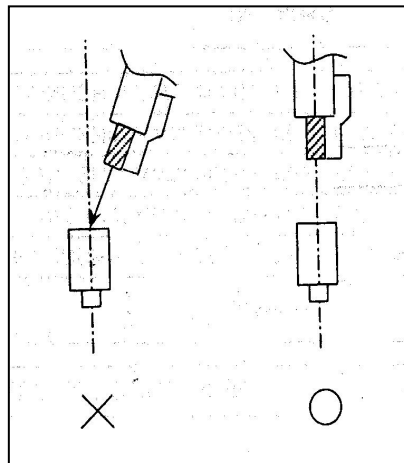
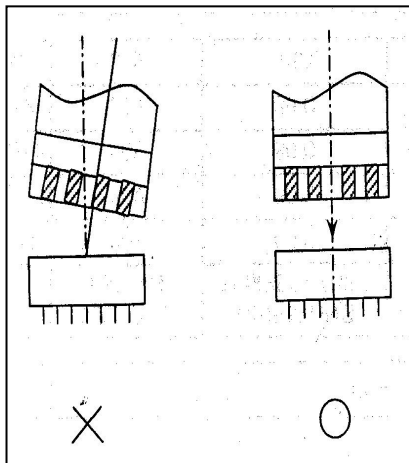


## Matters that demand special attention :

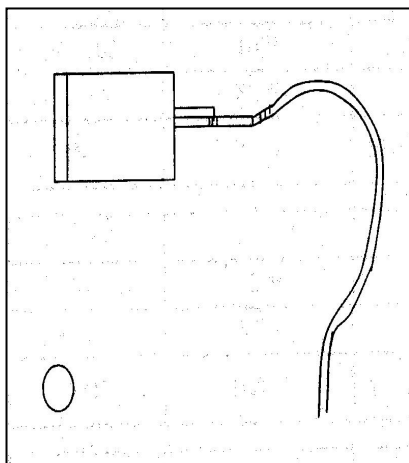
- \* When insert to connector, please insert straight correctly with Joiner's supporting-tape.



- \* When insert to connector, please avoid excessive force.



- \* After insert to connector, shall be not bend at supporting-tape excessive



## X-ON Electronics

Largest Supplier of Electrical and Electronic Components

*Click to view similar products for [FFC / FPC Jumper Cables](#) category:*

*Click to view products by [Megastar](#) manufacturer:*

Other Similar products are found below :

[8-1474659-7](#) [FSK-21.5A-20](#) [FSK-23A](#) [FSN-14.5A-6](#) [1474494-5](#) [1557385-1](#) [2-1437211-4](#) [2-6447164-4](#) [1-6437133-3](#) [FSK-21A](#) [FSN-21.5A-32](#) [FSN-24A](#) [2-1437181-9](#) [4-1437186-9](#) [4-1474659-8](#) [5-1474654-9](#) [6-6437158-0](#) [1474544-1](#) [7-6474640-3](#) [8-1474644-8](#) [FSK-22Z-12](#) [1437190-1](#) [2-6437158-6](#) [3-1437213-7](#) [FSK-11.25A-40](#) [FSN-11A-10](#) [FSP-22A](#) [FST-41B-5](#) [1-1437203-7](#) [6447164-6](#) [1474678-7](#) [3-1437219-8](#) [FSK-11.1A-40](#) [FSN-11.5A-3](#) [1437219-2](#) [05-001-152FB](#) [05-001.5-152FB](#) [7-1437166-1](#) [5-1474677-4](#) [3-1447175-2](#) [4-6447189-2](#) [15020-1538](#) [FSK-21.3A-25](#) [07-004.5-172-P](#) [JS05B-12P-030-3-4](#) [JS05A-16P-080-4-8](#) [JS05A-12P-050-3-4](#) [JS05A-16P-100-3-4](#) [JS05A-12P-100-3-4](#) [JS05A-12P-030-3-4](#)