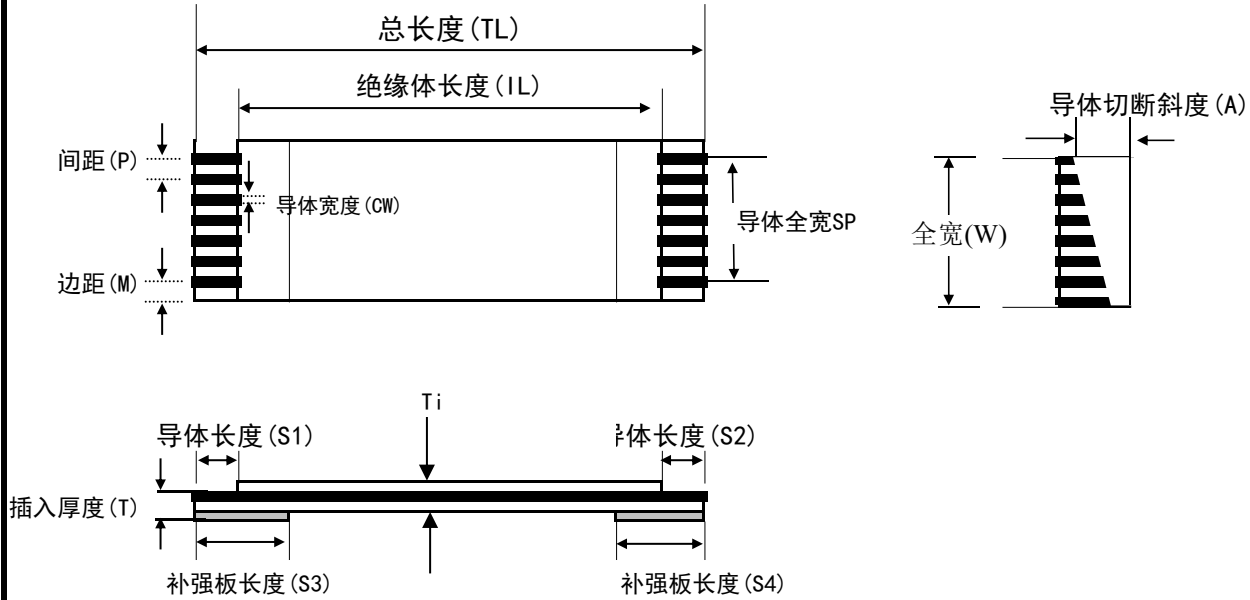


# 承 認 書



兆星精密电子 (深圳) 有限公司

UL STYLE NO. 20624, Non Deca (43 $\mu$ m) Film, LFCu, Supporting Tape: 0.225mm



P	T. L	W	SP	M	T	Ti	S1	S2	S3	S4	A	NO. OF CONDUCTOR
1.00	100.0	$\infty$	$\infty$	$\infty$	$\infty$	$\infty$	$\infty$	$\infty$	$\infty$	$\infty$	1	8
$\pm 0.1$	$\pm 2.0$	$\pm 0.1$	$\pm 0.1$	$\pm 0.1$	$\pm 0.05$	$\pm 0.05$	$\pm 1.0$	$\pm 1.0$	$\pm 2.0$	$\pm 2.0$	小于	
导体规格		扁平铜板					厚度 (GT)		0.035		±0.65	
		镀锡皮厚度: 1.0 $\mu$ 以上					宽度 (CW)		0.3		-0.3	

ZX FFC 1.0 T 100 4 8 n\*P

品牌 产品类型 间距 触点向 长度 金手指长度 加强版长度 Pin数

NO	日期	变更内容	承认	确认	作成
1	240110	ZX-FFC1.0-T-10048-nP	林力	林软	1

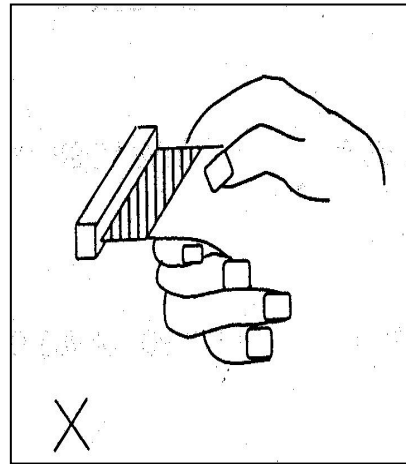
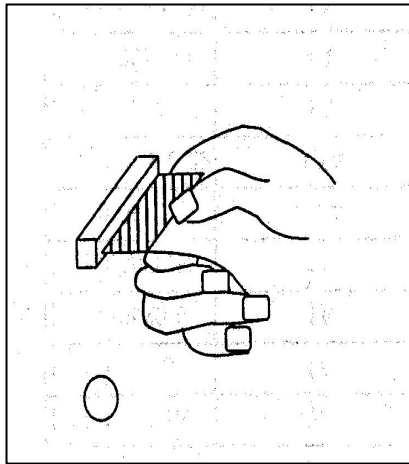
# MATERIAL SPECIFICATION

PRODUCT	FLEXIBLE FLAT CABLE					
<b>UL STYLE NO.</b>	<b>VOLTAGE RATING</b>	<b>OPERATING TEMPERATURE</b>	<b>UL FILE NO.</b>	<b>MARKING</b>		
<input type="checkbox"/> AWM 2896	30V	80°C		AWM 2896 80°C VW-1		
<input checked="" type="checkbox"/> AWM 20624	60V	80°C		AWM 20624 80°C VW-1		
<input type="checkbox"/> AWM 20706	60V	105°C		AWM 20706 105°C VW-1		
<b>CONDUCTOR</b>	<b>SIZE (GtxCw)</b>	<b>RATED CURRENT</b>	<b>RESISTANCE</b>	<b>REMARKS</b>		
	<input type="checkbox"/> 0.1X1.27	2A	0.17Ω/M	* TIN PLATED COPPER WIRE		
	<input type="checkbox"/> 0.1X0.8	2A	0.27Ω/M	:99.994% PURE COPPER		
	<input type="checkbox"/> 0.1X0.7	2A	0.33Ω/M	* TOLERANCE OF THICKNESS		
	<input type="checkbox"/> 0.1X0.65	2A	0.35Ω/M	: ±0.005		
	<input type="checkbox"/> 0.1X0.5	1A	0.42Ω/M	* TOLERANCE OF WIDTH		
	<input type="checkbox"/> 0.1X0.3	1A	0.70Ω/M	: ±0.03		
	<input type="checkbox"/> 0.05X0.8	1A	0.53Ω/M	* EXTENSION RATE		
	<input type="checkbox"/> 0.05X0.65	1A	0.63Ω/M	: OVER THAN 15%		
	<input type="checkbox"/> 0.05X0.6	1A	0.65Ω/M	* STRAIN STRENGTH		
	<input type="checkbox"/> 0.035X0.8	1A	0.83Ω/M	: OVER THAN 13Kgf/mm <sup>2</sup>		
	<input type="checkbox"/> 0.035X0.7	1A	0.60Ω/M	* PLATING THICKNESS		
	<input type="checkbox"/> 0.035X0.6	1A	0.96Ω/M	: 0.075 μ 以上		
	<input type="checkbox"/> 0.035X0.3	0.5A	1.80Ω/M			
	<input checked="" type="checkbox"/> 0.035X0.3	0.5	1.89Ω/M			
<input type="checkbox"/> 0.022X0.3	0.5A	3.18Ω/M				
<input type="checkbox"/> 0.1X0.5 (P)	0.5A	2.80Ω/M	* TIN PLATED PHOSPHORUS BRONZE WIRE			
<b>LEAD FREE</b> <input checked="" type="checkbox"/>			<b>GLD</b> <input type="checkbox"/>			
<b>INSULATION FILM</b>	<b>NO.</b>	<b>BASE FILM</b>	<b>ADHESIVE</b>	<b>TOTAL THICKNESS</b>	<b>REMARK</b>	<b>COLOR</b>
	<input type="checkbox"/> 1	PET 25μm	35μm	60μm	REGULAR	<input type="checkbox"/> WHITE <input type="checkbox"/> BLACK
	<input checked="" type="checkbox"/> 2	PET 19μm	24μm	43μm	SUPER FLEX	<input checked="" type="checkbox"/> WHITE
	<input type="checkbox"/> 3	PET 12μm	25μm	37μm	ULTRA FLEX	<input type="checkbox"/> WHITE
<b>DECA FREE</b> <input type="checkbox"/>						
<b>SUPPORTING TAPE</b>	<b>NO.</b>	<b>BASE FILM</b>	<b>ADHESIVE</b>	<b>TOTAL THICKNESS</b>	<b>COLOR</b>	
	<input type="checkbox"/> 1	PET 125μm	35μm	160μm	<input type="checkbox"/> WHITE	<input type="checkbox"/> BLUE
	<input checked="" type="checkbox"/> 2	PET 190μm	35μm	225μm	<input type="checkbox"/> WHITE	<input checked="" type="checkbox"/> BLUE
	<input type="checkbox"/> 3	PET 215μm	35μm	250μm	<input type="checkbox"/> WHITE	<input type="checkbox"/> BLUE
<input type="checkbox"/> 4	PET 250μm	35μm	285μm	<input type="checkbox"/> WHITE	<input type="checkbox"/> BLUE	
<b>EMI SHIELD</b>	ALUMINIUM FOIL [    μm]    COPPER FOIL [    μm]    FABRIC TAPE [    μm]    LAMINATION [    ]					
<b>DOUBLE SIDE TAPE</b>						
<b>DIELECTRIC VOLTAGE WITHSTAND TEST</b>			AC 500V/10mA 1分钟			
<b>INSULATION RESISTANCE TEST</b>			DC 500V/100Ω/M			
<b>AGING</b>			85°C/96 HR			
<b>FLEXIBILITY</b>	GENERAL	10,000 Min (R5×240/Min×40mm/Reciprocating)				
	FLEX	100,000 Min (R5×240/Min×40mm/Reciprocating)				
	SUPER	3,000,000 Min (R5×240/Min×40mm/Reciprocating)				
	ULTRA	6,000,000 Min (R5×240/Min×40mm/Reciprocating)				
<b>FLAMMABILITY</b>		PASS UL VW-1				

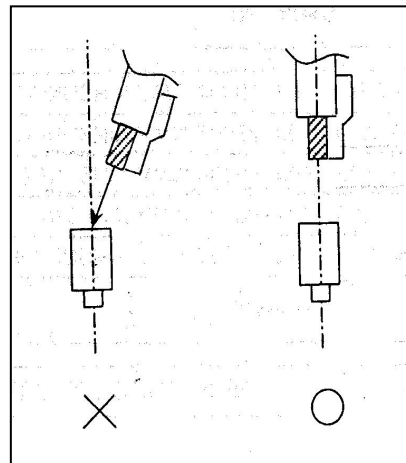
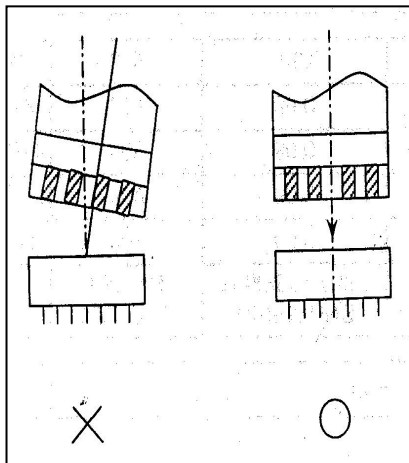


## Matters that demand special attention :

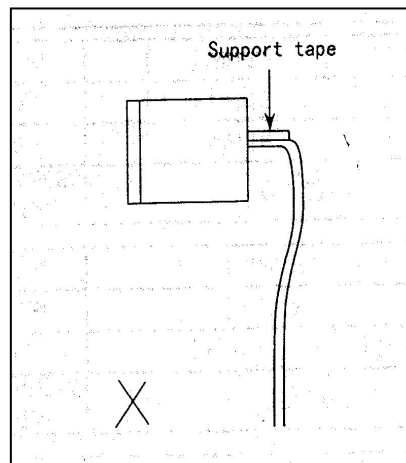
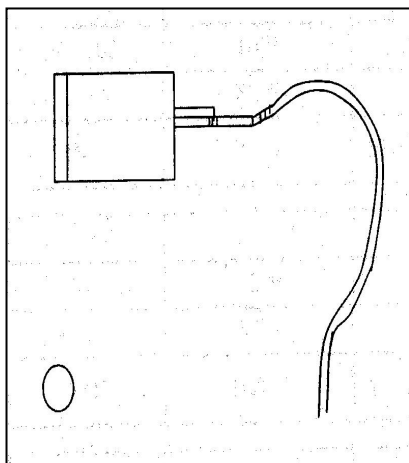
- \* When insert to connector, please insert straight correctly with Joiner's supporting-tape.



- \* When insert to connector, please avoid excessive force.



- \* After insert to connector, shall be not bend at supporting-tape excessive



## X-ON Electronics

Largest Supplier of Electrical and Electronic Components

*Click to view similar products for [FFC / FPC Jumper Cables](#) category:*

*Click to view products by [Megastar](#) manufacturer:*

Other Similar products are found below :

[8-1474659-7](#) [FSK-21.5A-20](#) [FSK-23A](#) [FSN-14.5A-6](#) [1474494-5](#) [1557385-1](#) [2-1437211-4](#) [2-6447164-4](#) [1-6437133-3](#) [FSK-21A](#) [FSN-21.5A-32](#) [FSN-24A](#) [2-1437181-9](#) [4-1437186-9](#) [4-1474659-8](#) [5-1474654-9](#) [6-6437158-0](#) [1474544-1](#) [7-6474640-3](#) [8-1474644-8](#) [FSK-22Z-12](#) [1437190-1](#) [2-6437158-6](#) [3-1437213-7](#) [FSK-11.25A-40](#) [FSN-11A-10](#) [FSP-22A](#) [FST-41B-5](#) [1-1437203-7](#) [6447164-6](#) [1474678-7](#) [3-1437219-8](#) [FSK-11.1A-40](#) [FSN-11.5A-3](#) [1437219-2](#) [05-001-152FB](#) [05-001.5-152FB](#) [7-1437166-1](#) [5-1474677-4](#) [3-1447175-2](#) [4-6447189-2](#) [15020-1538](#) [FSK-21.3A-25](#) [07-004.5-172-P](#) [JS05B-12P-030-3-4](#) [JS05A-16P-080-4-8](#) [JS05A-12P-050-3-4](#) [JS05A-16P-100-3-4](#) [JS05A-12P-100-3-4](#) [JS05A-12P-030-3-4](#)