

# SPECIFICATIONS

Customer : \_\_\_\_\_

 Customer P/N: \_\_\_\_\_ ACW-  Series

Drawing No : \_\_\_\_\_

 Quantity : 0 Pcs. Date : 2017/09/06

 Meled P/N : \_\_\_\_\_ ACW-  Series/参照

SPECIFICATION	
ACCEPTED BY:	
COMPONENT ENGINEER	
ELECTRICAL ENGINEER	
MECHANICAL ENGINEER	
APPROVED	
REJECTED	

**For Customer approval Only**

 Qualification Status:  Full  Restricted  Rejected

Approved By	Verified By	Re-checked By	Checked By

Comments: \_\_\_\_\_

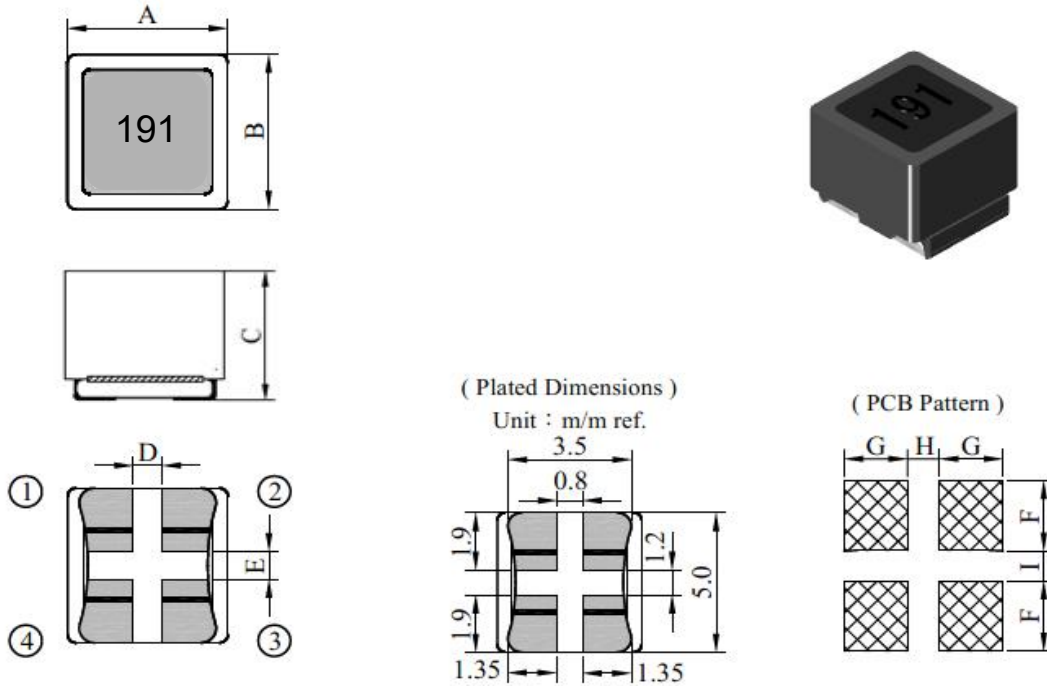
**Version change history**

Rev.	Effective Date	Changed Contents	Change Reasons	Approved By
01	/	New release	/	/

## Wire Wound Type Common Mode Filter

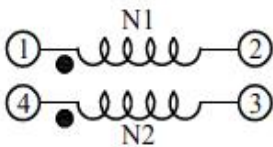
CUSTOMER	- - - - -	CUSTOMER P/N	- - - - -	REV.	A
PRODUCT TYPE		Meled P/N	ACW5040-SERIES	FILE NO.	SP-18103002

### 1. DIMENSION ( UNIT : mm )



A	4.8 ±0.2
B	5.0 ±0.2
C	4.5 Max
D	0.8 Typ
E	1.0 Typ
F	2.3 Ref
G	1.6 Ref
H	0.8 Ref
I	1.0 Ref

### 2. CIRCUIT DIAGRAM



### 3. NOTE :

### 4. ELECTRICAL CHARACTERISTIC

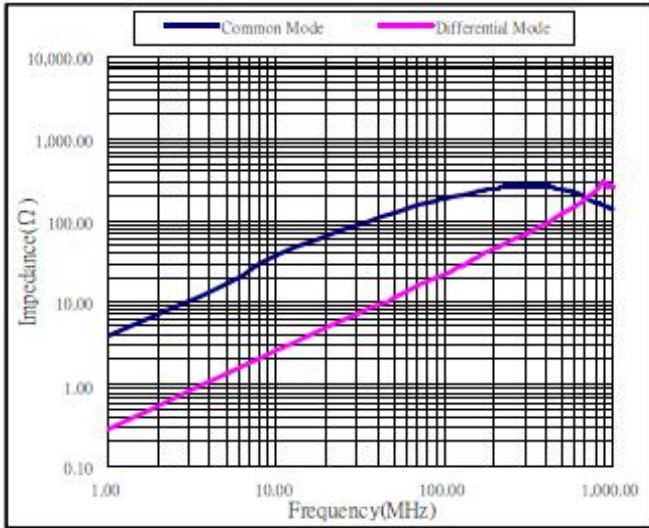
Meled P/N	Common mode Impedance @100MHz (Ω)	Inductance (uH) @100KHz/0.1V	Rated Voltage (V) MAX	DCR (Ω) MAX	Rated Current (A) Max.	IR (MΩ) MIN
ACW5040-191T50	190 (Typ)	0.6(Typ)	50	0.02	5.0	10
ACW5040-351T20	350 (Typ)	1.1(Typ)	50	0.04	2.0	10
ACW5040-102T15	1000 (Typ)	2.7(Typ)	50	0.06	1.5	10
ACW5040-152T10	1500 (Typ)	3.6(Typ)	50	0.10	1.0	10
ACW5040-302T05	3000 (Typ)	6.0(Typ)	50	0.20	0.5	10
ACW5040-402T02	4000 (Typ)	8.0(Typ)	50	0.30	0.2	10

1.IDC: ΔT=40°CTyp.  
2.I.R: 50V(DC)/0.5S

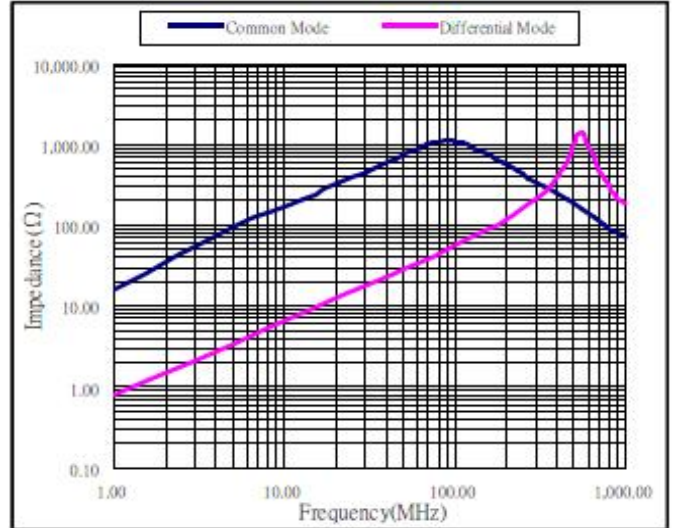
CUSTOMER	- - - - -	CUSTOMER P/N	- - - - -	REV.	A
PRODUCT TYPE		Meled P/N	ACW5040-SERIES	FILE NO.	SP-18103002

**5. CHARACTERISTICS(REFERENCE)**

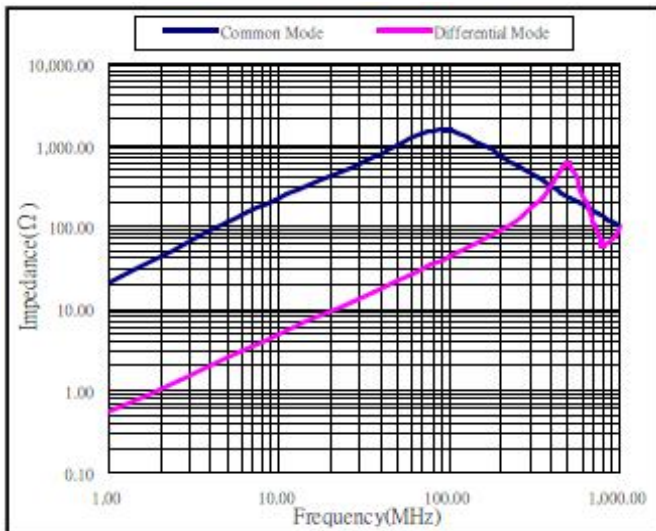
ACW5040-191T50



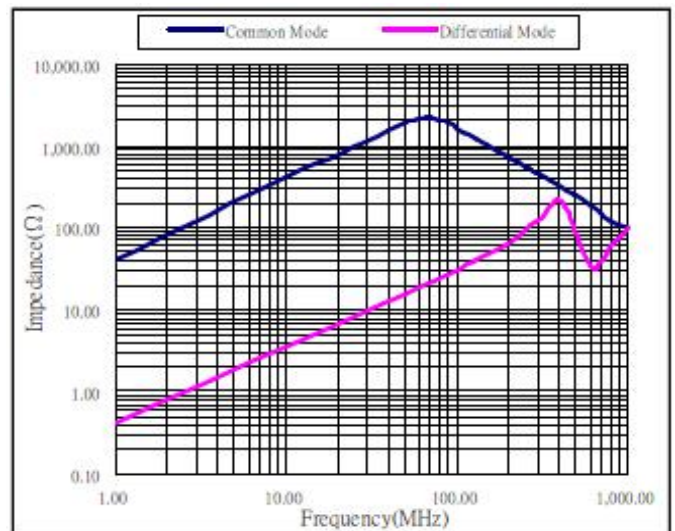
CACW5040-102T15



ACW5040-152T10



ACW5040-302T05

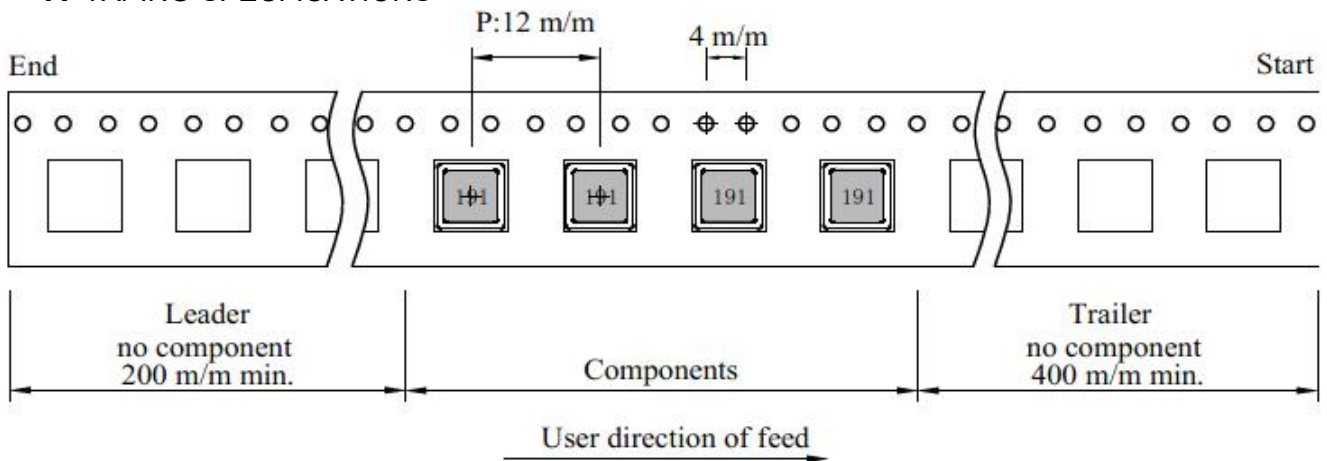


**Wire Wound Type Common Mode Filter**

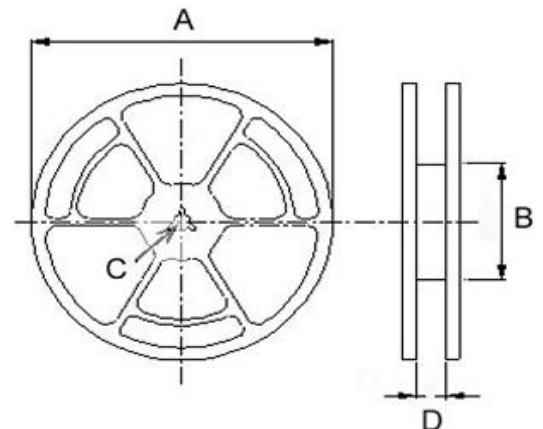
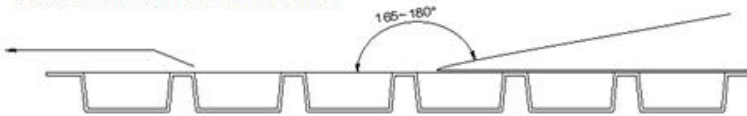
CUSTOMER	- - - - -	CUSTOMER P/N	- - - - -	REV.	A
PRODUCT TYPE		Meled P/N	ACW5040-SERIES	FILE NO.	SP-18103002

**6. MATERIAL LIST**

NO.	ITEM	DESCRIPTION	SUPPLIER
1	CORE	FERRITE	FENGYIN OR EQ
2	WIRE	P180 Grd1	ELEKTRISOLA OR EQ
3	ADHESIVE	EPOXY RESIN	NAGASE OR EQ
4	SOLDER	Sn99.3:Cu0.7	SHENMAO OR EQ
5	INK	BLACK	BON MARQUE OR EQ

**7. TAPING SPECIFICATIONS**


Adhesive strength of cover tape is 20 to 120 gf  
The conduction band direction



Reel Dimensions (Unit: mm)				Quantity
A	B	C	D	Pcs/Reel
330	100	13	16.5	1000

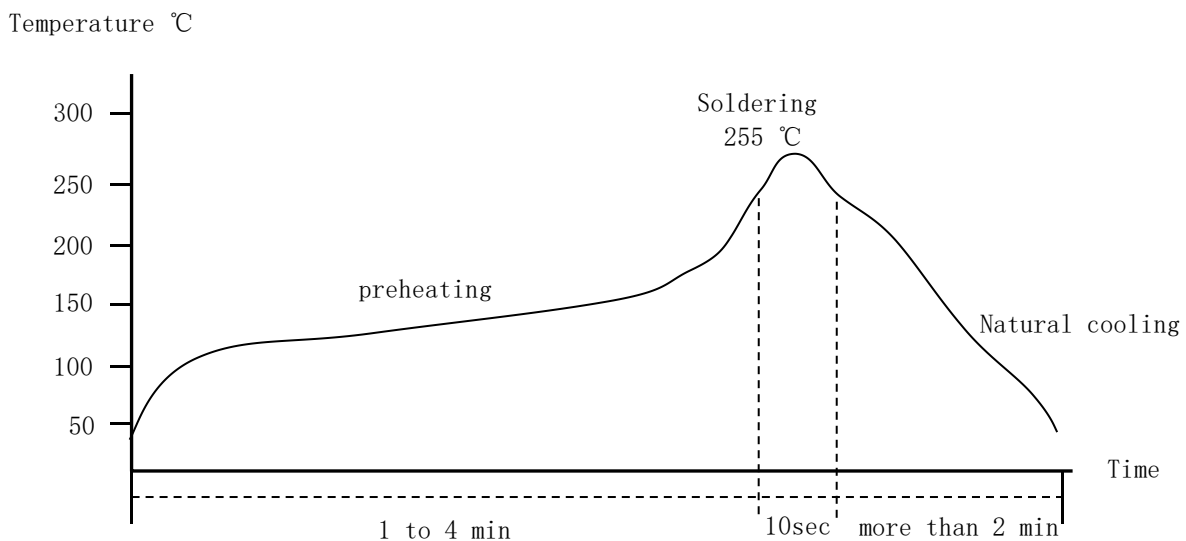
**Wire Wound Type Common Mode Filter**

CUSTOMER	- - - - -	CUSTOMER P/N	- - - - -	REV.	A
PRODUCT TYPE		Meled P/N	ACW5040-SERIES	FILE NO.	SP-18103002

**8. RELIABILITY TESTING**

Operating Temperature	- 40 to +125 °C ( Contain Heating coil )
Appearance Inspection	No external defects by visual inspection
Terminal Strength	After soldering , between copper plaet and terminals of coils , push in two directions of X , Y with standing 10N(1.02kg) for10+/-2 sec. Terminal should not peel off. ( Refer to figure at right )
Heat endurance of reflow soldering	Refer to figure
Insulating resistance	Over 100 MΩ at 100V D.C . between wire and core
Dielectric Strength	Apply at 0.5KV 3mA for 1 minute between wire and core
Temperature characteristics	Inductance coefficient ( 0~2,000 ) × 10 / °C ( - 40~ + 125 °C )
Humidity characteristics	Inductance deviation within ± 10% , after 96 hours in 90~95% relative humidity at 40 ± 2 °C and 1 hours drying under normal condition

A test is made under the above mentioned condition , and it is kept for 2 hours in the normal

**IR Reflow profile**


Temperature and humidity . After that , no mechanical and electrical defect should be found .

## X-ON Electronics

Largest Supplier of Electrical and Electronic Components

*Click to view similar products for [Common Mode Chokes / Filters](#) category:*

*Click to view products by [MetalLions](#) manufacturer:*

Other Similar products are found below :

[PE-64683](#) [RD5122-6-9M6](#) [RD6137-6-7M5](#) [RD8147-16-3M0](#) [ST6118T-R](#) [FE3X025-10-7NL](#) [RD7147-25-0M7](#) [TCM0806G-350-2P-T](#)  
[TCM0806G-650-2P-T](#) [IND-0110](#) [UAL21VR0802000](#) [UALSC023000000](#) [UALSC1020JH000](#) [UALSU10VD20010](#) [UALSU9VD070100](#) [36-00037](#) [UALW21HS072450](#) [UALSU9H0208000](#) [UAL24VK06450CH](#) [PLT10HH501100PNB](#) [PLT10HH401100PNB](#) [PLT10HH1026R0PNB](#)  
[36-00029-01](#) [PE-67531](#) [TLH10UB](#) [113 OR5](#) [2752045447](#) [7351V](#) [CMF16-153131](#) [RD7147-6-6M0](#) [T8116NLT](#) [FE2X10-4-2NL](#) [36-00029-07](#)  
[T8003NLT](#) [CTX01-13663](#) [CTX66-19521-R](#) [RC212-0.5-10M](#) [RC112-0.4-15M](#) [RC212-0.6-6M8](#) [RC212-0.4-15M](#) [RC112-0.3-30M](#)  
[WTCF2012Z0M751PB](#) [PH9408.814NLT](#) [PAC6006.364NLT](#) [PAC6006.444NLT](#) [PAC6006.204NLT](#) [PH9407.204NLT](#) [PAC6006.264NLT](#)  
[PH9408.105NLT](#) [PH9408.494NLT](#) [PAC6006.104NLT](#)