

1. Scope

This specification applies to MLB-F Series of multi-layer ferrite chip bead.

2. Product Description and Identification (Part Number)

- 1) Description:
MLB-F Series of multi-layer ferrite chip bead.
- 2) Product Identification (Part Number)



3. Rating

Operating Temperature: $-55^{\circ}\text{C} \sim 125^{\circ}\text{C}$ (Including self - temperature rise)

Storage Temperature: $-55^{\circ}\text{C} \sim 125^{\circ}\text{C}$ (after PCB)

$-5^{\circ}\text{C} \sim 40^{\circ}\text{C}$, Humidity 40% ~ 70% (before PCB)

4. Shape and Dimensions

- 1) Dimensions and recommended PCB pattern for reflow soldering: See Fig.4-1, Fig.4-2 and Table 4-1.
- 2) Structure: See Fig. 4-3 and Fig. 4-4.



Fig. 4-1

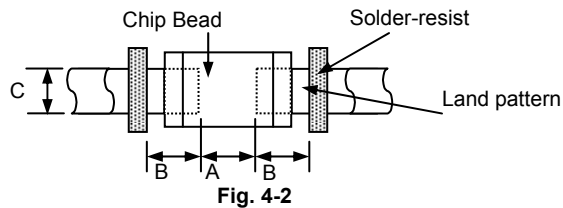


Fig. 4-2



Fig. 4-3

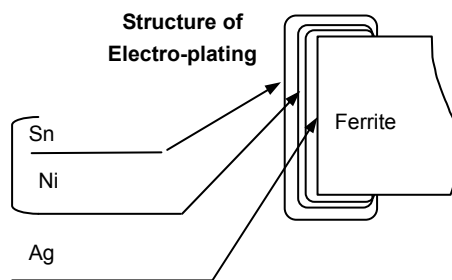


Fig. 4-4

- ① Ferrite for Bead Series
- ② Internal electrode (Ag)
- ③ Pull out electrode (Ag)
- ④-1 Terminal electrode: Inside (Ag)
- ④-2 Outside (Electro-plating Ni-Sn)

[Table 4-1]

Unit: mm [inch]

Type	L	W	T	a	A	B	C
0603 [0201]	0.6 ± 0.05 [.024 ± 0.002]	0.3 ± 0.05 [.012 ± 0.002]	0.3 ± 0.05 [.012 ± 0.002]	0.15 ± 0.05 [.006 ± 0.002]	0.2~0.3	0.2~0.3	0.3~0.35
1005 [0402]	1.0 ± 0.15 [0.039 ± 0.006]	0.5 ± 0.15 [0.020 ± 0.006]	0.5 ± 0.15 [0.020 ± 0.006]	0.25 ± 0.1 [0.010 ± 0.004]	0.45~0.55	0.40~0.50	0.45~0.55
1608 [0603]	1.6 ± 0.15 [0.063 ± 0.006]	0.8 ± 0.15 [0.031 ± 0.006]	0.8 ± 0.15 [0.031 ± 0.006]	0.3 ± 0.2 [0.012 ± 0.008]	0.60~0.80	0.60~0.80	0.60~0.80
2012 [0805]	$2.0 (+0.3, -0.1)$ [0.079 (+0.012, -0.004)]	1.25 ± 0.2 [0.049 ± 0.008]	0.85 ± 0.2 [0.033 ± 0.008]	0.5 ± 0.3 [0.020 ± 0.012]	0.80~1.20	0.80~1.20	0.90~1.60
3216 [1206]	3.2 ± 0.2 [0.126 ± 0.008]	1.6 ± 0.2 [0.063 ± 0.008]	0.85 ± 0.2 [0.033 ± 0.008]	0.5 ± 0.3 [0.020 ± 0.012]	1.80~2.50	1.00~1.50	1.20~2.00

Appendix A: Electrical Characteristics
I. MLB0603 Series of Beads

Part Number	Impedance (Ω)	Z Test Freq. (MHz)	DCR (Ω) Max.	I _r (mA) Max.	Thickness (mm) [inch]
MLB0603F-300T	30±25%	100	0.35	300	0.3±0.05 [.012±.002]
MLB0603F-600T	60±25%	100	0.40	200	
MLB0603F-800T	80±25%	100	0.40	200	
MLB0603F-121T	120±25%	100	0.80	200	
MLB0603F-221T	220±25%	100	1.00	200	
MLB0603F-601T	600±25%	100	1.70	200	

I. MLB1005 Series of Beads

Part Number	Impedance (Ω)	Z Test Freq. (MHz)	DCR (Ω) Max.	I _r (mA) Max.	Thickness (mm) [inch]
MLB1005F-000T	0~10	100	0.05	500	0.5±0.15 [.020±.006]
MLB1005F-100T	7~15	100	0.05	500	
MLB1005F-300T	30±25%	100	0.20	300	
MLB1005F-310T	31±25%	100	0.20	300	
MLB1005F-470T	47±25%	100	0.25	300	
MLB1005F-600T	60±25%	100	0.30	300	
MLB1005F-700T	70±25%	100	0.30	200	
MLB1005F-800T	80±25%	100	0.35	200	
MLB1005F-101T	100±25%	100	0.40	200	
MLB1005F-121T	120±25%	100	0.40	200	
MLB1005F-181T	180±25%	100	0.45	150	
MLB1005F-221T	220±25%	100	0.45	150	
MLB1005F-241T	240±25%	100	0.50	150	
MLB1005F-301T	300±25%	100	0.50	100	
MLB1005F-331T	330±25%	100	0.50	100	
MLB1005F-421T	420±25%	100	0.60	100	
MLB1005F-501T	500±25%	100	0.80	100	
MLB1005F-601T	600±25%	100	0.90	100	
MLB1005F-751T	750±25%	100	1.00	100	
MLB1005F-102T	1000±25%	100	1.20	100	
MLB1005F-152T	1500±25%	100	1.60	100	
MLB1005F-182T	1800±25%	100	1.80	100	

II. MLB1608 Series of Beads

Part Number	Impedance (Ω)	Z Test Freq. (MHz)	DCR (Ω) Max.	I _r (mA) Max.	Thickness (mm) [inch]
MLB1608F-000T	0~7	100	0.05	1000	0.8±0.15 [.031±.006]
MLB1608F-070T	0~11	100	0.05	1000	
MLB1608F-100T	7~15	100	0.05	1000	
MLB1608F-150T	9~21	100	0.05	800	
MLB1608F-300T	30±25%	100	0.10	600	
MLB1608F-310T	31±25%	100	0.10	600	
MLB1608F-470T	47±25%	100	0.10	600	
MLB1608F-600T	60±25%	100	0.20	600	
MLB1608F-800T	80±25%	100	0.20	600	
MLB1608F-101T	100±25%	100	0.20	500	
MLB1608F-121T	120±25%	100	0.20	500	
MLB1608F-151T	150±25%	100	0.30	400	
MLB1608F-221T	220±25%	100	0.30	400	
MLB1608F-301T	300±25%	100	0.35	300	
MLB1608F-471T	470±25%	100	0.50	300	
MLB1608F-501T	500±25%	100	0.50	300	
MLB1608F-601T	600±25%	100	0.50	300	
MLB1608F-801T	800±25%	100	0.60	250	
MLB1608F-102T	1000±25%	100	0.60	250	
MLB1608F-122T	1200±25%	100	0.85	200	

II. MLB1608 Series of Beads

Part Number	Impedance (Ω)	Z Test Freq. (MHz)	DCR (Ω) Max.	I _r (mA) Max.	Thickness (mm) [inch]
MLB1608F-152T	1500±25%	100	0.85	200	0.8±0.15 [.031±.006]
MLB1608F-182T	1800±25%	100	1.10	100	
MLB1608F-202T	2000±25%	100	1.10	100	
MLB1608F-222T	2200±25%	100	1.20	100	
MLB1608F-252T	2500±25%	100	1.20	100	
MLB1608F-272T	2700±25%	100	1.30	100	

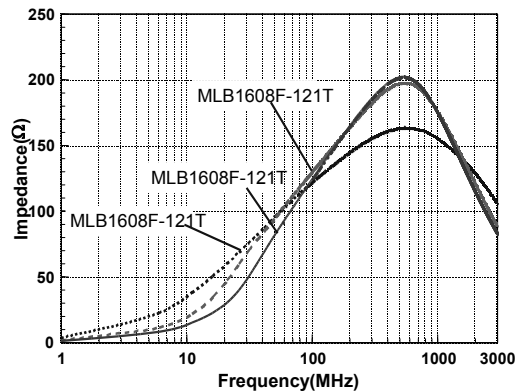
III. MLB2012 Series of Beads

Part Number	Impedance (Ω)	Z Test Freq. (MHz)	DCR (Ω) Max.	I _r (mA) Max.	Thickness (mm) [inch]
MLB2012F-000T	0~7	100	0.08	1500	0.85±0.2 [.033±.008]
MLB2012F-050T	0~11	100	0.08	1500	
MLB2012F-100T	7~15	100	0.10	1000	
MLB2012F-220T	22±25%	100	0.10	1000	
MLB2012F-300T	30±25%	100	0.10	1000	
MLB2012F-470T	47±25%	100	0.15	900	
MLB2012F-600T	60±25%	100	0.15	900	
MLB2012F-700T	70±25%	100	0.15	800	
MLB2012F-800T	80±25%	100	0.18	800	
MLB2012F-101T	100±25%	100	0.18	800	
MLB2012F-121T	120±25%	100	0.18	800	
MLB2012F-151T	150±25%	100	0.20	500	
MLB2012F-181T	180±25%	100	0.20	500	
MLB2012F-221T	220±25%	100	0.20	500	
MLB2012F-301T	300±25%	100	0.25	400	
MLB2012F-331T	330±25%	100	0.25	400	
MLB2012F-391T	390±25%	100	0.30	400	
MLB2012F-421T	420±25%	100	0.30	400	
MLB2012F-471T	470±25%	100	0.35	300	
MLB2012F-501T	500±25%	100	0.35	300	
MLB2012F-601T	600±25%	100	0.35	300	
MLB2012F-801T	800±25%	100	0.40	300	
MLB2012F-102T	1000±25%	100	0.35	300	
MLB2012F-122T	1200±25%	100	0.60	200	
MLB2012F-152T	1500±25%	100	0.70	200	
MLB2012F-182T	1800±25%	100	0.80	200	
MLB2012F-202T	2000±25%	100	0.90	100	
MLB2012F-222T	2200±25%	100	0.90	100	
MLB2012F-252T	2500±25%	100	1.20	100	
MLB2012F-272T	2700±25%	100	1.30	100	

IV. MLB 3216 Series of Beads

Part Number	Impedance (Ω)	Z Test Freq. (MHz)	DCR (Ω) Max.	Ir (mA) Max.	Thickness (mm) [inch]
MLB3216F-000T	0~15	100	0.03	2200	0.85±0.2 [.033±.008]
MLB3216F-100T	0~15	100	0.03	2200	
MLB3216F-220T	22±25%	100	0.05	2000	
MLB3216F-300T	30±25%	100	0.05	2000	
MLB3216F-310T	31±25%	100	0.05	2000	
MLB3216F-500T	50±25%	100	0.10	1000	
MLB3216F-600T	60±25%	100	0.10	1000	
MLB3216F-800T	80±25%	100	0.10	1000	
MLB3216F-900T	90±25%	100	0.10	1000	
MLB3216F-101T	100±25%	100	0.10	1000	
MLB3216F-121T	120±25%	100	0.10	1000	
MLB3216F-181T	180±25%	100	0.20	600	
MLB3216F-221T	220±25%	100	0.20	600	
MLB3216F-301T	300±25%	100	0.20	600	
MLB3216F-331T	330±25%	100	0.20	600	
MLB3216F-391T	390±25%	100	0.25	600	
MLB3216F-471T	470±25%	100	0.30	600	
MLB3216F-501T	500±25%	100	0.30	600	
MLB3216F-601T	600±25%	100	0.30	600	
MLB3216F-801T	800±25%	100	0.35	500	
MLB3216F-102T	1000±25%	100	0.60	500	
MLB3216F-122T	1200±25%	100	0.70	300	
MLB3216F-152T	1500±25%	100	0.80	200	
MLB3216F-202T	2000±25%	100	1.00	100	
MLB3216F-252T	2500±25%	100	1.20	100	
MLB3216F-272T	2700±25%	100	1.50	100	

Products with other electrical characteristic can be provided upon customer's request. Please contact your local sales.



Impedance Frequency Characteristics

X-ON Electronics

Largest Supplier of Electrical and Electronic Components

Click to view similar products for [Ferrite Beads](#) category:

Click to view products by [MetalLions](#) manufacturer:

Other Similar products are found below :

[CZB1JGTTD152P](#) [CZB2AFTTD800P](#) [CZB2AGTTD121P](#) [PE-0402FB121ST](#) [AB 3X2X3SM](#) [DER0705-2.2](#) [NCB0603R301TR050F](#)
[NCB0805A320TR050F](#) [NCB-H1206B680TR300F](#) [CZB1JGTTD221P](#) [CZB1JGTTD600P](#) [CZB2AGTTD301P](#) [CZB2BFTTE301P](#)
[CZB2BFTTE601P](#) [4221R-1](#) [EMI0805R-600](#) [SBY100505T-100Y-N](#) [NCB-GH0402D121TR060F](#) [NCB0402P301TR005F](#)
[NCB0603R152TR030F](#) [NCB0805A121TR050F](#) [NCB0805A301TR070F](#) [NCB3312K900TR500F](#) [NCB-H0805A221TR300F](#)
[NCB0402P221TR030F](#) [NCB0805A102TR040F](#) [NCB1806E151TR020F](#) [NCB-H0402P100TR200F](#) [NCB-H0603R121TR300F](#) [NCB-](#)
[H0805A220TR600F](#) [NCB-H1206B601TR200F](#) [CZB1JGTTD202P](#) [CBH160808W221T](#) [WLBD1005HCU330TL](#) [WLBD2012HCU121TH](#)
[WLBD2012HCU221TH](#) [WQBD1608HCU121TH](#) [WLBD1608K2U252TB](#) [VLU0810-102KBC12](#) [WLBD1608K2U800TP](#) [BMB2A0080AN4](#)
[SZ1608F470TF](#) [FBSHC0805-331-302R](#) [HFJ100505T-601Y-N](#) [HFY100505T-221Y-N](#) [PBY201209T-110Y-N](#) [SBY060303T-121Y-N](#)
[BBPY00160808301Y00](#) [SBY100505T-750Y-N](#) [BBPY00100505102Y00](#)