

## MTQH3225 Series

### Mini Molded Chip Power Inductors

#### FEATURES

- Metal material for large current and low loss
- Vinyl thermal spray, better surface compactness
- Closed magnetic circuit design reduces leakage flux
- Operate temperature range ....  $-55^{\circ}\text{C} \sim +125^{\circ}\text{C}$  (Including self temp. rise)
- RoHS compliant



#### APPLICATIONS

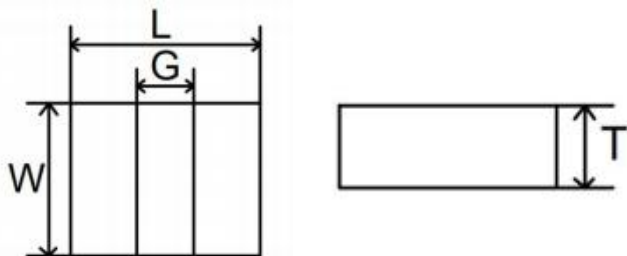
- Smart phone, pad
- Notebooks, VR, AR
- Portable gaming devices, Smart wear, Wi-Fi module

#### Explanation of Part Number

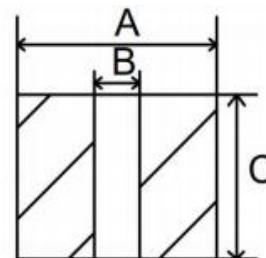
MTQH 322510 S 2R2 M B TA  
 1 2 3 4 5 6 7 8

- ◆ 1:Series Name:Mini Molding Chip type power inductor
- ◆ 2:Size Code: L\*W\*T
- ◆ 3: Material Code:S Type
- ◆ 4:Initial inductance value: 2R2 = 2.2uH
- ◆ 5:Tolerance of Inductance:M: $\pm 20\%$
- ◆ 6:Coating color:B=Black
- ◆ 7:Packing:Tape Carrier Package
- ◆ 8:Internal Code: A,B

#### Dimensions: [mm]



#### Land Pattern: [mm]



| Series      | L             | G             | W             | T        | A    | B    | C    |
|-------------|---------------|---------------|---------------|----------|------|------|------|
| MTQH322510S | $3.2 \pm 0.2$ | $0.9 \pm 0.2$ | $2.5 \pm 0.2$ | 1.00Max. | 3.25 | 0.90 | 2.55 |
| MTQH322512S | $3.2 \pm 0.2$ | $0.9 \pm 0.2$ | $2.5 \pm 0.2$ | 1.20Max. | 3.25 | 0.90 | 2.55 |
| MTQH322520S | $3.2 \pm 0.2$ | $0.9 \pm 0.2$ | $2.5 \pm 0.2$ | 2.00Max. | 3.25 | 0.90 | 2.55 |

## Electrical Properties:

MTQH322510S(3.2\*2.5\*1.0mm)

| P/N               | L0( $\mu$ H)<br>@ (0A) 1MHz | Rdc(m $\Omega$ ) |     | Heat rating current<br>Irms(A) |     | Saturation current<br>Isat(A) |     |
|-------------------|-----------------------------|------------------|-----|--------------------------------|-----|-------------------------------|-----|
|                   |                             | Typical          | Max | Typical                        | Max | Typical                       | Max |
| MTQH322510SR33MBT | 0.33                        | 11               | 15  | 8.3                            | 7.8 | 8.3                           | 7.8 |
| MTQH322510SR47MBT | 0.47                        | 17               | 22  | 6.4                            | 5.9 | 8.3                           | 7.6 |
| MTQH322510SR68MBT | 0.68                        | 22               | 28  | 6.2                            | 5.7 | 7.5                           | 7.0 |
| MTQH322510S1R0MBT | 1.0                         | 25               | 30  | 5.4                            | 4.9 | 6.0                           | 5.3 |
| MTQH322510S1R5MBT | 1.5                         | 34               | 42  | 4.0                            | 3.6 | 5.0                           | 4.4 |
| MTQH322510S2R2MBT | 2.2                         | 55               | 66  | 3.7                            | 3.4 | 4.0                           | 3.5 |
| MTQH322510S3R3MBT | 3.3                         | 105              | 120 | 2.7                            | 2.3 | 3.7                           | 3.3 |
| MTQH322510S4R7MBT | 4.7                         | 125              | 140 | 2.3                            | 1.9 | 2.8                           | 2.5 |
| MTQH322510S6R8MBT | 6.8                         | 290              | 320 | 1.9                            | 1.6 | 2.4                           | 2.0 |
| MTQH322510S100MBT | 10.0                        | 325              | 365 | 2.2                            | 1.8 | 2.2                           | 1.8 |

MTQH322512S(3.2\*2.5\*1.2mm)

| P/N                | L0( $\mu$ H)<br>@ (0A) 1MHz | Rdc(m $\Omega$ ) |     | Heat rating current<br>Irms(A) |      | Saturation current<br>Isat(A) |      |
|--------------------|-----------------------------|------------------|-----|--------------------------------|------|-------------------------------|------|
|                    |                             | Typical          | Max | Typical                        | Max  | Typical                       | Max  |
| MTQH322512SR10MBT  | 0.10                        | 5.2              | 7.0 | 12.0                           | 11.0 | 18.0                          | 16.5 |
| MTQH322512SR22MBT  | 0.22                        | 6.6              | 10  | 9.2                            | 8.7  | 11.5                          | 11.0 |
| MTQH322512SR24MBT  | 0.24                        | 7.0              | 12  | 9.0                            | 8.5  | 11                            | 10.5 |
| MTQH322512SR33MBT  | 0.33                        | 9.0              | 14  | 8.4                            | 8.1  | 10                            | 9.5  |
| MTQH322512SR47MBT  | 0.47                        | 14               | 19  | 7.5                            | 7.2  | 8.6                           | 8.2  |
| MTQH322512SR47MBTA | 0.47                        | 11               | 14  | 7.5                            | 7.2  | 8.6                           | 8.2  |
| MTQH322512SR68MBT  | 0.68                        | 18               | 23  | 7.3                            | 6.8  | 8.1                           | 7.7  |
| MTQH322512SR68MBTA | 0.68                        | 12               | 15  | 7.0                            | 6.5  | 8.0                           | 7.5  |
| MTQH322512S1R0MBT  | 1.0                         | 26               | 30  | 5.3                            | 4.8  | 6.6                           | 5.8  |
| MTQH322512S1R0MBTA | 1.0                         | 18               | 21  | 5.5                            | 5.0  | 7.7                           | 7.0  |
| MTQH322512S1R5MBT  | 1.5                         | 37               | 44  | 4.7                            | 4.3  | 5.1                           | 4.7  |
| MTQH322512S2R2MBT  | 2.2                         | 58               | 70  | 3.6                            | 3.0  | 4.6                           | 4.2  |
| MTQH322512S2R2MBTA | 2.2                         | 42               | 50  | 3.8                            | 3.5  | 5.0                           | 4.5  |
| MTQH322512S3R3MBT  | 3.3                         | 75               | 95  | 2.9                            | 2.5  | 3.7                           | 3.2  |
| MTQH322512S4R7MBT  | 4.7                         | 115              | 135 | 2.3                            | 2.0  | 2.9                           | 2.6  |
| MTQH322512S6R8MBT  | 6.8                         | 177              | 210 | 2.1                            | 1.9  | 2.8                           | 2.4  |
| MTQH322512S100MBT  | 10.0                        | 210              | 230 | 2.2                            | 1.8  | 2.3                           | 1.9  |

MTQH322520S(3.2\*2.5\*2.0mm)

| P/N               | L0( $\mu$ H)<br>@ (0A) 1MHz | Rdc(m $\Omega$ ) |      | Heat rating current<br>Irms(A) |     | Saturation current<br>Isat(A) |     |
|-------------------|-----------------------------|------------------|------|--------------------------------|-----|-------------------------------|-----|
|                   |                             | Typical          | Max  | Typical                        | Max | Typical                       | Max |
| MTQH322520SR33MBT | 0.33                        | 7.5              | 9    | 9.5                            | 9   | 15.5                          | 14  |
| MTQH322520SR47MBT | 0.47                        | 9                | 10.5 | 9.5                            | 8.5 | 15                            | 13  |
| MTQH322520SR68MBT | 0.68                        | 12.5             | 14.5 | 9.0                            | 8.0 | 13                            | 11  |
| MTQH322520S1R0MBT | 1.0                         | 15               | 17.5 | 8.2                            | 7.5 | 9.0                           | 8.3 |
| MTQH322520S2R2MBT | 2.2                         | 36               | 43   | 5.4                            | 4.8 | 6.5                           | 5.5 |
| MTQH322520S3R3MBT | 3.3                         | 55               | 60   | 4.5                            | 4.0 | 4.5                           | 3.5 |
| MTQH322520S4R7MBT | 4.7                         | 81               | 94   | 3.5                            | 3.0 | 4.0                           | 3.0 |

### Test remarks

Note 1.: All test data is referenced to 25 °C ambient.

Note 2.: Test Condition: 1MHz, 1.0Vrms.

Note 3.: Irms: DC current (A) that will cause an approximate  $\Delta T$  of 40 °C.

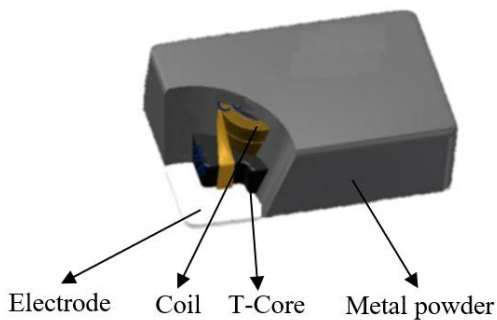
Note 4.: Isat: DC current (A) that will cause L0 to drop approximately 30%.

Note 5.: Operating Temperature Range -55°C to + 125°C.

Note 6.: The part temperature (ambient + temp rise) should not exceed 125 under °C the worst case operating conditions. Circuit design, component placement, PCB trace size and thickness, airflow and other cooling provision all affect the part temperature. Part temperature should be verified in the end application.

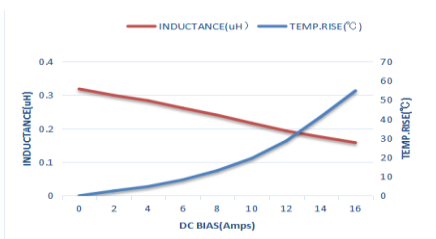
Note 7.: The rated current as listed is either the saturation current or the heating current depending on which value is lower.

## Structure

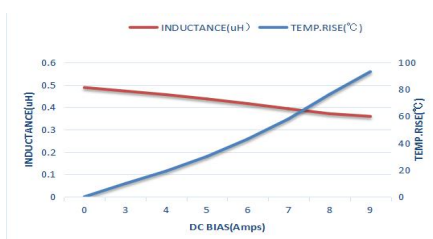


## Current Characteristic

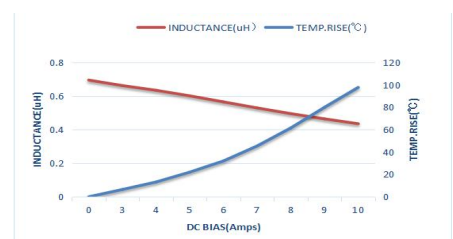
MTQH322510SR33MBT

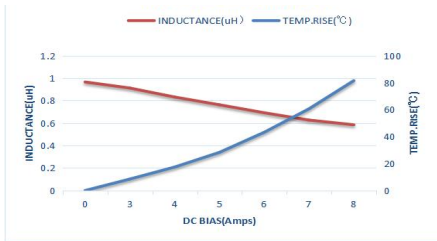
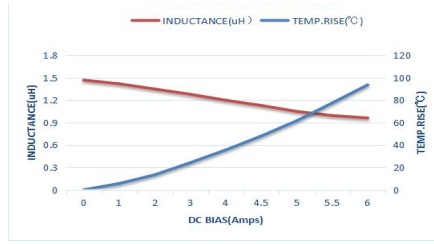
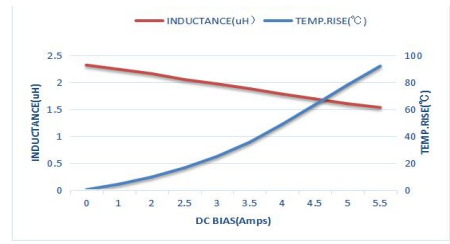
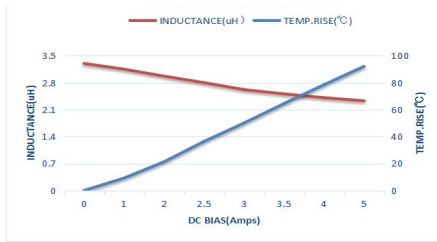
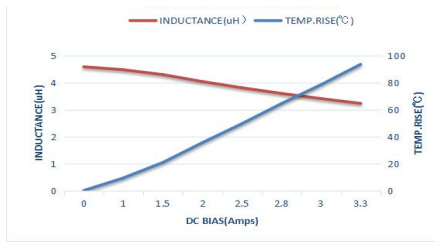
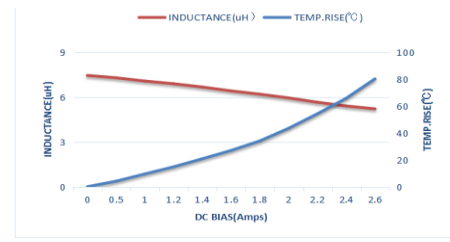
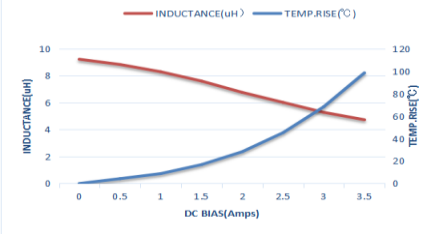
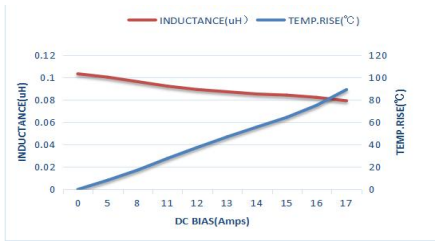
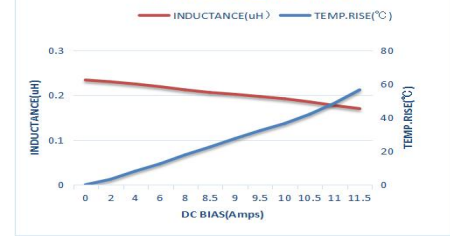
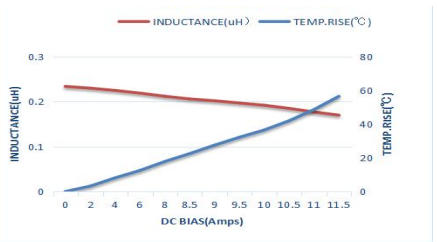
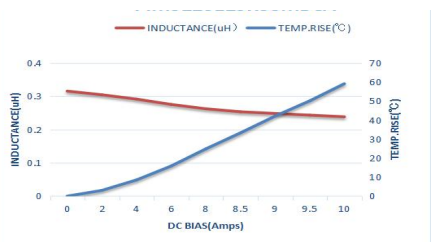
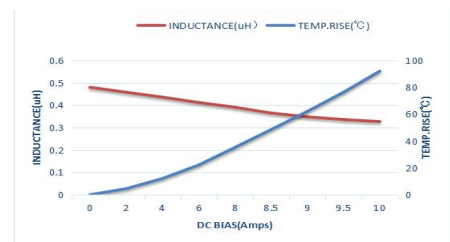
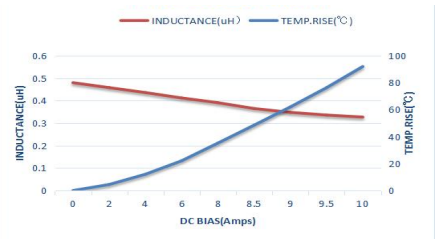
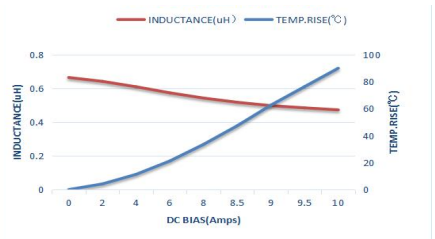
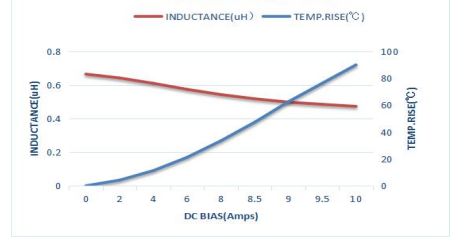


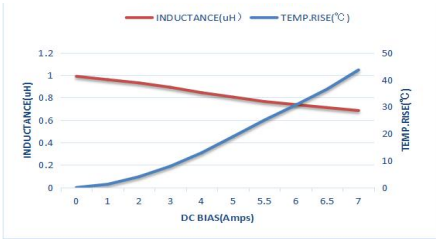
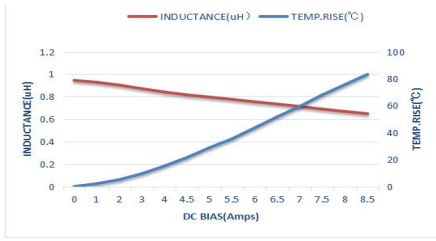
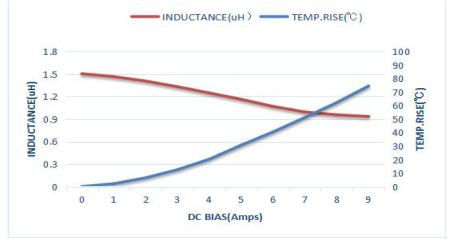
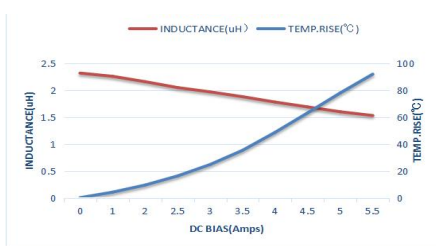
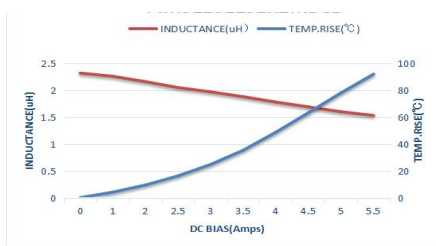
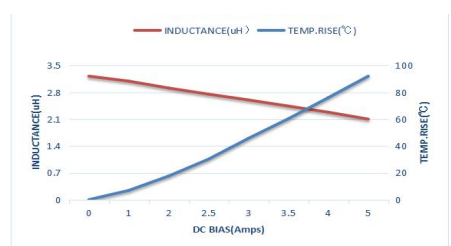
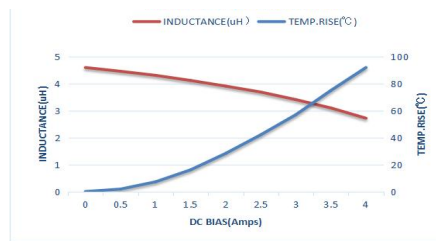
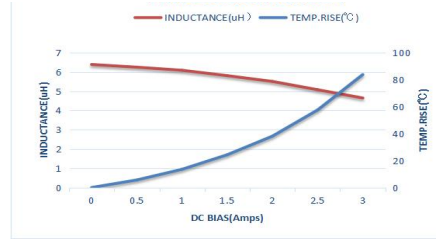
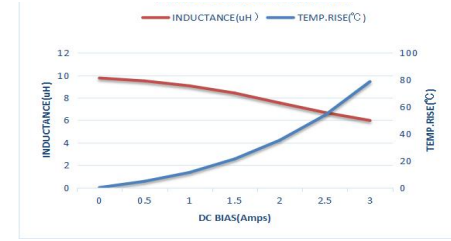
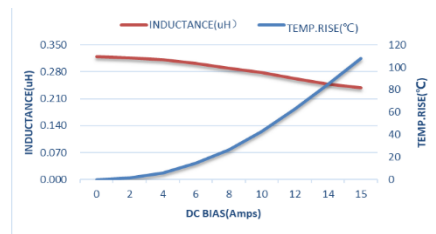
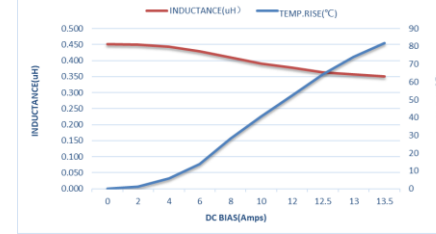
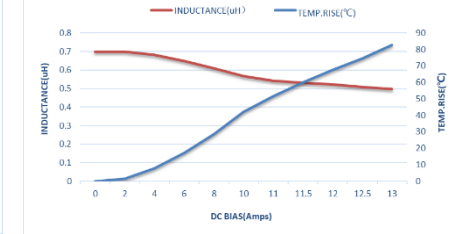
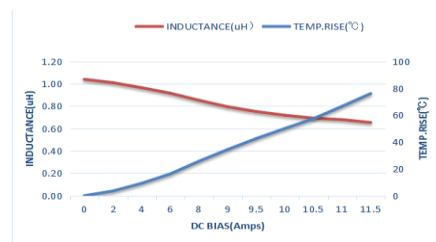
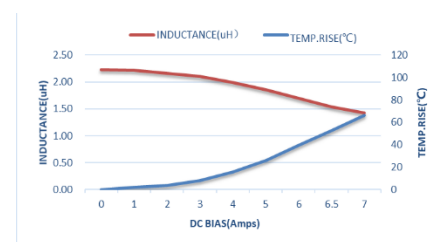
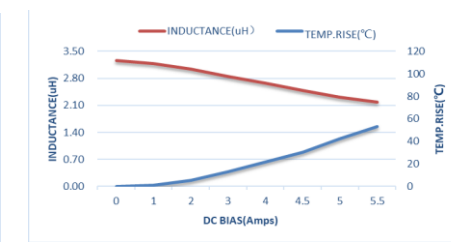
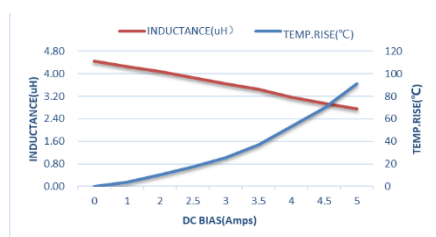
MTQH322510SR47MBT



MTQH322510SR68MBT



**MTQH322510S1R0MBT**

**MTQH322510S1R5MBT**

**MTQH322510S2R2MBT**

**MTQH322510S3R3MBT**

**MTQH322510S4R7MBT**

**MTQH322510S6R8MBT**

**MTQH322510S100MBT**

**MTQH322512SR10MBT**

**MTQH322512SR22MBT**

**MTQH322512SR24MBT**

**MTQH322512SR33MBT**

**MTQH322512SR47MBT**

**MTQH322512SR47MBTA**

**MTQH322512SR68MBT**

**MTQH322512SR68MBTA**


**MTQH322512S1R0MBT**

**MTQH322512S1R0MBTD**

**MTQH322512S1R5MBT**

**MTQH322512S2R2MBT**

**MTQH322512S2R2MBTA**

**MTQH322512S3R3MBT**

**MTQH322512S4R7MBT**

**MTQH322512S6R8MBT**

**MTQH322512S100MBT**

**MTQH322520SR33MBT**

**MTQH322520SR47MBT**

**MTQH322520SR68MBT**

**MTQH322520S1R0MBT**

**MTQH322520S2R2MBT**

**MTQH322520S3R3MBT**

**MTQH322520S4R7MBT**


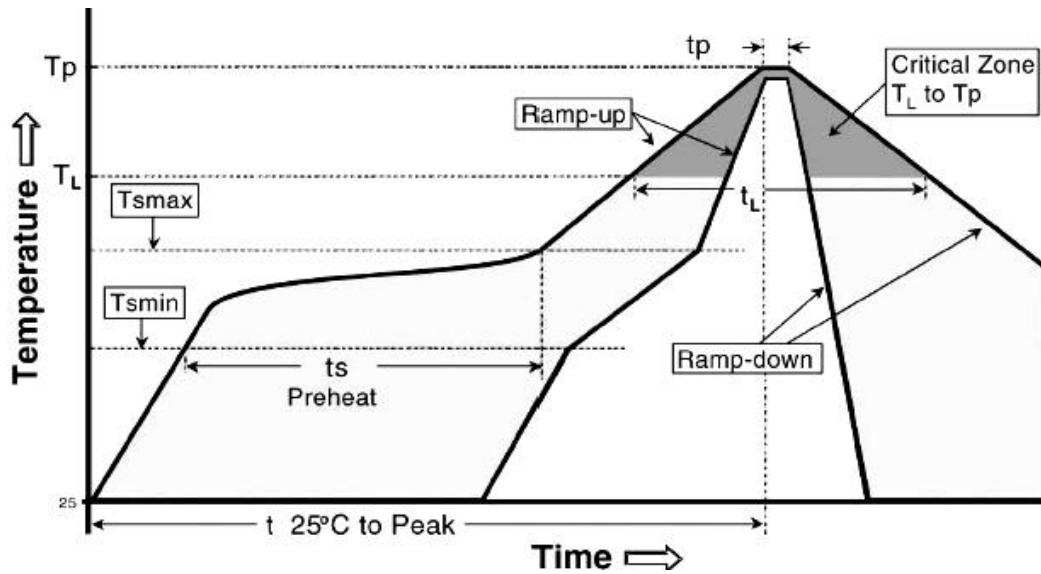
## Reliability

| Item                         | Requirements   | Test Methods and Remarks  |
|------------------------------|--|---|
| Insulation Resistance        | $\geq 100M\Omega$  | 100 VDC between inductor coil and The middle of the top surface of the body for 60 seconds.   |
| Solderability                | 90% or more of electrode area shall be coated by new solde.                          | Dip pads in flux .<br>Solder Composition: Sn/Ag3.0/Cu0.5(Pb-Free).<br>Solder Temperature: $245 \pm 5^\circ\text{C}$ .<br>Immersion Time: $(5 \pm 1)$ s.   |
| Resistance to Soldering Heat | No visible mechanical damage.<br>Inductance change: Within $\pm 10\%$ .              | Dip pads in flux.<br>Solder Composition: Sn/Ag3.0/Cu0.5(Pb-Free).<br>Solder Temperature: $260 \pm 5^\circ\text{C}$ .<br>Immersion Time: $10 \pm 1$ sec.   |
| Adhesion of teral electrode  | Strong bond between the pad and the core, without come off PCB.                      | Inductors shall be subjected to $(260 \pm 5)^\circ\text{C}$ for $(20 \pm 5)$ s Soldering in the base whit 0.3mm solder.<br>And then aplombelectrode way plus tax 10 N for $(10 \pm 1)$ seconds.   |
| High temperature             | No case deformation or change in appearance.<br>Inductance change: Within $\pm 10\%$ | Temperature: $125 \pm 2^\circ\text{C}$ .<br>Time : 1000 hours.<br>Measurement at $24 \pm 4$ hours after test conclusion.  |
| Low temperature              | No visible mechanical damage.<br>Inductance change: Within $\pm 10\%$                | Temperature: $-40 \pm 2^\circ\text{C}$ .<br>Time : 1000 hours.<br>Measurement at $24 \pm 4$ hours after test conclusion.  |
| Thermal shock                | No visible mechanical damage.<br>Inductance change: Within $\pm 10\%$                | The test sample shall be placed at $(-55 \pm 3)^\circ\text{C}$ and $(125 \pm 3)^\circ\text{C}$ for $(30 \pm 3)$ , different temperature conversion time is 2~3 utes.<br>The temperature cycle shall be repeated 32 cycles.<br>Placed at room temperature for 2 hours, within $48 \pm 4$ hours of testing. |
| Temperature characteristic   | Inductance change Pc-b,Pc-d:<br>Within $\pm 20\%$                                    | a: $+20^\circ\text{C}$ (30~45) →<br>b: $-40^\circ\text{C}$ (30~45) →<br>c: $+20^\circ\text{C}$ (30~45) →<br>d: $+125^\circ\text{C}$ (30~45) →<br>e: $+20^\circ\text{C}$ (30~45)<br>$P_{c-b} = \frac{L_b - L_c}{L_c} \times 100\%$ ; $P_{c-d} = \frac{L_d - L_c}{L_c} \times 100\%$                        |
| Static Humidity              | No visible mechanical damage.<br>Inductance change: Within $\pm 10\%$                | Inductors shall be subjected to $(95 \pm 3)\%RH$ .<br>at $(60 \pm 2)^\circ\text{C}$ for $(1000 \pm 4)$ h.<br>Placed at room temperature for 2 hours, within 48 hours of testing.  |
|                              | No visible mechanical damage.<br>Inductance change: Within $\pm 10\%$                | Inductors shall be store at $(85 \pm 2)^\circ\text{C}$ for $(1000 \pm 4)$ hours with Irms applied.<br>Placed at room temperature for 2 hours, within 48 hours of testing  |

## Soldering Condition

(This is for recommendation, please customer perform adjustment according to actual application)

Recommend Reflow Soldering Profile : (solder : Sn96.5 / Ag3 / Cu0.5)



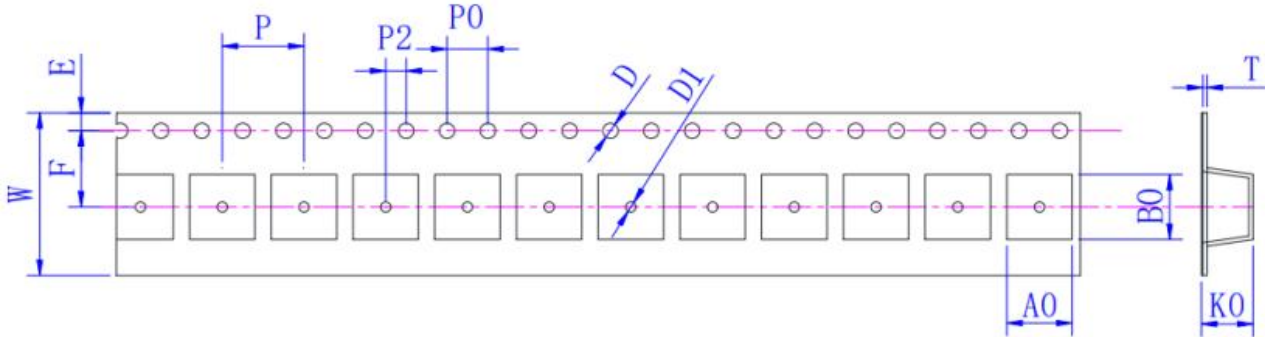
| Profile Feature   | Lead (Pb)-Free solder |
|---|-----------------------|
| Preheat:  |                       |
| Temperature Min (T <sub>smin</sub> )  | 150°C                 |
| Temperature Max (T <sub>smax</sub> )  | 200°C                 |
| Time (T <sub>smin</sub> to T <sub>smax</sub> ) (ts)   | 60 -120 seconds       |
| Average ramp-up rate:   |                       |
| (T <sub>smax</sub> to T <sub>p</sub> )  | 3°C / second max.     |
| Time maintained above :   |                       |
| Temperature (T <sub>L</sub> )   | 217°C                 |
| Time (t <sub>L</sub> )  | 60-150 seconds        |
| Peak Temperature (T <sub>p</sub> )  | 260°C                 |
| Time within $\begin{matrix} +0^{\circ}\text{C} \\ -5 \end{matrix}$ of actual peak Temperature (tp) <sup>2</sup> | 10 seconds            |
| Ramp-down Rate  | 6°C/second max.       |
| Time 25°C to Peak Temperature   | 8minutes max.         |

Allowed Re-flow times : 2 times

Remark : To avoid discoloration phenomena of chip on terminal electrodes, please use N<sub>2</sub> Re-flow furnace .

## Packing

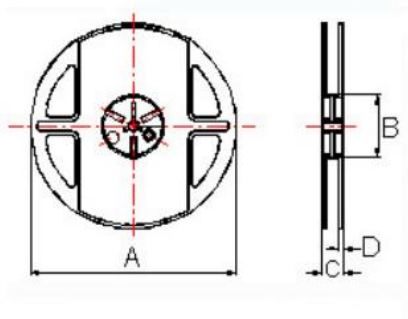
Dimension of plastic taping: (Unit: mm)



| Series | W<br>±0.30 | A0<br>±0.05 | B0<br>+0.1/-0 | D<br>+0.1/-0 | D1<br>Min | E<br>±0.10 | F<br>±0.10 | K0<br>±0.05 | P0<br>±0.10 | P2<br>±0.10 | P<br>±0.10 | T<br>±0.05 |
|--------|------------|-------------|---------------|--------------|-----------|------------|------------|-------------|-------------|-------------|------------|------------|
| 322510 | 8.00       | 2.90        | 3.50          | 1.50         | 1.0       | 1.75       | 3.50       | 1.20        | 4.00        | 2.00        | 4.00       | 0.23       |
| 322512 | 8.00       | 2.90        | 3.50          | 1.50         | 1.0       | 1.75       | 3.50       | 1.40        | 4.00        | 2.00        | 4.00       | 0.23       |
| 322520 | 8.00       | 2.90        | 3.50          | 1.50         | 1.0       | 1.75       | 3.50       | 2.20        | 4.00        | 2.00        | 4.00       | 0.28       |

Dimension of Reel : (Unit: mm)

| Type | A<br>±0.5 | B<br>±0.5 | C<br>±0.5 | D<br>±1 |
|------|-----------|-----------|-----------|---------|
| All  | 178       | 60        | 12        | 1.5     |



Packing Quantity: 3000pcs/Reel



## X-ON Electronics

Largest Supplier of Electrical and Electronic Components

*Click to view similar products for [Fixed Inductors](#) category:*

*Click to view products by [MetalLions](#) manufacturer:*

Other Similar products are found below :

[CR32NP-100KC](#) [70F224AI](#) [MHQ1005P10NJ](#) [MHQ1005P1N0S](#) [MHQ1005P2N4S](#) [MHQ1005P3N6S](#) [MHQ1005P5N1S](#) [MHQ1005P8N2J](#)  
[PE-53601NL](#) [PE-53602NL](#) [PG0936.113NLT](#) [9220-20](#) [9310-16](#) [PM06-2N7](#) [PM06-39NJ](#) [A01TK](#) [1206CS-471XJ](#) [HC2-R47-R](#) [HC8-1R2-R](#)  
[HCF1305-3R3-R](#) [1206CS-151XG](#) [RCH664NP-4R7M](#) [RCP1317NP-391L](#) [DH2280-4R7M](#) [DS1608C-106](#) [B10TJ](#) [B82498B3101J000](#) [ELJ-](#)  
[RE27NJF2](#) [1812CS-153XJ](#) [1812CS-183XJ](#) [1812CS-223XJ](#) [1812LS-104XJ](#) [1812LS-105XJ](#) [1812LS-124XJ](#) [1812LS-154XJ](#) [1812LS-223XJ](#)  
[1812LS-224XJ](#) [1812LS-563XJ](#) [1812LS-683XJ](#) [1812LS-824XJ](#) [NIN-FB101JTR110F](#) [NIN-FB471JTR62F](#) [NIN-FC1R5JTR220F](#) [NIN-](#)  
[HCR15JTRF](#) [NIN-HCR33JTRF](#) [NIN-HDR22JTRF](#) [NIN-HDR82JTRF](#) [NIN-HK2N7STRF](#) [NIN-PA150KTR370F](#) [NIN-PB100KTR550F](#)