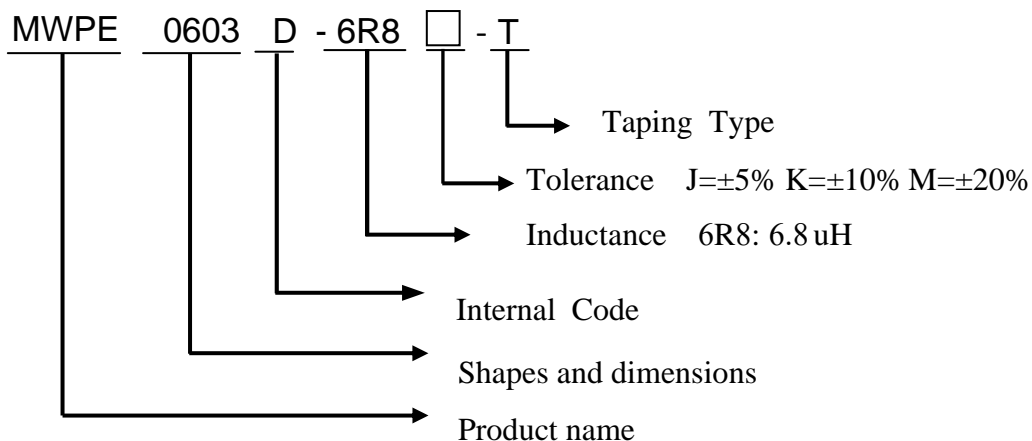


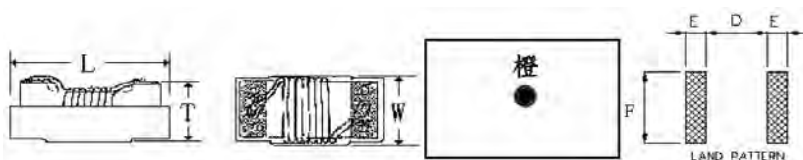
### 1. Scope

This specification applies wire wound power inductors MWPE0603D-6R8K-T to be delivered to user.

### 2. Product Identification

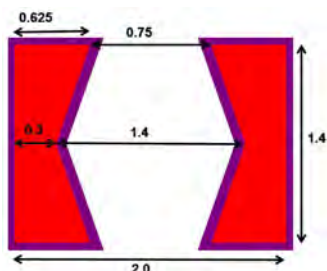


### 3. Shapes and Dimensions



CODE	L	W	T	E	F	D	
DIMENSION	1.80MAX	1.12MAX	0.95MAX	0.64Typ.	1.02Typ.	0.64Typ.	

#### paste mask layer recommendation:



#### 4. Test Instruments

ITEM	SPEC. RANGE	TEST CONDITION	TEST INSTRUMENTS
L (μH)	6.80±10%	1MHz	HP4286A
Q(品质系数)	8 MIN	1MHz	
DCR (Ω)	2.13 MAX		502BC
Irms (mA)	200 MAX		VR116+VR7210
SRF (MHz)	50 MIN		E5071C ENA

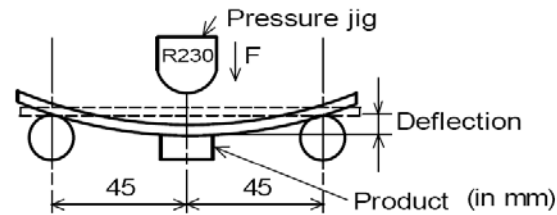
- a. Storage temp.: -40°C ~ +85°C ,R.H.: 30% ~ 70%,Operating temp.: -40°C ~ +85°C
- b. Moisture sensitivity level (MSL) 2 (1 year floor life at < 30°C /85% relative humidity).
- c. Failures in time(FIT)/Mean Time Between Failures(MTBF) 38 per billion hours/26,315,789 hours,calculated per Telcordia SR-332.

#### 5. Test Data For Sample

TEST ITEM	L	Q(品质系数)	DCR	L	W	T	
	(μH)	(min)	(Ω)	(mm)	(mm)	(mm)	
CON.	1MHz	1MHz	At 25°C	1.80MAX	1.25MAX	1.20MAX	
SPEC.	6.80±10%	8 MIN	2.13 MAX				
1	6.80	13.0	1.50	1.70	1.17	1.12	
2	6.77	11.0	1.52	1.72	1.16	1.11	
3	6.80	13.0	1.50	1.69	1.17	1.13	
4	6.82	11.0	1.50	1.71	1.15	1.11	
5	6.79	11.0	1.50	1.70	1.16	1.13	
6	6.83	12.0	1.52	1.69	1.15	1.11	
7	6.79	11.0	1.50	1.72	1.17	1.12	
8	6.79	12.0	1.51	1.70	1.16	1.13	
9	6.78	13.0	1.52	1.69	1.17	1.12	
10	6.81	11.0	1.51	1.72	1.16	1.11	
X	6.80	11.80	1.51	1.70	1.16	1.12	
R	0.06	2.00	0.02	0.03	0.02	0.02	

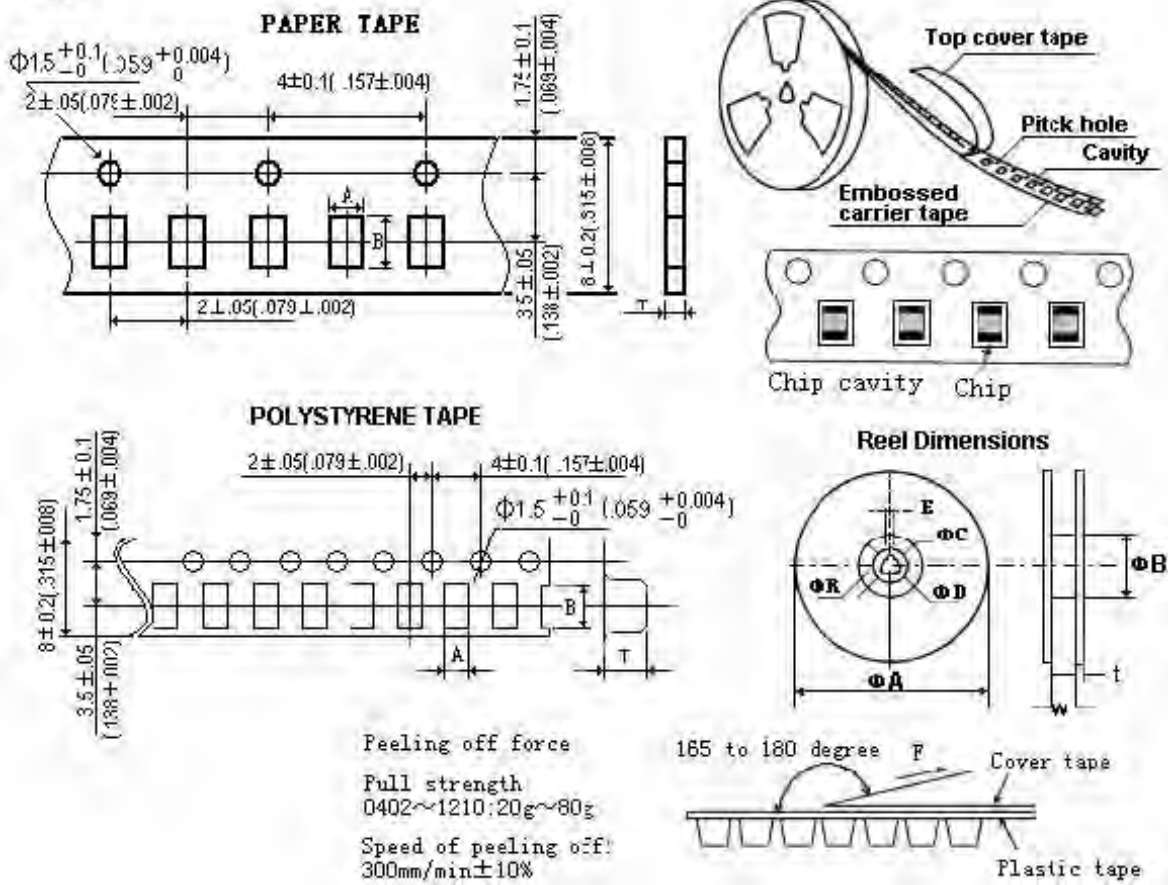
## 7. Reliability Test

TEST ITEM	SPECIFICATION	TEST CONDITION
Rating current	According to product specifications	Current sources:33010D
Inductance	According to product specifications	Test Frequency:0.252~250MHz Test Equipment:HP4291A HP4286A HP4287A HP4284A Test Fixture:16193Aor16334A
Q	According to product specifications	Test Frequency:0.252~1500MHz Test Equipment:HP4291A HP4286A HP4287A , Test Fixture:16193A or 16334A
RDC	According to product specifications	Test Equipment:HP4263B
SRF	According to product specifications	Test Equipment:HP4291A Test Fixture:16193A
Solderability	The metalized area must have more then 90%of solder coverage	Soldering Temp:230±5℃ Dipping time:5±1S
Resistance to soldering heat	No evidence of mechanical damage, The mealized arer must have more then 75% of solder coverage . Inductance change less than ±5% Q change less than ±10% .	Soldering Temp:260±5℃ Dipping time:10±1S
Thermal Shock	No evidence of mechanical damage,Inductance change less than±5%, Q change less than±10%	A cycle contain: Step 1: -40℃ ,30Min Step 2: 85℃ , 30Min Cycle Times:10

TEST ITEM	SPECIFICATION	TEST CONDITION
High Temperature Storage	No evidence of mechanical damage, Inductance change less than $\pm 5\%$ , Q change less than $\pm 10\%$	Test Temperature: $125\pm 2^{\circ}\text{C}$ (Ceramic core) $85\pm 2^{\circ}\text{C}$ (Ferrite core) Test Time: $96\pm 2$ Hours
Low Temperature Storage	No evidence of mechanical damage, Inductance change less than $\pm 5\%$ , Q change less than $\pm 10\%$	Test Temperature: $-40\pm 2^{\circ}\text{C}$ Test Time: $96\pm 2$ Hours
Moisture Resistance	No evidence of mechanical damage, Inductance change less than $\pm 5\%$ , Q change less than $\pm 10\%$	Test Temperature: $50\pm 2^{\circ}\text{C}$ Test Time:100Hours relative humidity:90~95%
Vibration	No evidence of mechanical damage, Inductance change less than $\pm 5\%$ , Q change less than $\pm 10\%$	Amplitude:1.5mm X Y、Z each direction for 1Hour and 45min Frequency range:10~55~10Hz(min)
Component Adhesion	No evidence of mechanical damage , No evidence of peel off or broken , keep continuity of Winding	Force:2Kg Test Time: $5\pm 1$ sec
Resistance to bend	No evidence of mechanical damage	Camber:20mm Test Board:Glass-Epoxy board Thickness:8mm 
Life	No evidence of mechanical damage, Inductance change less than $\pm 5\%$ , Q change less than $\pm 10\%$	Test Temperature: $85\pm 2^{\circ}\text{C}$ Test Time:1000Hours with rating current

## 8. Packaging

### Tape



	A	B	T
膠帶 0603	1.15	1.83	0.95

unit	$\Phi A$	$\Phi B$	$\Phi C$	$\Phi D$	E	W	t	R
mm	178	60	13	21	2	8.4	2	1

包装数量 (PACKAGING QUANTITY)

规格	0603
數量	4000

## X-ON Electronics

Largest Supplier of Electrical and Electronic Components

*Click to view similar products for [Fixed Inductors](#) category:*

*Click to view products by [Me-TECH](#) manufacturer:*

Other Similar products are found below :

[CR43NP-680KC](#) [CR54NP-470LC](#) [CR54NP-820KC](#) [CR54NP-8R5MC](#) [70F224AI](#) [MGDQ4-00004-P](#) [MHL1ECTTP18NJ](#) [MHQ1005P10NJ](#)  
[MHQ1005P1N0S](#) [MHQ1005P2N4S](#) [MHQ1005P3N6S](#) [MHQ1005P5N1S](#) [MHQ1005P8N2J](#) [PE-51506NL](#) [PE-53601NL](#) [PE-53602NL](#) [PE-](#)  
[53630NL](#) [PE-53824SNLT](#) [PE-92100NL](#) [PG0434.801NLT](#) [PG0936.113NLT](#) [9220-20](#) [9310-16](#) [PM06-2N7](#) [PM06-39NJ](#) [A01TK](#) [1206CS-](#)  
[471XJ](#) [HC2LP-R47-R](#) [HC2-R47-R](#) [HC3-2R2-R](#) [HC3-R50-R](#) [HC8-1R2-R](#) [HCF1305-3R3-R](#) [1206CS-151XG](#) [RCH664NP-140L](#) [RCH664NP-](#)  
[4R7M](#) [RCH8011NP-221L](#) [RCP1317NP-332L](#) [RCP1317NP-391L](#) [RCR1010NP-470M](#) [RCR110DNP-331L](#) [DH2280-4R7M](#) [DS1608C-106](#)  
[ASPI-4020HI-R10M-T](#) [B10TJ](#) [B82498B3680J000](#) [ELJ-RE27NJF2](#) [1812CS-153XJ](#) [1812CS-183XJ](#) [1812CS-223XJ](#)