

## SPECIFICATION FOR APPROVAL

**CUSTOMER**

\_\_\_\_\_

**CUSTOMER P/N**

\_\_\_\_\_

**DESCRIPTION/SPEC**

MWPY2512K Series

**EDITION**

\_\_\_\_\_

**SPEC.NO.:**

\_\_\_\_\_

**DATE:**

2020-3-12

\_\_\_\_\_

**MADE BY:**

CUSTOMER APPROVE

**CHECKED BY:**

**APPROVED BY:**

Please fax back after confirm of signature.

Note: Beyond the above specification also could satisfy the special requirement

**Wire Wound SMD Power Inductors—MWPY2512 Series**

Operating temperature range: -40°C~+125°C(Including self-heating)

**1.PART NUMBERING SYSTEM**

<u>MWPY</u>	<u>2512K</u>	—	<u>XXX</u>	—	<u>X</u>	—	<u>T</u>
1	2		3		4		5

1.Series name

2.Product dimensions

3.Inductance Value

4.Inductance Tolerance (K:10% ; M:20% ; N:30%)

5.Packaging style (T: Taping; B: bulk)

**2.FEATURES:**

Magnetic-resin shielded construction reduces buzz noise to ultra-low levels

Metallization on ferrite core results in excellent shock resistance and damage-free durability Closed magnetic circuit design reduces leakage flux and Electro Magnetic Interference (EMI) 30% higher current rating than conventional inductors of equal size

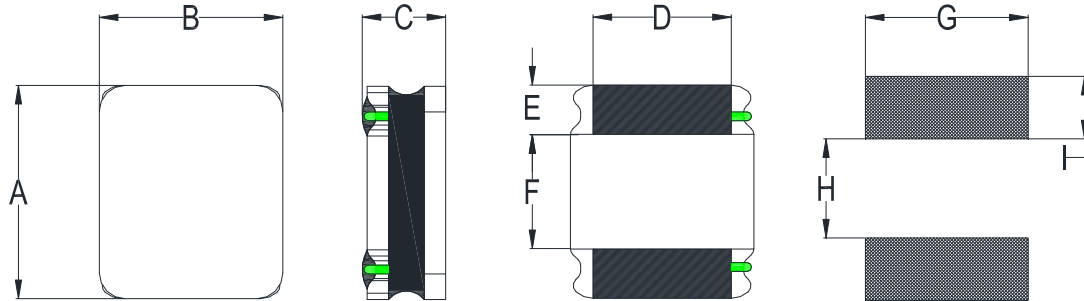
Takes up less PCB real estate and save more power

**3.APPLICATIONS**

LED Lighting Next-generation mobile devices with multifunction such as mobile TV and digital movie cameras Flat-screen TVs, blue-ray disc recorders, set top box Notebooks, desktop computers, servers, graphic cards cards Portable gaming devices, personal navigation systems, personal multimedia devices Automotive systems Telecomm base stations

Note: Beyond the above specification also could satisfy the special requirement

#### 4. Appearance shape (unit : mm)



#### 5. Appearance size(unit : mm) Tolerance:

A	B	C	D	E	F	G	H	I
2.5±0.2	2.0±0.2	1.25Max	1.5±0.2	0.8±0.2	0.8±0.2	2.0Ref	0.8 Ref	0.85 Ref

#### 6. Test instruments

L: TH2826A LCR METER (or equivalent)

Isat: CH2815 LCR METER+VR7220 DC SUPPLIER (or equivalent)

DCR: HK502BC MILLIOHMMETER (or equivalent)

Note: Beyond the above specification also could satisfy the special requirement

## 7. CHARACTERISTICS

Part Number	Inductance	DC Resistance		Saturation Current		Heat Rating Current	
	1MHz/1V	Max.	Typ.	Max.	Typ.	Max.	Typ.
Units	uH	$\Omega$	$\Omega$	A	A	A	A
Symbol	L	DCR		Isat		Irms	
MWPY2512K-R24M-T	0.24 ± 20%	0.023	0.019	4.10	4.80	4.10	4.50
MWPY2512K-R33M-T	0.33 ± 20%	0.031	0.026	4.00	4.70	3.35	3.70
MWPY2512K-R47M-T	0.47 ± 20%	0.036	0.031	3.80	4.50	3.00	3.30
MWPY2512K-R68M-T	0.68 ± 20%	0.047	0.038	3.00	3.30	2.30	2.50
MWPY2512K-1R0M-T	1.0 ± 20%	0.060	0.050	2.25	2.50	2.30	2.60
MWPY2512K-1R2M-T	1.2 ± 20%	0.078	0.065	2.20	2.50	2.00	2.20
MWPY2512K-1R5M-T	1.5 ± 20%	0.090	0.075	2.00	2.35	1.80	2.00
MWPY2512K-1R8M-T	1.8 ± 20%	0.108	0.093	1.95	2.20	1.75	1.90
MWPY2512K-2R2M-T	2.2 ± 20%	0.108	0.093	1.75	1.90	1.75	1.90
MWPY2512K-2R7M-T	2.7 ± 20%	0.156	0.130	1.30	1.60	1.40	1.50
MWPY2512K-3R3M-T	3.3 ± 20%	0.156	0.130	1.20	1.35	1.40	1.50
MWPY2512K-4R7M-T	4.7 ± 20%	0.228	0.190	1.10	1.20	1.10	1.20
MWPY2512K-5R6M-T	5.6 ± 20%	0.330	0.255	1.00	1.10	1.00	1.15
MWPY2512K-6R8M-T	6.8 ± 20%	0.360	0.300	0.90	1.10	0.95	1.05
MWPY2512K-100M-T	10 ± 20%	0.522	0.435	0.70	0.85	0.78	0.86
MWPY2512K-150M-T	15 ± 20%	1.000	0.700	0.60	0.70	0.50	0.60
MWPY2512K-220M-T	22 ± 20%	1.290	1.000	0.45	0.55	0.48	0.55

※1: All test data is referenced to 20° C ambient;

※2: Rated current: Isat or Irms, whichever is smaller;

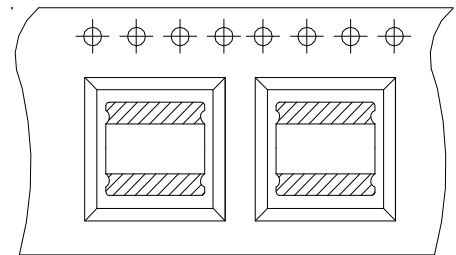
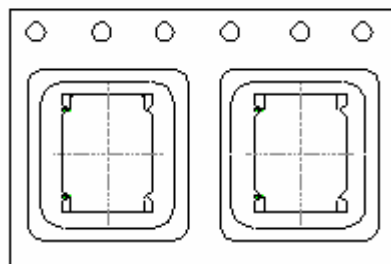
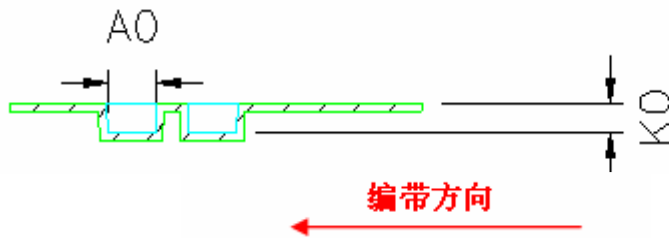
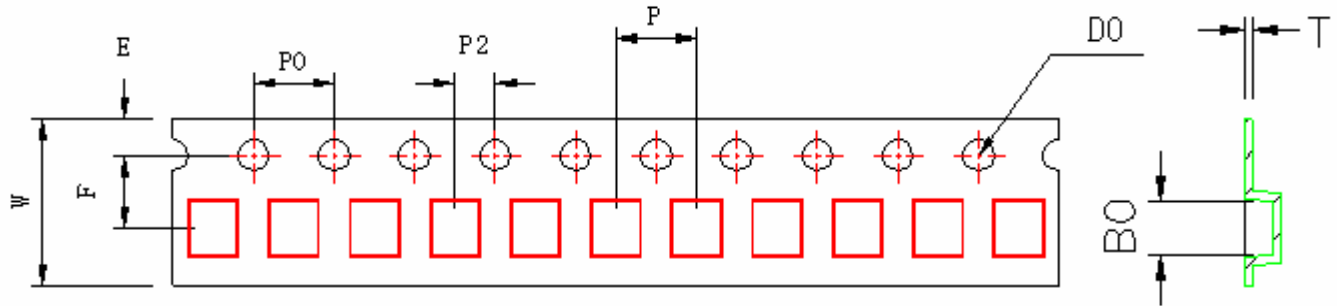
※\*3: Isat: DC current at which the inductance drops approximate 30% Typ from its value without current;

※\*4: Irms: DC current that causes the temperature rise ( $\Delta T = 40^\circ \text{C}$ ) from 20° C ambient.

Note: Beyond the above specification also could satisfy the special requirement

**8.DIMENSIONS FOR CARRIER TAPES:**

ITEM	W	A0	B0	K0	K1	P	F	E	D0	D1	P0	P2	T
DIM	8.00	2.35	2.65	1.4	0.00	4.00	3.50	1.75	1.50	0.00	4.00	2.00	0.25
	+0.3	+0.10	+0.10	+0.10	+0.0	+0.1	+0.05	+0.1	+0.1	+0.0	+0.1	+0.05	+0.05
	-0.3	-0.10	-0.10	-0.10	-0.0	-0.1	-0.05	-0.1	-0.1	-0.0	-0.1	-0.05	-0.05


**9.PACKING(mm)**

载带宽度 (W)	间距 (P)	卷(PCS) 7inch
8mm	4mm	2000

( ) ( )

备注:

- 1.内箱规格: 190\*190\*67mm (REF.) .
- 2.外箱规格: 365\*365\*150mm (REF.) .

Note: Beyond the above specification also could satisfy the special requirement

## X-ON Electronics

Largest Supplier of Electrical and Electronic Components

*Click to view similar products for [Fixed Inductors](#) category:*

*Click to view products by [Me-TECH](#) manufacturer:*

Other Similar products are found below :

[CR32NP-151KC](#) [CR32NP-180KC](#) [CR32NP-181KC](#) [CR32NP-1R5MC](#) [CR32NP-390KC](#) [CR32NP-3R9MC](#) [CR32NP-680KC](#) [CR32NP-820KC](#) [CR32NP-8R2MC](#) [CR43NP-390KC](#) [CR43NP-560KC](#) [CR43NP-680KC](#) [CR54NP-181KC](#) [CR54NP-470LC](#) [CR54NP-820KC](#) [CR54NP-8R5MC](#) [70F224AI](#) [MGDQ4-00004-P](#) [MHL1ECTTP18NJ](#) [MHQ1005P10NJ](#) [MHQ1005P1N0S](#) [MHQ1005P2N4S](#) [MHQ1005P3N6S](#) [MHQ1005P5N1S](#) [MHQ1005P8N2J](#) [PE-51506NL](#) [PE-53601NL](#) [PE-53602NL](#) [PE-53630NL](#) [PE-53824SNLT](#) [PE-92100NL](#) [PG0434.801NLT](#) [PG0936.113NLT](#) [9220-20](#) [9310-16](#) [PM06-2N7](#) [PM06-39NJ](#) [A01TK](#) [1206CS-471XJ](#) [HC2LP-R47-R](#) [HC2-R47-R](#) [HC3-2R2-R](#) [HCF1305-3R3-R](#) [1206CS-151XG](#) [RCH664NP-140L](#) [RCH664NP-4R7M](#) [RCH8011NP-221L](#) [RCP1317NP-332L](#) [RCP1317NP-391L](#) [RCR1010NP-470M](#)