

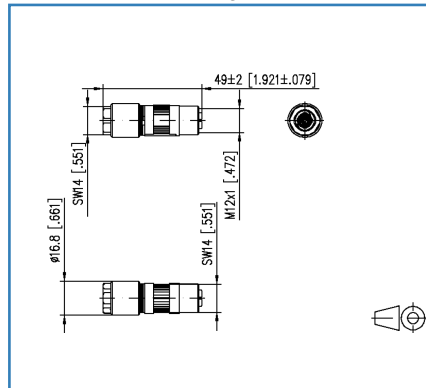
Data sheet

M12 Jack X-coded IP67, field assembly

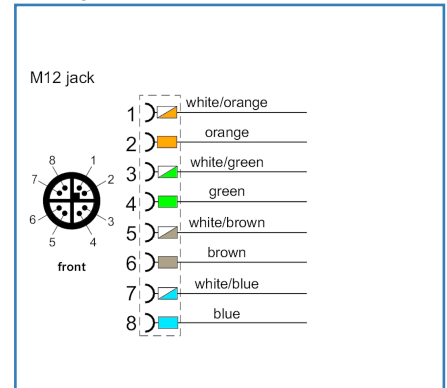
Illustrations



Dimensional drawing



Wiring



See enlarged drawings at the end of document

Product specification

- 8-pole M12 jack for field assembly Cat.6_A per IEC/PAS 61076-2-109
- suitable for 10 GBit as per IEEE 802.3an
- AWG 26/1-22/1, AWG 26/7-22/7 can be connected
- solid copper wire diameter 0.4 to 0.64 mm
- stranded copper wire diameter 0.48 to 0.76 mm
- wire diameter with isolation up to 1.6 mm
- overall cable diameter from 5.0 to 9.7 mm
- jack consists of only two parts
- easy assembly without special tools
- industry-compatible zinc die-cast housing
- suitable for applications in the railway industry

Technical Data

General Data

Design	Jack
Shielding	shielded
Transmission technology	Copper
Dimensions	
Dimension (L x W x H)	49.00 x 16.80 x 16.80 mm
Dimension (L x W x H)	1.929 x 0.661 x 0.661 in.
Field assembly ability	yes
Labeling option	on housing

Transmission characteristics

Category (ISO)	6 _A
Category (TIA)	6A
Transmission rate up to 10 GBit	IEEE 802.3an

Connections/interfaces

Connector technology interface 1	IDC-connection
Connector technology interface 2	M12-jack
Number of ports interface 2	1
Number of ports interface 2 equipped	1
Number of positions/contacts interface 1	8
Number of positions/contacts interface 2	8
Termination data, solid wire (min. - max.)	
Conductor cross section, solid wire	AWG 26/1 - 22/1
Conductor cross section, solid wire	0.128 - 0.324 mm ²
Conductor diameter, solid wire (bare copper)	0.409 - 0.643 mm
Conductor diameter, solid wire (bare copper)	0.016 - 0.025 in.
Termination data, stranded wire (min. - max.)	
Conductor cross section, stranded wire	AWG 26/7 - 22/7
Conductor cross section, stranded wire	0.141 - 0.355 mm ²
Conductor diameter, stranded wire (bare copper)	0.483 - 0.762 mm
Conductor diameter, stranded wire (bare copper)	0.019 - 0.030 in.



Technical Data

Connections/interfaces

Core diameter (min. - max.)

Core diameter (conductor with insulation) 0.85 - 1.60 mm

Core diameter (conductor with insulation) 0.033 - 0.063 in.

Cable sheath diameter (min. - max.)

Cable sheath diameter 5.00 - 9.70 mm

Cable sheath diameter 0.197 - 0.382 in.

Cable access/outlet

straight M12

Electrical characteristics

Current carrying capacity 0.5 A

Rated voltage 50 V AC / 60 V DC

Through resistance max. 5 mOhm

Insulation resistance min. 100 MOhm

Mechanical characteristics

Mounting method screwable

Insertion and withdrawal force max.30 N

Life - Number of mating cycles min. 100

Materials and material properties

Material - Housing GD-Zn (zinc die-cast)

Material - Contact CuZn (brass)

Material - Contact finish Ni + Au (nickel-gold)

Material - Shield CuSn (tin bronze)

Material - Shield finish Sn (tin)

Material - Stuffer cap PA UL94-V0

Material - Finish Ni (nickel)

Environmental conditions

Temperature (min. - max.)

Temperature - Storage °C -40 - 85 °C

Temperature - Storage °F -40 - 185 °F

Temperature - Operating °C -40 - 85 °C

Temperature - Operating °F -40 - 185 °F

Particulate ingress interface 2 IP6X when plugged in



Technical Data

Environmental conditions

Liquid ingress/immersion interface 2	IPX5 when plugged in, IPX7 when plugged in
Overvoltage category	III
Pollution degree	2
Electromagnetic measurement	E ₂
Shock	490 m/s ²

Approvals

RoHS	compliant
UL listed (file no.)	DUXR.E178484

The product meets the following standards

Connectors for electronic equipment	
circular connector	DIN EN 61076-2-109:2010-08
Railway applications	
Electronic equipment used on rolling stock	DIN EN 50155
Fire protection on railway vehicles	DIN EN 45545-2

Classifications

ETIM 5.0	EC001121
ETIM 6.0	EC001121

Packing details

Type of packaging	1 pc(s) / plastic bag
Packaging unit - Weight (gram)	30.00 g
Packaging unit - Weight (pound)	0.07 lb



Data sheet

M12 Jack X-coded IP67, field assembly

Page 5/6

P/N

MMF881A315

EAN 4250184171089

2017-26-10

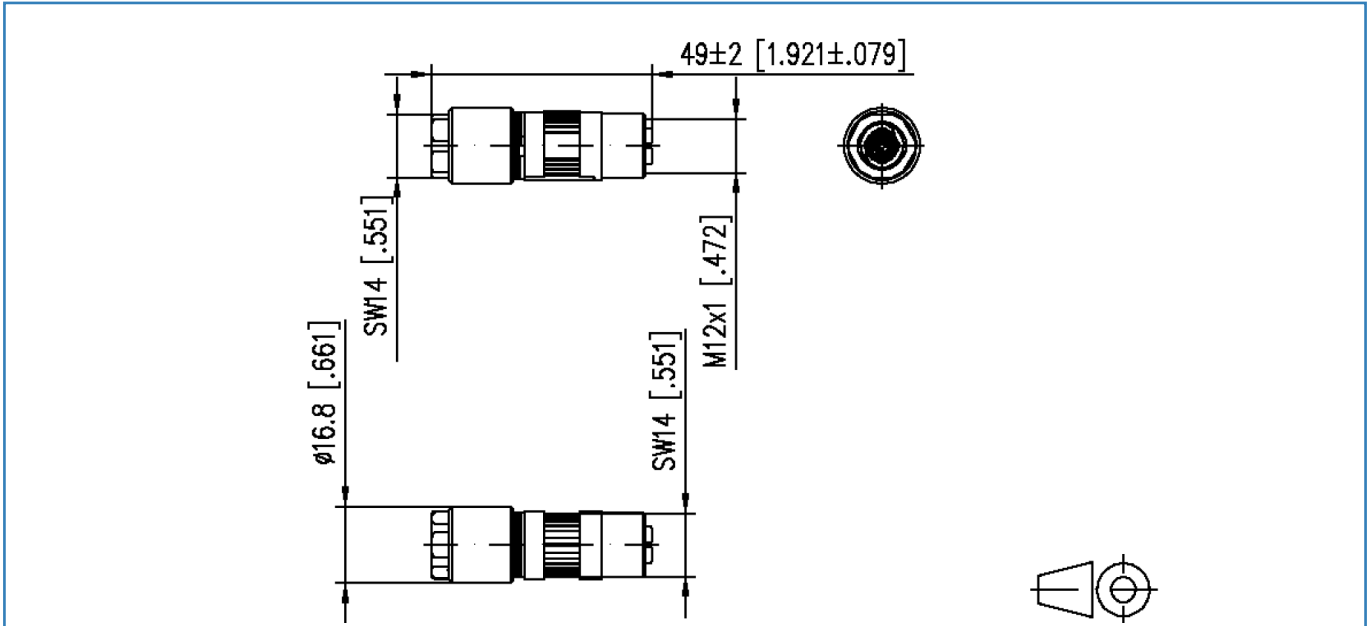
Accessories

P/N	Designation
130670-E	KAPRi plus cable and installation tester
130674-E	KAPRi plus extension set M12 X-coded

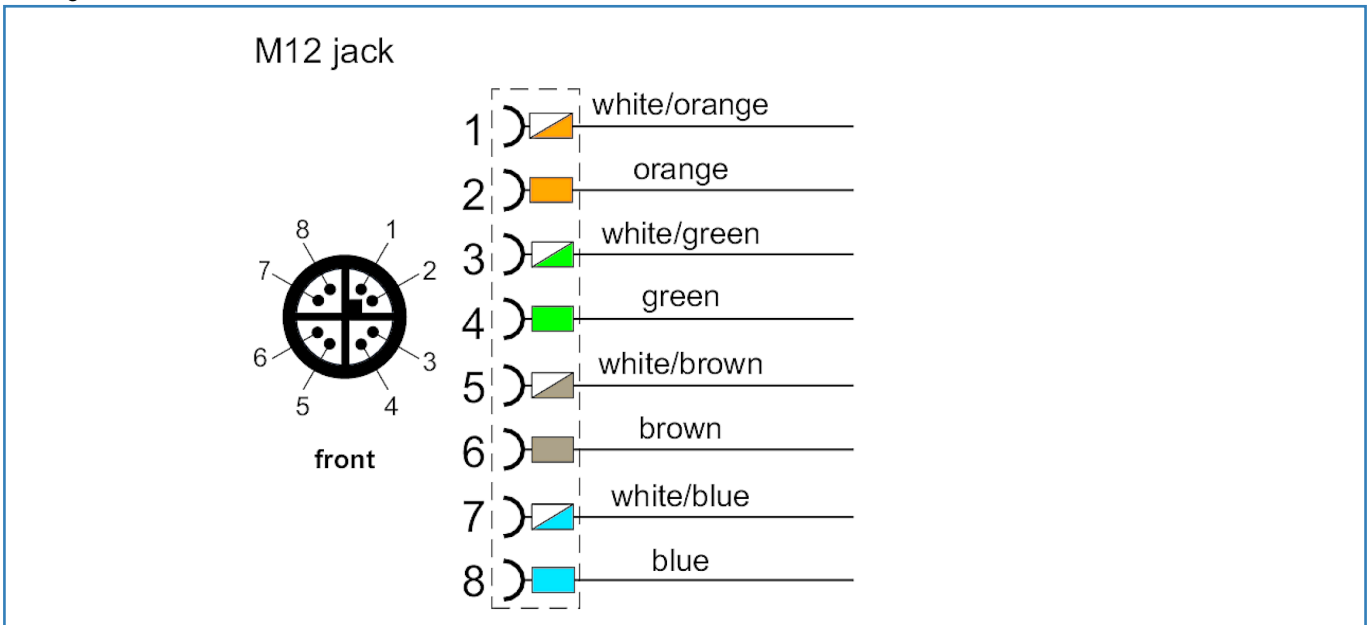


Illustrations

Dimensional drawing



Wiring



X-ON Electronics

Largest Supplier of Electrical and Electronic Components

Click to view similar products for metz manufacturer:

Other Similar products are found below :

[ASP0631006](#) [142M1D11100](#) [142M2X19020](#) [142M2X25005](#) [AST0820406](#) [1108861321](#) [1108311319](#) [1108501319](#) [11089313](#)
[142M2X1C050](#) [841ER-1.17L](#) [ASP0450401](#) [130920-E](#) [130924-E](#) [1108841319](#) [110304412004](#) [1108831326](#) [15024AD206-E](#) [150240C30310S](#)
[135015-SSC-E](#) [1528SBGT19E](#) [142M2X15010](#) [31189102](#) [11085813](#) [810-500](#) [31336104](#) [ASP0430922](#) [AST0450504](#) [AST1350604](#)
[SP06502VBNF](#) [31072103](#) [142M1D19020](#) [31251104](#) [31359104](#) [834B-375ML](#) [832WC-3L](#) [31009105](#) [31020205](#) [31024102](#) [31027103](#)
[ASP0251204](#) [130922-03-E](#) [150240C30610E](#) [11027605](#) [1108341319](#) [142M2X15030](#) [142M2X12100](#) [1401110012KE](#) [142M2X11010](#)
[31059105](#)