



BRIGHTTEK
BRIGHTTEK (EUROPE) LIMITED

Brighten up The World With LED!



ISO/TS 16949:2009



BS EN ISO 14001:2004



QC 080000 IECQ HSPM

PRODUCT DATASHEET




- ▶ PTH/THT Lamp
- ▶ 3mm Round 5.3t
- ▶ True Green (525nm)

N0G33L43 (Bulk)
N0G33L43T (Tape)



Release Date: 27 December 2023 Version: A1.1



3 m m R o u n d L a m p

3mm Round Lamp

RoHS
Compliant



FEATURES:

- **Package:** PTH/THT LED Lamp 3mm Round 5.3t
- **Forward Current:** 20mA
- **Forward Voltage (typ.):** 3.0V
- **Luminous Intensity (typ.):** 20000mcd@20mA
- **Colour:** True Green
- **Dominant Wavelength (typ.):** 525nm
- **Viewing Angle:** 30°
- **Materials:**
 - Die: InGaN
 - Resin: Epoxy (Water Clear)
- **Operating Temperature:** -40~+85°C
- **Storage Temperature:** -40~+100°C
- **Grouping Parameters:**
 - Forward voltage
 - Luminous intensity
 - Dominant wavelength
- **Soldering Methods:** Hand; Soldering Heat (DIP)
- **Packing:** 500pcs/bulk; 2000pcs/tape (Ammo Pack)

APPLICATIONS:

- Indicator
- Signal
- 3C Application

CHARACTERISTICS:

Absolute Maximum Characteristics (Ta=25°C)

| Parameter | Symbol | Ratings | Unit |
|-------------------------------------|------------------|----------|------|
| Forward Current | I _F | 30 | mA |
| Peak Forward Current Duty 1/10@1KHz | I _{FP} | 100 | mA |
| Reverse Current @5V | I _R | 10 | μA |
| Reverse Voltage | V _R | 5 | V |
| Power Dissipation | PD | 85 | mW |
| Electrostatics Discharge | ESD | 200 | V |
| Operating Temperature | T _{OPR} | -40~+85 | °C |
| Storage Temperature | T _{STG} | -40~+100 | °C |

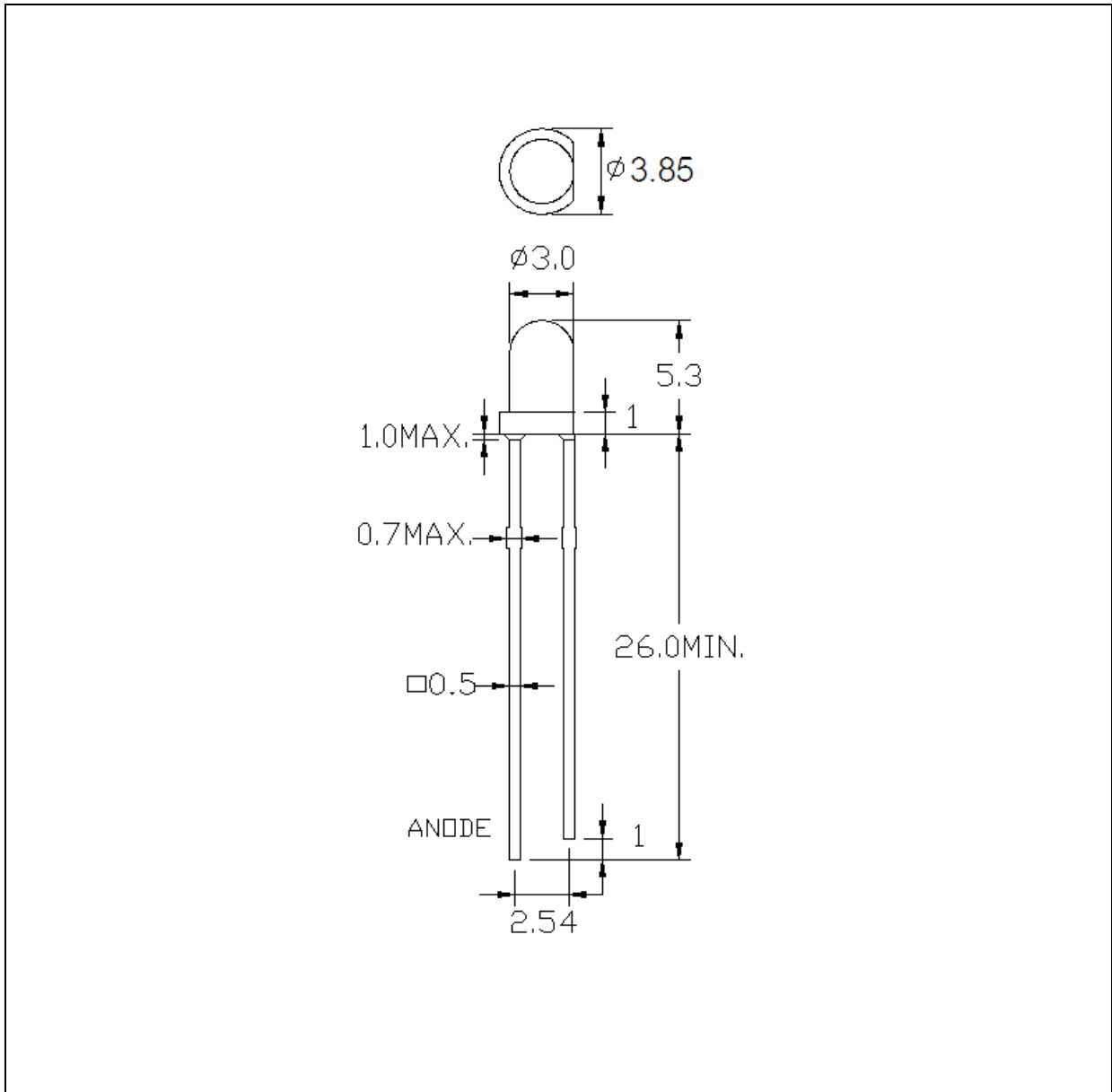
Electrical & Optical Characteristics (Ta=25°C)

| Parameter | Symbol | Values | | | Unit | Test Condition |
|------------------------------|-------------------|--------|-------|-------|------|----------------------|
| | | Min. | Typ. | Max. | | |
| Forward Voltage | V _F | 2.6 | 3.0 | 3.2 | V | I _F =20mA |
| Luminous Intensity | I _v | 16000 | 20000 | 30000 | mcd | I _F =20mA |
| Dominant Wavelength | λ _D | 517 | 525 | 530 | nm | I _F =20mA |
| Peak Wavelength | λ _P | --- | 525 | --- | nm | I _F =20mA |
| Spectral Line Half Bandwidth | Δλ | --- | 36 | --- | nm | I _F =20mA |
| Viewing Angle | 2θ _{1/2} | --- | 30 | --- | deg | I _F =20mA |

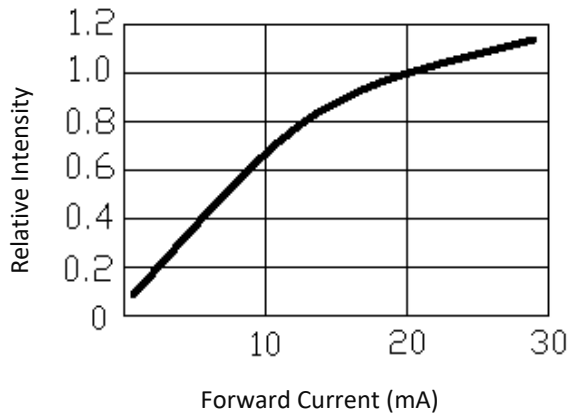
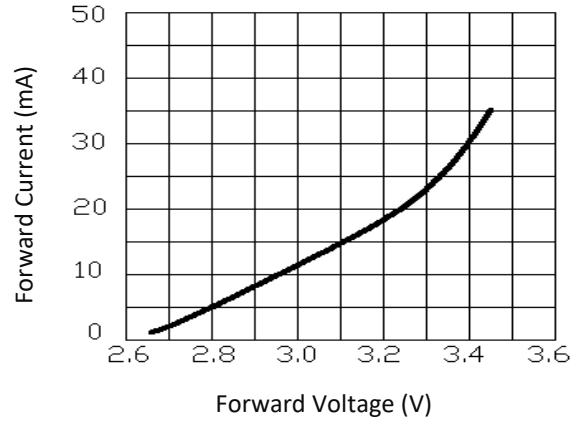
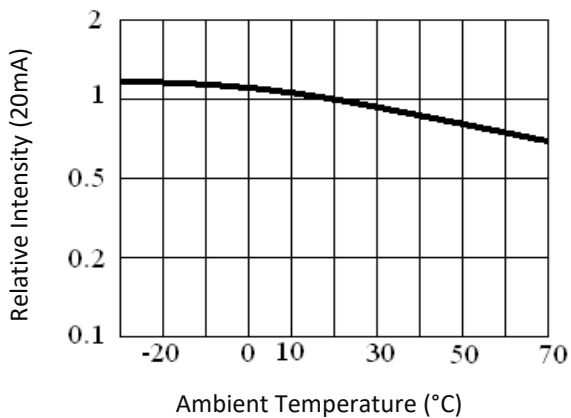
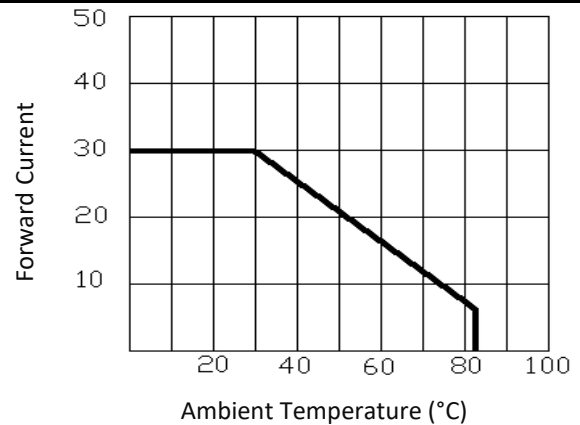
1. Luminous intensity (I_v) ±15%, Forward Voltage (V_F) ±0.1V, Viewing angle(2θ_{1/2}) ±5%

OUTLINE DIMENSION:

Package Dimension:



1. All dimensions are in millimetre (mm).
2. Tolerance $\pm 0.2\text{mm}$, unless otherwise noted.

ELECTRO-OPTICAL CHARACTERISTICS:
Relative Intensity v.s. Forward Current

Forward Current v.s. Forward Voltage

Relative Intensity v.s. Temperature

Forward Current v.s. Temperature


RECOMMENDED SOLDERING PROFILE:

Hand Solder (Solder Iron):

- Temperature at tip of iron: 350°C Max.
- Soldering Time: 3 seconds \pm 1 sec.

Soldering Heat (DIP):



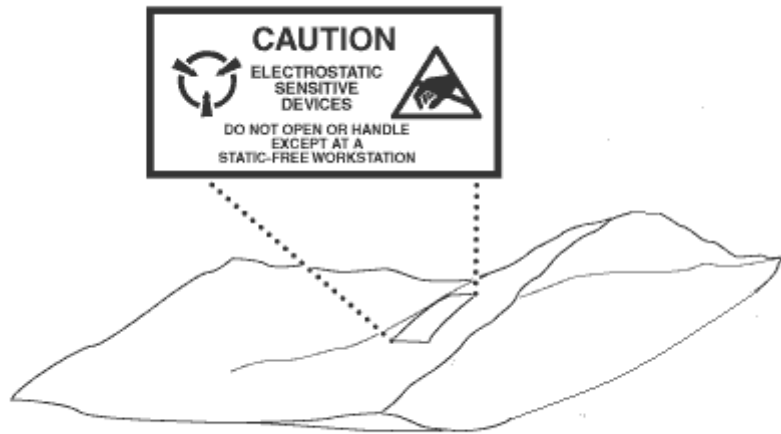
Note:

1. Maximum reflow soldering: 1 time.
2. Before, during, and after soldering, should not apply stress on the components and PCB board.

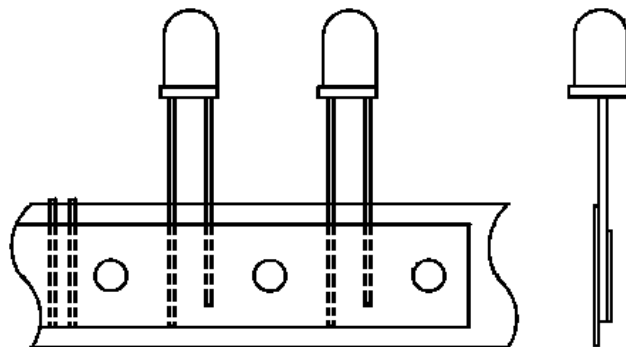
PACKING SPECIFICATION:

Reel Dimension:

500pcs/Bulk



2000pcs/Taping



PRECAUTIONS OF USE:

Storage:

It is recommended to store the products in the following conditions:

- Humidity: 60% R.H. Max.
- Temperature: 5°C~30°C (41°F ~86°F).

Shelf life in sealed bag: 12 months at 5°C~30°C and <60% R.H.

Once the package is opened, the products should be used within a year. Otherwise, they should be kept in a damp-proof box with desiccating agent <10% R.H. and apply baking before use.

Baking:

It is recommended to bake the LED before soldering if the pack has been unsealed for longer than 24hrs. The suggested baking conditions are as followings:

- 60±5°C x 24hrs and <5%RH, taped / reel package.

It's normal to see slight color fading of carrier (light yellow) after baking in process.

Testing Circuit:



Must apply resistor(s) for protection (over current proof).

Cleaning:

Use alcohol-based cleaning solvents such as isopropyl alcohol to clean the LED carrier / package. Avoid putting any stress force directly on to the LED lens.

ESD (Electrostatic Discharge):

Static Electricity or power surge will damage the LED. Use of a conductive wrist band or anti-electrostatic glove is recommended when handling the LED all time. All devices, equipment, machinery, work tables, and storage racks must be properly grounded.

In the events of manual working in process, make sure the devices are well protected from ESD at any time.

REVISION RECORD:

| Version | Date | Summary of Revision |
|---------|------------|---------------------------|
| A1.0 | 23/03/2023 | Datasheet set-up. |
| A1.1 | 27/12/2023 | Revise storage condition. |

X-ON Electronics

Largest Supplier of Electrical and Electronic Components

Click to view similar products for MGT Brightek manufacturer:

Other Similar products are found below :

[AA36](#) [AA36F](#) [AA40F-5](#) [AB30S](#) [AB37S](#) [AB38S](#) [AB42S](#) [AB45S](#) [N0A17L37](#) [N0A18S20BS](#) [N0A19S81SV](#) [N0A40S05](#) [N0A51S59](#)
[N0B04S85](#) [N0B09S01](#) [N0B10S41](#) [N0B18S27BF](#) [N0B19S82SV](#) [N0B24S30](#) [N0B40S09Z](#) [N0B47L85](#) [N0B63L21](#) [N0F00L30](#) [N0F01L14](#)
[N0F64L49](#) [N0G09S03](#) [N0G10S37](#) [N0G10S57](#) [N0G17S00](#) [N0G18S45BF](#) [N0G20S39](#) [N0G33L43](#) [N0G34L22](#) [N0G35L70](#) [N0G37L06Z](#)
[N0G40S08Z](#) [N0G49L27PC](#) [N0G49L28](#) [N0G51S32BS](#) [N0G51S61-2MA](#) [N0G64L37](#) [N0G64L59](#) [N0G64L64](#) [N0M03S91BS](#) [N0M45S36IC](#)
[N0M48S05](#) [N0M50S15IC](#) [N0M50S18IC](#) [N0M50S26](#) [N0M53S12](#)