



BRIGHTTEK
BRIGHTTEK (EUROPE) LIMITED

Brighten up The World With LED!



ISO/TS 16949:2009



BS EN ISO 14001:2004



QC 080000 IECQ HSPM

PRODUCT DATASHEET




- ▶ PTH/THT Lamp
- ▶ 3mm Round 5.3t
- ▶ Photodiode (PD)

NOP60L55 (Bulk)
 NOP60L55T (Tape)



Release Date: 14 December 2023 Version: A1.1



3 m m R o u n d L a m p

3mm Round Lamp

RoHS
 Compliant



FEATURES:

NOP60L55 is silicon planar PIN photodiodes incorporated in THT/PTH packages that simultaneously serve as filters, and also transparent for infrared emission. The PIN photodiodes are outstanding for low junction capacitance, high cut-off frequency and fast switching times.

- **Package:** PTH/THT LED Lamp 3mm Round 5.3t
- **Wavelength of Max. Sensitivity (typ.):** 950nm
- **Receiving Angle:** 30°
- **Materials:**
 - Die: Silicon Planar
 - Resin: Epoxy (Black Clear)
- **Operating Temperature:** -40~+85°C
- **Storage Temperature:** -50~+100°C
- **Soldering Methods:** Hand; Soldering Heat (DIP)
- **Packing:** 500pcs/bulk; 2000pcs/tape (Ammo Pack)

APPLICATIONS:

- Remote Control
- Automatic Control System
- Burglar Alarm
- Photo Detector
- Smoke
- Detector
- Computer I/O Peripheral
- Industrial Use

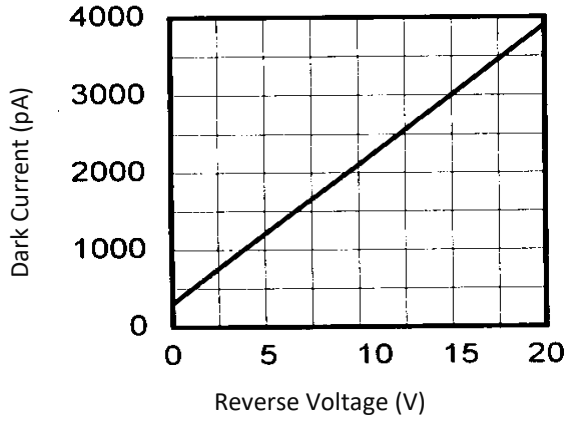
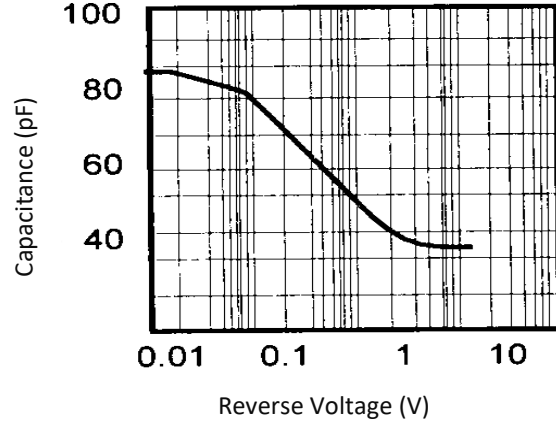
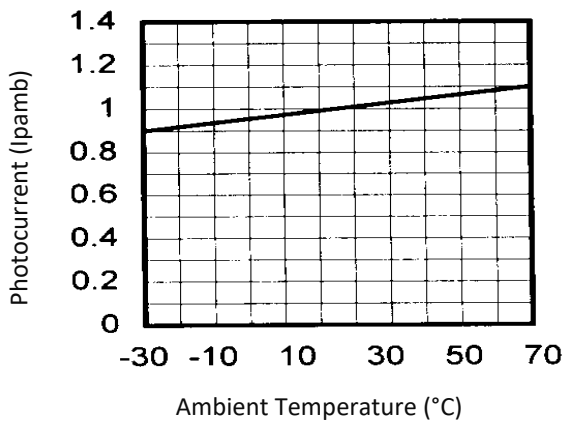
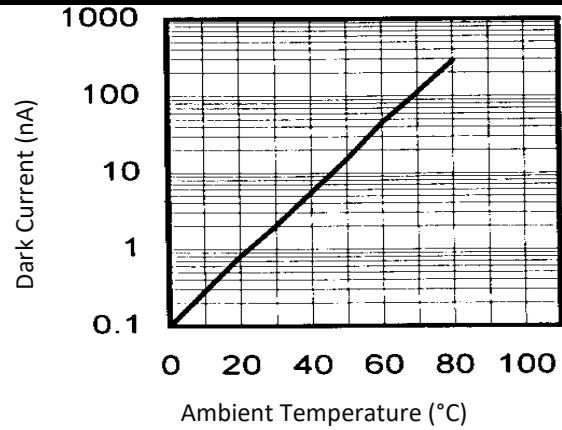
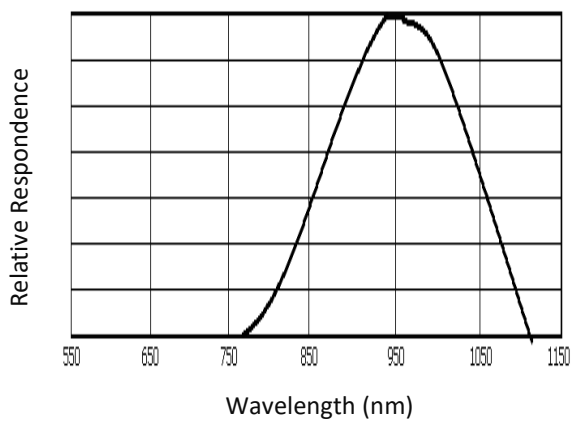
CHARACTERISTICS:

Absolute Maximum Characteristics (Ta=25°C)

| Parameter | Symbol | Ratings | Unit |
|---------------------------|------------------|----------|------|
| Power Dissipation | P _D | 100 | mW |
| Operating Temperature | T _{OPR} | -40~+85 | °C |
| Storage Temperature | T _{STG} | -50~+100 | °C |
| Relative Humidity at 85°C | hr | 85 | % |

Electrical & Optical Characteristics (Ta=25°C)

| Parameter | Symbol | Values | | | Unit | Test Condition |
|---|---------------------|--------|------|------|-----------------|---|
| | | Min. | Typ. | Max. | | |
| Reverse Light Current | I _L | 13 | 20 | --- | μA | V _R =5V E _e =1mW/cm ² λ _p =940nm |
| Wavelength of Peak Sensitivity | λ _{p(MAX)} | 700 | 950 | --- | nm | --- |
| Reverse Breakdown Voltage | V _{(BR)R} | 33 | 170 | --- | V | I _r =100μA E _e =0mW/cm ² |
| Open Circuit Voltage | V _{OC} | --- | 165 | --- | mV | E _e =0.5mW/cm ² λ _p =940nm |
| | | --- | 110 | --- | mV | E _e =0.05mW/cm ² λ _p =940nm |
| Short Circuit Current | I _{SC} | --- | 1.5 | --- | μA | E _e =0.1mW/cm ² λ _p =940nm |
| Turn-On Time | T _{on} | --- | 50 | --- | nS | RL=1K V _R =10V |
| Turn-Off Time | T _{off} | --- | 50 | --- | nS | RL=1K V _R =10V |
| Temperature Coefficient of V _o | T _c | --- | -2.6 | --- | mV/K | --- |
| Radiant Sensitive Area | A | --- | 7.7 | --- | mm ² | --- |
| Dark Current | I _{D(R)} | --- | 2 | 30 | nA | V _R =10V E _e =0mW/cm ² |
| Total Capacitance | C _t | --- | 25 | 30 | PF | V _R =3V F=1MHz E _e =0mW/cm ² |

ELECTRO-OPTICAL CHARACTERISTICS:
Dark Current v.s. Reverse Voltage

Capacitance v.s. Reverse Voltage

Photocurrent v.s. Ambient Temperature

Dark Current v.s. Ambient Temperature

Photodiode Relative Curves


RECOMMENDED SOLDERING PROFILE:

Hand Solder (Solder Iron):

- Temperature at tip of iron: 350°C Max.
- Soldering Time: 3 seconds \pm 1 sec.

Soldering Heat (DIP):



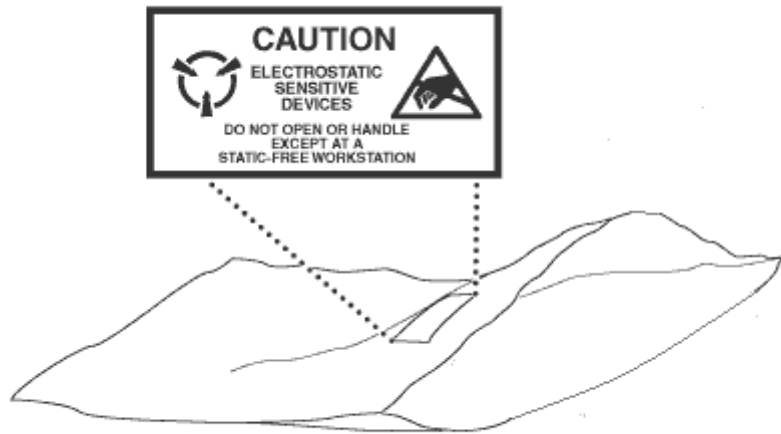
Note:

1. Maximum reflow soldering: 1 time.
2. Before, during, and after soldering, should not apply stress on the components and PCB board.

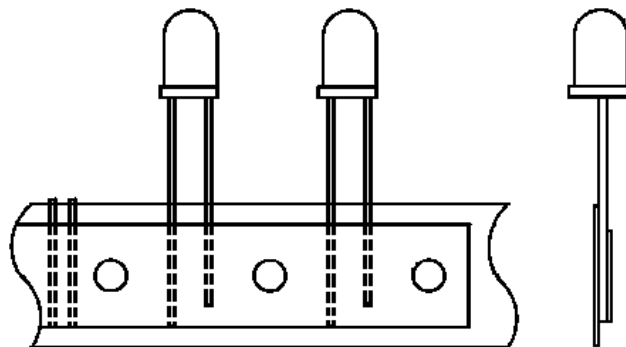
PACKING SPECIFICATION:

Reel Dimension:

500pcs/Bulk



2000pcs/Taping



PRECAUTIONS OF USE:

Storage:

It is recommended to store the products in the following conditions:

- Humidity: 60% R.H. Max.
- Temperature: 5°C~30°C (41°F ~86°F).

Shelf life in sealed bag: 12 months at 5°C~30°C and <60% R.H.

Once the package is opened, the products should be used within a year. Otherwise, they should be kept in a damp-proof box with desiccating agent <10% R.H. and apply baking before use.

Baking:

It is recommended to bake the LED before soldering if the pack has been unsealed for longer than 24hrs. The suggested baking conditions are as followings:

- 60±5°C x 24hrs and <5%RH, taped / reel package.

It's normal to see slight color fading of carrier (light yellow) after baking in process.

Testing Circuit:



Must apply resistor(s) for protection (over current proof).

Cleaning:

Use alcohol-based cleaning solvents such as isopropyl alcohol to clean the LED carrier / package. Avoid putting any stress force directly on to the LED lens.

ESD (Electrostatic Discharge):

Static Electricity or power surge will damage the LED. Use of a conductive wrist band or anti-electrosatic glove is recommended when handling the LED all time. All devices, equipment, machinery, work tables, and storage racks must be properly grounded.

In the events of manual working in process, make sure the devices are well protected from ESD at any time.

REVISION RECORD:

| Version | Date | Summary of Revision |
|---------|------------|---------------------------|
| A1.0 | 16/04/2023 | Datasheet set-up. |
| A1.1 | 14/12/2023 | Revise storage condition. |

X-ON Electronics

Largest Supplier of Electrical and Electronic Components

Click to view similar products for [Photodiodes](#) category:

Click to view products by [MGT Brightek](#) manufacturer:

Other Similar products are found below :

[BPW 34 FAS-Z](#) [67-21SYGC-S349-TR8](#) [HFD3081-108-XBA](#) [BPW 34 S E9601](#) [MICROFJ-60035-TSV-TR](#) [ZSPD-Z3215B-10-Z2](#) [PT908-7B\(BIN4\)](#) [PT204-6B\(BY\)\(K\)](#) [PT928-6C/MA\(XBY\)](#) [PT908-7C\(BIN5\)](#) [PT968-8B\(6-2\)](#) [PT968-8C\(6-1\)](#) [PT204-6B\(BY\)\(J\)](#) [PT968-8B\(6-1\) PD70-01C/TR7\(BY\)](#) [PT968-8C\(6-2\)](#) [XYC-PD3020F90-S3](#) [ZSPD-Z3215C-10A-Z2](#) [ZSPD-Z3227B-10C-Z3](#) [ZSPD-Z3227C-10-Z3](#) [PD15-22C/TR8\(BY\)](#) [ZPD-Z3224B-T26-T15\(YPX\)](#) [ZSPD-Z5042C-A10-Z1](#) [ZSPD053B-S40](#) [PT334-6C\(BY\)\(K\)](#) [PT968-8C\(X1-X4\)XBY](#) [PT334-6B\(BY\)\(K\)](#) [PT928-6C\(5-2\)](#) [PT334-6B\(BY\)\(L\)](#) [PT333-3B\(BY\)\(K\)](#) [PT334-6B\(BY\)\(M\)](#) [XYC-PD2835F30-F1](#) [XYC-PD204B-L1](#) [XYC-PD3A940FC-F1](#) [XYC-PD4335F90-E2](#) [ZSPD808B](#) [ZSPD818B](#) [ZSPD034B-N](#) [ZSPD888C](#) [ZSPD053B-90-S90](#) [PD234-6B/L3](#) [PD70-01C/TR7\(ORI\)](#) [NCD2516RGI1](#) [NCD3220S1](#) [NCD4437S1](#) [NCD1816RGI1](#) [XYC-PD333B-L2](#) [XYC-PD5AB940DC-E9](#) [XL-504PDC](#) [XL-304PDC](#)