


Table 1. Electrical Performance

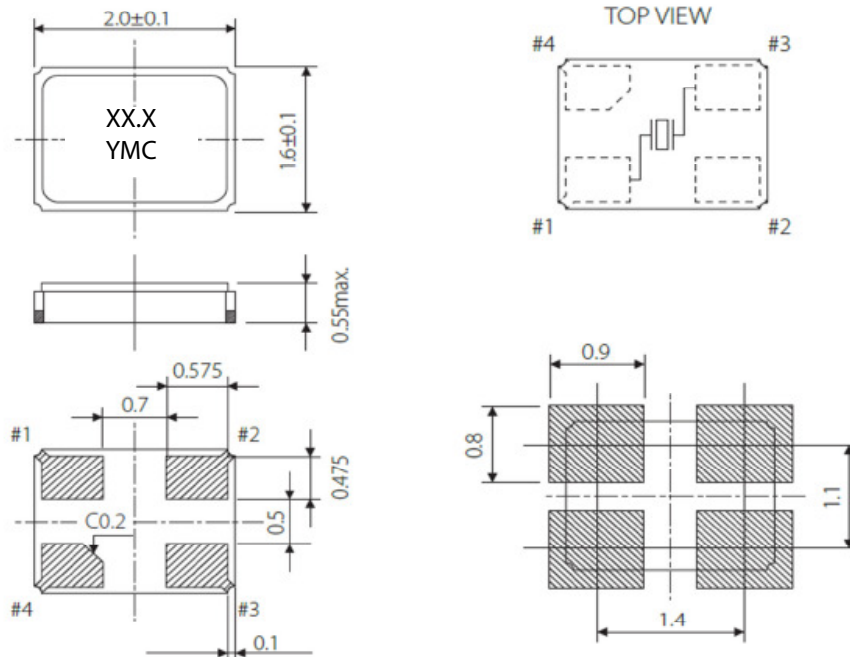
Parameter	Symbol	Min.	Typ	Max	Units
Nominal Frequency	F _{NOM}	16.000		60.000	MHz
Mode		Fundamental, AT - Cut			
Operating Temperature Range	T _{OP}	0/70, -10/70, -20/70, -40/85			°C
Stability Over T _{OP} ¹	F _{STAB}	±10		±100	ppm
Frequency Tolerance ²	F _{TOL}		±10	±20	ppm
Load Capacitance	C _L	6		32	pF
Shunt Capacitance	C _o			5	pF
Drive Level			10	100	uW
Aging / 1st year (at 25 °C)	F _{AGE}			±5	ppm
Insulation Resistance		500			MOhm
Storage Temperature	T _{STO}	-40		90	°C
Equivalent Series Resistance					
Crystal Frequency	ESR				Ohm
16.000MHz-20.000MHz				200	
20.001MHz-30.000MHz				100	
30.001MHz-60.000MHz				80	

Notes:

1. Referenced to the Frequency at 25 °C.
2. Frequency measured at 25 °C ± 3 °C.

Product is compliant to RoHS directive and fully compatible with lead free assembly. 

Package Drawing



All Dimensions in mm

Part Marking:

XX.X = Frequency

Y = Year

M = Month

A = January

B = February

C = March

D = April

E = May

F = June

G = July

H = August

I = September

J = October

K = November

L = December

C = Manufacturing Location

Table 2. Pinout

Pin	Function
1	Crystal
2	Connected to cover (Connect to GND)
3	Crystal
4	Connected to cover (Connect to GND)

Table 3. Environmental Compliance

Parameter	Conditions
Mechanical Shock	MIL-STD-883, Method 2002, Condition B
Mechanical Vibration	MIL-STD-883, Method 2007, Condition A
Temperature Cycle	MIL-STD-883, Method 1010, Condition B
Solderability	MIL-STD-202-210, Condition B
Gross and Fine Leak	MIL-STD-883, Method 1014
Altitude	MIL-STD-883, Method 1001, Condition B
Moisture Sensitivity Level	MSL 1
Contact Pads	Gold (0.2 um min) over Nickel
Weight	7 mg

Reliability & IR Compliance

Solderprofile:

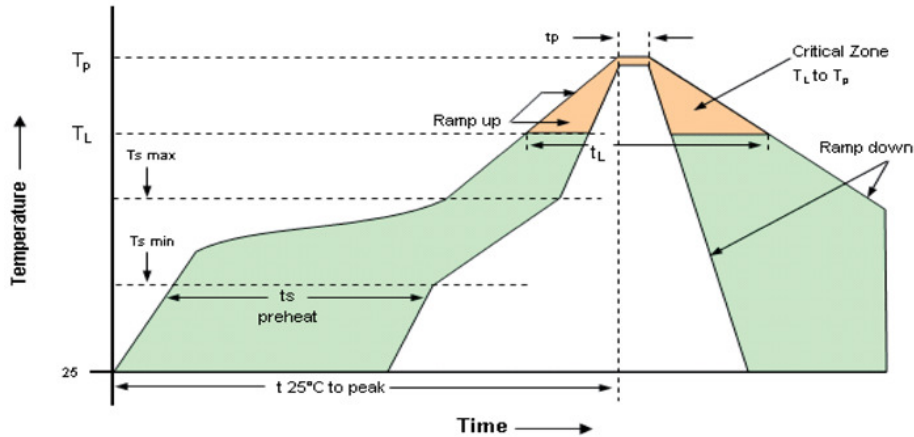


Table 4: Reflow Profile

Parameter	Symbol	Value
PreHeat Time Ts-min Ts-max	t_s	60 sec Min, 260 sec Max 150°C 200°C
Ramp Up	R_{UP}	3 °C/sec Max
Time Above 217 °C	t_L	60 sec Min, 150 sec Max
Time To Peak Temperature	T_{AMB-P}	480 sec Max
Time at 260 °C	t_p	30 sec Max
Ramp Down	R_{DN}	6 °C/sec Max

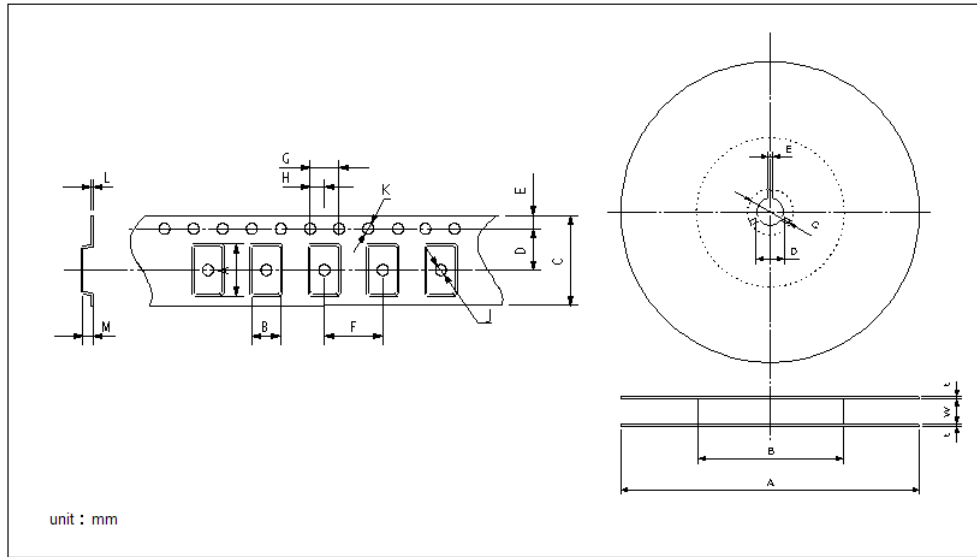
Pads are Au over Ni and compatible with either SnPb or Pb free attachment.

MSL: 1

Tape & Reel

Table 5. Tape and Reel Dimensions (mm)

Tape												Reel							
A	B	C	D	E	F	G	H	J	K	L	M	A	B	C	D	E	W	T	
2.25	1.85	8.0	3.5	1.75	4.0	4.0	2.0	0.5	1.55	0.25	0.65	180	60	21.0	13.0	2.0	9.0	2.0	



Ordering Information

VXM9 - XXX - XX- xxMxxxxxxxxXX

Product
2.0 x 1.6mm, Crystal

Mode
1: Fundamental

Temp Stability
C: ±10ppm
D: ±15ppm
E: ±20ppm
F: ±25ppm
G: ±30ppm
H: ±35ppm
I: ±40ppm
J: ±45ppm
K: ±50ppm
S: ±100ppm

**Note: not all combination of options are available.
Other specifications may be available upon request.*

Packaging
 TR: Tape and Reel
 blank: Cut Tape / non Tape and Reel quantities
 _SNPB: Tin lead solder dipped

Frequency in MHz
Load Capacitance
 0: Series Resonance
 06-32pF

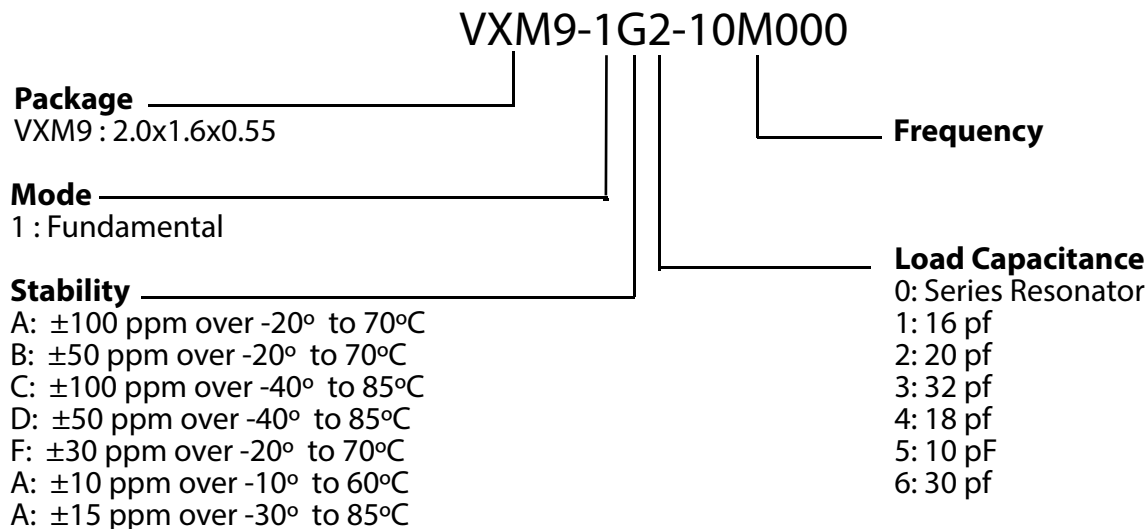
Operating Temperature
E: -40 to 85 °C
J: -20 to 70 °C
W: -10 to 70 °C
T: 0 to 70 °C

Example:
VXM9-1EE-12-25M0000000TR **Tape and Reel**
VXM9-1EE-12-25M0000000 **Cut Tape**
VXM9-1EE-12-25M0000000_SNPB **Tin lead solder dipped**

Revision History

Revision Date	Approved	Description
August 29, 2016	RC	Initial datasheet for factory approval and release to customer.
August 10, 2018	FB	Update logo and contact information, add "SNPBDIP" ordering option
June 07, 2019	FB	Update logo and contact information, add Table 2 Environmental compliance, change "SNPBDIP" to "SNPB"
April 30, 2020	FB	Add tape and reel ordering option

Previous Ordering Information for Reference Only Do Not Use to Build a New Part Number



The ordering codes for the VXM9 were changed in 2016. If you had ordered a specific code based off this ordering method, it is still available for purchase under the old code however no new part numbers will be created using this system.

Due to the change in the 8th character from numeric to alphabetic, there is no opportunity for overlap between the two ordering methods.

Contact Information

USA:

100 Watts Street
Mt Holly Springs, PA 17065
Tel: 1.717.486.3411
Fax: 1.717.486.5920

Europe:

Landstrasse
74924 Neckarbischofsheim
Germany
Tel: +49 (0) 7268.801.0
Fax: +49 (0) 7268.801.281



Information contained in this publication regarding device applications and the like is provided only for your convenience and may be superseded by updates. It is your responsibility to ensure that your application meets with your specifications. MICROCHIP MAKES NO REPRESENTATION OR WARRANTIES OF ANY KIND WHETHER EXPRESS OR IMPLIED, WRITTEN OR ORAL, STATUTORY OR OTHERWISE, RELATED TO THE INFORMATION INCLUDING, BUT NOT LIMITED TO ITS CONDITION, QUALITY, PERFORMANCE, MERCHANTABILITY OR FITNESS FOR PURPOSE. Microchip disclaims all liability arising from this information and its use. Use of Microchip devices in life support and/or safety applications is entirely at the buyer's risk, and the buyer agrees to defend, indemnify and hold harmless Microchip from any and all damages, claims, suits, or expenses resulting from such use. No licenses are conveyed, implicitly, or otherwise, under any Microchip intellectual property rights unless otherwise stated.

Trademarks

The Microchip and Vectron names and logos are registered trademarks of Microchip Technology Incorporated in the U.S.A. and other countries.

X-ON Electronics

Largest Supplier of Electrical and Electronic Components

Click to view similar products for [Crystals](#) category:

Click to view products by [Microchip](#) manufacturer:

Other Similar products are found below :

[CS325S24000000ABJT](#) [718-13.2-1](#) [MC405 32.0000K-R3:PURE SN](#) [FC-135R 32.7680KF-A3](#) [7A-40.000MAAE-T](#) [7B-27.000MBBK-T](#)
[FL2000085](#) [9B-15.360MBBK-B](#) [9C-7.680MBBK-T](#) [AT-41.600MAGQ-T](#) [BTD1062E05A-513](#) [LFXTAL066198Cutt](#) [9C-14.31818MBBK-T](#)
[FC-12M 32.7680KA-AC3](#) [FC-12M 32.7680KA-X3](#) [SSPT7F-9PF20-R](#) [FX325BS-38.88EEM1201](#) [LFXTAL066431Cutt](#)
[XT9S20ANA14M7456](#) [XT9SNLANA16M](#) [646G-24-2](#) [7A-24.576MBBK-T](#) [7B-30.000MBBK-T](#) [WX26-32.768K-6PF](#) [9B-14.31818MBBK-B](#)
[CD1AM](#) [7B-25.000MAAE-T](#) [7A-14.31818MBBK-T](#) [FC-135R 32.7680KA-E3](#) [6504-202-1501](#) [6526-202-1501](#) [FA-118T 27.1200MB50P-K0](#)
[ABM12-104-37.400MHZT](#) [ABLS-10.000MHZ-D3W-T](#) [BTJ112E01E-513](#) [BTJ722K01C-7067](#) [BTL-20-513](#) [TSX-3225 24.0000MF15X-AC](#)
[TSX-3225 16.0000MF18X-AC](#) [BTJ120E02C](#) [BTL-12-513](#) [7A-10.000MBBK-T](#) [7A-11.0592MBBK-T](#) [ABM12-103-24.000MHZT](#)
[CS325S25000000ABJT](#) [ABM3B-25.000MHZ-B2-X-T](#) [FC-135 32.7680KA-A5](#) [FX0800015](#) [FP0800018](#) [3404](#)