

## Features

- $V_Z$ -Tolerance +/-5%
- Glass Passivated Junction
- Excellent Clamping Capability
- Moisture Sensitivity Level 1
- Epoxy Meets UL 94 V-0 Flammability Rating
- Halogen Free Available Upon Request By Adding Suffix "-HF"
- Lead Free Finish/RoHS Compliant (Note1)("P" Suffix Designates Compliant. See Ordering Information)

## Maximum Ratings

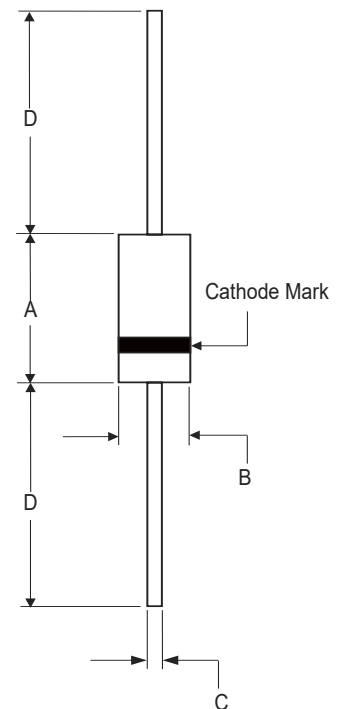
- Operating Junction Temperature Range: -55°C to +150°C
- Storage Temperature Range: -55°C to +150°C

Parameter	Symbol	Rating	Conditions
Power Dissipation	$P_D$	1.0W	$T_L=75^\circ\text{C}$
Maximum Forward Voltage	$V_F$	1.2V	$I_F=200\text{mA}$

Note: 1. High Temperature Solder Exemptions Applied, see EU Directive Annex 7a

# 1.0 W Silicon Zener Diodes 5.6 to 39 Volts

## DO-41



### DIMENSIONS

DIM	INCHES		MM		NOTE
	MIN	MAX	MIN	MAX	
A	0.160	0.205	4.10	5.20	
B	0.080	0.107	2.00	2.70	Φ
C	0.028	0.035	0.70	0.90	Φ
D	1.000	-----	25.40	-----	

**Electrical Characteristics @ 25°C Unless Otherwise Specified**

MCC PART NUMBER	ZENER VOLTAGE @TEST CURRENT <sup>(2)</sup>		MAXIMUM ZENER IMPEDANCE			LEAKAGE CURRENT		I <sub>ZM</sub> mA	MARKING CODE
	V <sub>Z</sub>	I <sub>ZT</sub>	Z <sub>ZT</sub>	Z <sub>ZK</sub>	I <sub>ZK</sub>	I <sub>R</sub>	V <sub>R</sub>		
	V	mA	Ohms	Ohms	mA	μA	V		
1EZ5.6D5	5.6	44.6	5.0	600	1	10	2.0	162	1EZ5.6D5
1EZ6.2D5	6.2	40.3	2.0	700	1	10	3.0	146	1EZ6.2D5
1EZ6.8D5	6.8	36.8	3.5	700	1	10	4.0	133	1EZ6.8D5
1EZ7.5D5	7.5	33.3	4.0	700	0.5	10	5.0	121	1EZ7.5D5
1EZ8.2D5	8.2	30.5	4.5	700	0.5	10	6.0	110	1EZ8.2D5
1EZ9.1D5	9.1	27.5	5.0	700	0.5	10	7.0	100	1EZ9.1D5
1EZ10D5	10	25	7.0	700	0.25	10	7.6	91	1EZ10D5
1EZ11D5	11	22.7	8.0	700	0.25	5	8.4	83	1EZ11D5
1EZ12D5	12	20.8	9.0	700	0.25	5	9.1	76	1EZ12D5
1EZ13D5	13	19.2	10	700	0.25	5	9.9	69	1EZ13D5
1EZ14D5	14	17.9	12	700	0.25	5	10.6	65	1EZ14D5
1EZ15D5	15	16.7	14	700	0.25	5	11.4	61	1EZ15D5
1EZ16D5	16	15.6	16	700	0.25	5	12.2	57	1EZ16D5
1EZ17D5	17	14.7	18	750	0.25	5	13.0	53	1EZ17D5
1EZ18D5	18	13.9	20	750	0.25	5	13.7	50	1EZ18D5
1EZ19D5	19	13.2	21	750	0.25	5	14.4	47	1EZ19D5
1EZ20D5	20	12.5	22	750	0.25	5	15.2	45	1EZ20D5
1EZ22D5	22	11.4	23	750	0.25	5	16.7	41	1EZ22D5
1EZ24D5	24	10.4	25	750	0.25	5	18.2	38	1EZ24D5
1EZ27D5	27	9.3	35	750	0.25	5	20.6	34	1EZ27D5
1EZ30D5	30	8.3	40	1000	0.25	5	22.5	30	1EZ30D5
1EZ33D5	33	7.6	45	1000	0.25	5	25.1	27	1EZ33D5
1EZ36D5	36	6.9	50	1000	0.25	5	27.4	25	1EZ36D5
1EZ39D5	39	6.4	60	1000	0.25	5	29.7	23	1EZ39D5

Note: 2. Based on DC-measurement at thermal equilibrium while maintaining the lead temperature(T<sub>L</sub>) at 25°C,9.5mm (3/8") from the diode body.

## Curve Characteristics

Fig. 1 - Power Derating Curve

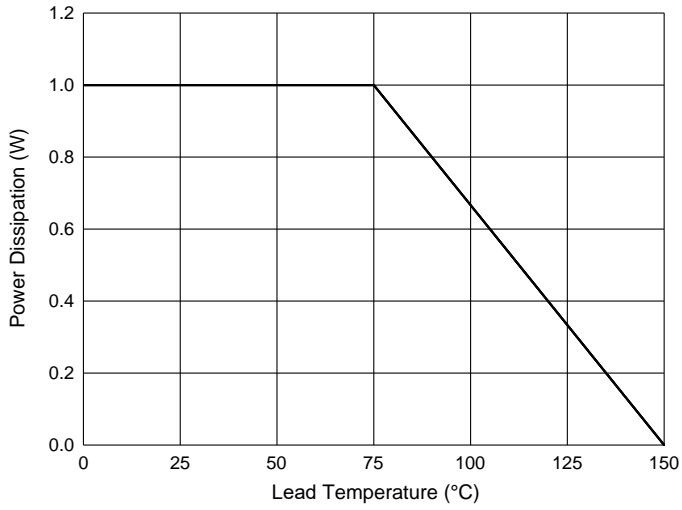


Fig. 2 - Typical Zener Breakdown Characteristics

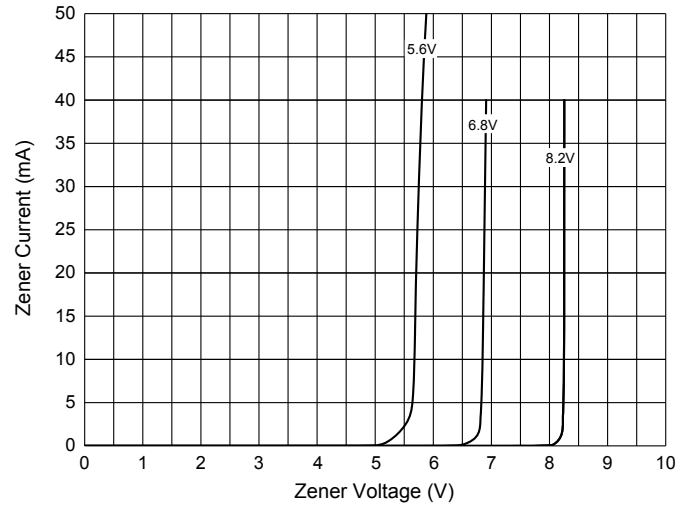
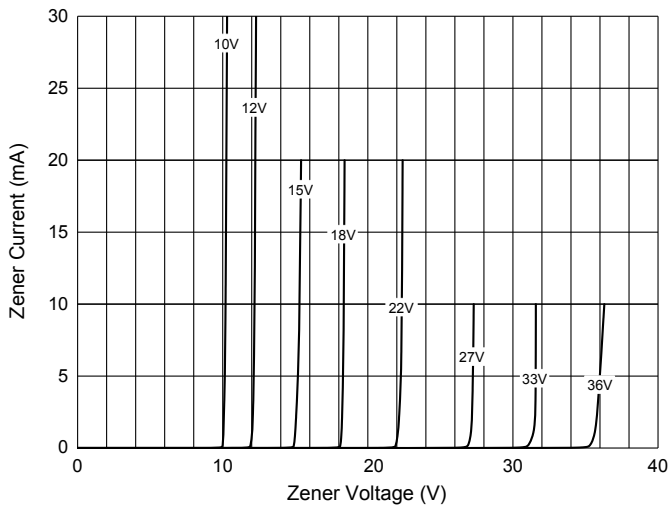


Fig. 3 - Typical Zener Breakdown Characteristics



## Ordering Information

Device	Packing
(Part Number)-TP	Tape&Reel: 5Kpcs/Reel
(Part Number)-AP	Ammo Packing: 5Kpcs/Ammo Box
(Part Number)-BP	Bulk: 50Kpcs/Carton

Note : Adding "-HF" Suffix For Halogen Free, eg. Part Number-TP-HF

### \*\*\*IMPORTANT NOTICE\*\*\*

**Micro Commercial Components Corp.** reserves the right to make changes without further notice to any product herein to make corrections, modifications , enhancements , improvements , or other changes . **Micro Commercial Components Corp** . does not assume any liability arising out of the application or use of any product described herein; neither does it convey any license under its patent rights ,nor the rights of others . The user of products in such applications shall assume all risks of such use and will agree to hold **Micro Commercial Components Corp** . and all the companies whose products are represented on our website, harmless against all damages.

### \*\*\*LIFE SUPPORT\*\*\*

MCC's products are not authorized for use as critical components in life support devices or systems without the express written approval of Micro Commercial Components Corporation.

### \*\*\*CUSTOMER AWARENESS\*\*\*

Counterfeiting of semiconductor parts is a growing problem in the industry. Micro Commercial Components (MCC) is taking strong measures to protect ourselves and our customers from the proliferation of counterfeit parts. MCC strongly encourages customers to purchase MCC parts either directly from MCC or from Authorized MCC Distributors who are listed by country on our web page cited below. Products customers buy either from MCC directly or from Authorized MCC Distributors are genuine parts, have full traceability, meet MCC's quality standards for handling and storage. **MCC will not provide any warranty coverage or other assistance for parts bought from Unauthorized Sources.** MCC is committed to combat this global problem and encourage our customers to do their part in stopping this practice by buying direct or from authorized distributors.

## X-ON Electronics

Largest Supplier of Electrical and Electronic Components

*Click to view similar products for [Zener Diodes](#) category:*

*Click to view products by [Micro Commercial Components \(MCC\)](#) manufacturer:*

Other Similar products are found below :

[MMSZ5245BS-7-F](#) [RKZ13B2KG#P1](#) [RKZ5.6B2KJ#R1](#) [EDZTE6113B](#) [EDZTE6116B](#) [EDZTE616.8B](#) [1N747A](#) [1N966B](#) [NTE5116A](#)  
[NTE5121A](#) [NTE5139A](#) [NTE5147A](#) [NTE5152A](#) [NTE5155A](#) [NTE5156A](#) [NTE5164A](#) [JANS1N4974US](#) [SMAJ4764A-TP](#) [RKZ5.1BKU#P6](#)  
[3SMAJ5946B-TP](#) [3SMAJ5950B-TP](#) [3SMBJ5920B-TP](#) [3SMBJ5925B-TP](#) [TDZTR24](#) [441774C](#) [MMSZ4678-TP](#) [MMSZ5232BQ-13-F](#)  
[BZG04-36](#) [BZG05C9V1-HE3-TR](#) [HZM30NBTR-E](#) [UDZTE-175.1B](#) [3SMAJ5945B-TP](#) [3SMAJ5947B-TP](#) [3SMBJ5941B-TP](#) [DL4746A-TP](#)  
[RKZ18B2KK#R1](#) [RKZ10B2KL#R1](#) [RKZ6.8B2KL#R1](#) [RKZ8.2B2KL#R1](#) [DZ2S240M0L](#) [SMAZ27-TP](#) [SMBZ5920B-E3/52](#) [ZMM3.0](#)  
[RD16UM-T1-A](#) [RD39S-T1-A](#) [RD9.1S-T1-A](#) [RD10S-T1-A](#) [RD20S-T1-A](#) [RD2.2S-T1-A](#) [RD2.7UM-T1-A](#)