

	E480232
---	----------------

Features

- Low Inductance
- Built in Strain Relief
- For Surface Mount Application in Order to Optimize Board Space
- High Temperature Soldering: 260°C/10 Seconds at Terminals
- Typical I_D : less than 1uA above 10V
- Low Profile Package
- Repetition Rate(duty cycle): 0.01%
- Glass Passivated Junction
- Excellent Clamping Capability
- Halogen Free. "Green" Device (Note 1)
- Moisture Sensitivity Level 1
- Epoxy Meets UL 94 V-0 Flammability Rating
- Lead Free Finish/RoHS Compliant (Note2) ("P" Suffix Designates Compliant. See Ordering Information)

Mechanical Data

- Polarity: Color Band Denotes Positive End(cathode) Except Bi-directional Types

Maximum Ratings

- Operating Junction Temperature Range: -55°C to +175°C
- Storage Temperature Range: -55°C to +175°C
- Typical Thermal Resistance: 23°C/W Junction to Ambient

Peak Pulse Power Surge Current on 10/1000µs Waveform	I_{PPM}	See the Table	Note 3
Peak Pulse Power Dissipation on 10/1000µs Waveform	P_{PPM}	5000W(Min)	Note 3,4
IEC 61000-4-2 ESD	Air	30kV	
	Contact	30kV	
Power Dissipation on infinite heat sink	P_D	6.5W	TL=75°C
Maximum instantaneous forward voltage at 100 A for unidirectional only	V_F	5.0V	
Fast response time	Typically less than 1.0ps from 0 Volts to BV Min		

Note:

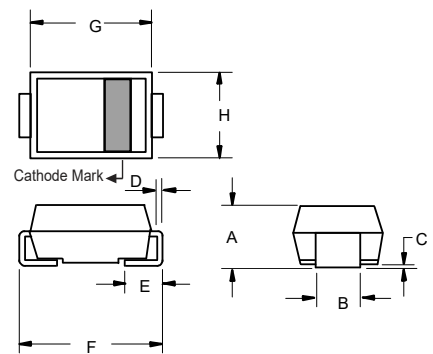
1. Halogen free "Green" products are defined as those which contain <900ppm bromine, <900ppm chlorine (<1500ppm total Br + Cl) and <1000ppm antimony compounds.
2. High Temperature Solder Exemption Applied, see EU Directive Annex 7a.
3. Non-repetitive current pulse and derated above $T_A=25^\circ\text{C}$.
4. Mounted on 8.0mm² copper pads to each terminal.

Pin Configuration:



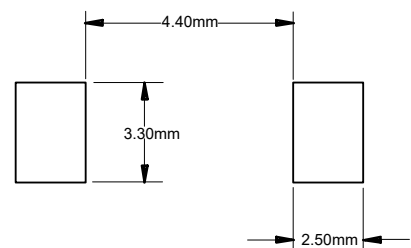
**5000 Watt TVS
11 to 400 Volts**

**SMC (DO-214AB)
(LEAD FRAME)**



DIM	INCHES		MM		NOTE
	MIN	MAX	MIN	MAX	
A	0.079	0.103	2.00	2.62	
B	0.108	0.128	2.75	3.25	
C	0.002	0.008	0.051	0.203	
D	0.006	0.012	0.152	0.305	
E	0.030	0.060	0.76	1.52	
F	0.305	0.320	7.75	8.13	
G	0.260	0.280	6.60	7.11	
H	0.220	0.245	5.59	6.22	

Suggested Solder Pad Layout



MCC Part Number	Reverse Stand-Off Voltage	Breakdown Voltage $V_{BR}(V)$		Test Current	Max. Clamping Voltage @ I_{PP}	Peak Pulse Current	Reverse Leakage Current@ V_{RWM}	Marking Code
		Min	Max					
Uni-directional	$V_{RWM}(V)$	Min	Max	$I_T(mA)$	$V_C(V)$	$I_{PP}(A)$	$I_D(\mu A)$	
5.0SMLJ11A	11	12.2	13.5	10	18.2	275	800	5PEN
5.0SMLJ12A	12	13.3	14.7	10	19.9	252	800	5PEP
5.0SMLJ13A	13	14.4	15.9	10	21.5	233	500	5PEQ
5.0SMLJ14A	14	15.6	17.2	10	23.2	216	200	5PER
5.0SMLJ15A	15	16.7	18.5	1	24.4	205	100	5PES
5.0SMLJ16A	16	17.8	19.7	1	26	193	50	5PET
5.0SMLJ17A	17	18.9	20.9	1	27.6	181	20	5PEU
5.0SMLJ18A	18	20	22.1	1	29.2	172	10	5PEV
5.0SMLJ20A	20	22.2	24.5	1	32.4	155	5	5PEW
5.0SMLJ22A	22	24.4	26.9	1	35.5	141	5	5PEX
5.0SMLJ24A	24	26.7	29.5	1	38.9	129	5	5PEZ
5.0SMLJ26A	26	28.9	31.9	1	42.1	119	5	5PFE
5.0SMLJ28A	28	31.1	34.4	1	45.4	110	5	5PFG
5.0SMLJ30A	30	33.3	36.8	1	48.4	103	5	5PFK
5.0SMLJ33A	33	36.7	40.6	1	53.3	93.9	5	5PFM
5.0SMLJ36A	36	40	44.2	1	58.1	86.1	5	5PFP
5.0SMLJ40A	40	44.4	49.1	1	64.5	77.6	5	5PFR
5.0SMLJ43A	43	47.8	52.8	1	69.4	72.1	5	5PFT
5.0SMLJ45A	45	50	55.3	1	72.7	68.8	5	5PFV
5.0SMLJ48A	48	53.3	58.9	1	77.4	64.7	5	5PFX
5.0SMLJ51A	51	56.7	62.7	1	82.4	60.7	5	5PFZ
5.0SMLJ54A	54	60	66.3	1	87.1	57.5	5	5RGE
5.0SMLJ58A	58	64.4	71.2	1	93.6	53.5	5	5PGG
5.0SMLJ60A	60	66.7	73.7	1	96.8	51.7	5	5PGK
5.0SMLJ64A	64	71.1	78.6	1	103	48.6	5	5PGM
5.0SMLJ70A	70	77.8	86	1	113	44.3	5	5PGP
5.0SMLJ75A	75	83.3	92.1	1	121	41.4	5	5PGR
5.0SMLJ78A	78	86.7	95.8	1	126	39.7	5	5PGT
5.0SMLJ85A	85	94.4	104	1	137	36.5	5	5PGV
5.0SMLJ90A	90	100	111	1	146	34.3	5	5PGX
5.0SMLJ100A	100	111	123	1	162	30.9	5	5PGZ
5.0SMLJ110A	110	122	135	1	177	28.3	5	5PHE
5.0SMLJ120A	120	133	147	1	193	26	5	5PHG
5.0SMLJ130A	130	144	159	1	209	24	5	5PHK
5.0SMLJ150A	150	167	185	1	243	20.6	5	5PHM
5.0SMLJ160A	160	178	197	1	259	19.3	5	5PHP
5.0SMLJ170A	170	189	209	1	275	18.2	5	5PHR
5.0SMLJ180A	180	200	220	1	292	17.1	5	5PHT
5.0SMLJ190A	190	211	258	1	308	16.2	5	5PHV
5.0SMLJ200A	200	224	247	1	324	15.4	5	5PHW
5.0SMLJ220A	220	246	272	1	356	14.0	5	5PHX
5.0SMLJ250A	250	279	309	1	405	12.3	5	5PHZ
5.0SMLJ300A	300	335	371	1	486	10.3	5	5PJE
5.0SMLJ350A	350	391	432	1	567	8.8	5	5PJG
5.0SMLJ400A	400	447	494	1	648	7.7	5	5PJK

MCC Part Number	Reverse Stand-Off Voltage	Breakdown Voltage $V_{BR}(V)$		Test Current	Max. Clamping Voltage @ I_{PP}	Peak Pulse Current	Reverse Leakage Current@ V_{RWM}	Marking Code
		Min	Max					
Bi-directional	$V_{RWM}(V)$			$I_T(mA)$	$V_C(V)$	$I_{PP}(A)$	$I_D(\mu A)$	
5.0SMLJ11CA	11	12.2	13.5	10	18.2	275	800	5BEN
5.0SMLJ12CA	12	13.3	14.7	10	19.9	252	800	5BEP
5.0SMLJ13CA	13	14.4	15.9	10	21.5	233	500	5BEQ
5.0SMLJ14CA	14	15.6	17.2	10	23.2	216	200	5BER
5.0SMLJ15CA	15	16.7	18.5	1	24.4	205	100	5BES
5.0SMLJ16CA	16	17.8	19.7	1	26	193	50	5BET
5.0SMLJ17CA	17	18.9	20.9	1	27.6	181	20	5BEU
5.0SMLJ18CA	18	20	22.1	1	29.2	172	10	5BEV
5.0SMLJ20CA	20	22.2	24.5	1	32.4	155	5	5BEW
5.0SMLJ22CA	22	24.4	26.9	1	35.5	141	5	5BEX
5.0SMLJ24CA	24	26.7	29.5	1	38.9	129	5	5BEZ
5.0SMLJ26CA	26	28.9	31.9	1	42.1	119	5	5BFE
5.0SMLJ28CA	28	31.1	34.4	1	45.4	110	5	5BFG
5.0SMLJ30CA	30	33.3	36.8	1	48.4	103	5	5BFK
5.0SMLJ33CA	33	36.7	40.6	1	53.3	93.9	5	5BFM
5.0SMLJ36CA	36	40	44.2	1	58.1	86.1	5	5BFP
5.0SMLJ40CA	40	44.4	49.1	1	64.5	77.6	5	5BFR
5.0SMLJ43CA	43	47.8	52.8	1	69.4	72.1	5	5BFT
5.0SMLJ45CA	45	50	55.3	1	72.7	68.8	5	5BFV
5.0SMLJ48CA	48	53.3	58.9	1	77.4	64.7	5	5BFX
5.0SMLJ51CA	51	56.7	62.7	1	82.4	60.7	5	5BFZ
5.0SMLJ54CA	54	60	66.3	1	87.1	57.5	5	5BGE
5.0SMLJ58CA	58	64.4	71.2	1	93.6	53.5	5	5BGG
5.0SMLJ60CA	60	66.7	73.7	1	96.8	51.7	5	5BGK
5.0SMLJ64CA	64	71.1	78.6	1	103	48.6	5	5BGM
5.0SMLJ70CA	70	77.8	86	1	113	44.3	5	5BGP
5.0SMLJ75CA	75	83.3	92.1	1	121	41.4	5	5BGR
5.0SMLJ78CA	78	86.7	95.8	1	126	39.7	5	5BGT
5.0SMLJ85CA	85	94.4	104	1	137	36.5	5	5BGV
5.0SMLJ90CA	90	100	111	1	146	34.3	5	5BGX
5.0SMLJ100CA	100	111	123	1	162	30.9	5	5BGZ
5.0SMLJ110CA	110	122	135	1	177	28.3	5	5BHE
5.0SMLJ120CA	120	133	147	1	193	26	5	5BHG
5.0SMLJ130CA	130	144	159	1	209	24	5	5BHK
5.0SMLJ150CA	150	167	185	1	243	20.6	5	5BHM
5.0SMLJ160CA	160	178	197	1	259	19.3	5	5BHP
5.0SMLJ170CA	170	189	209	1	275	18.2	5	5BHR

Curve Characteristics

Fig. 1 - Peak Pulse Power Rating Curve

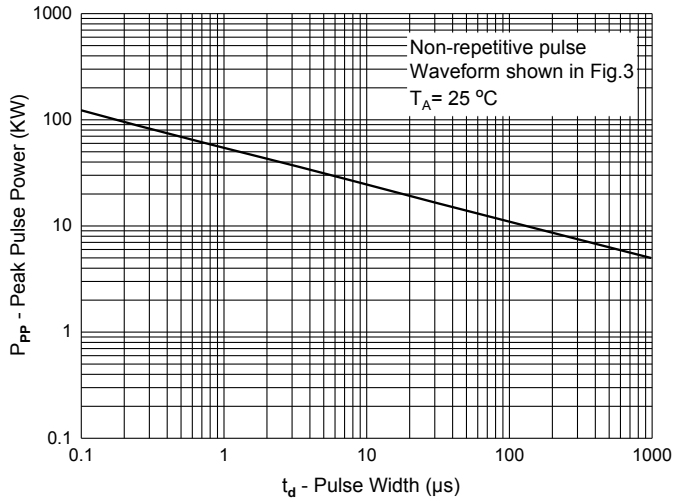


Fig. 2 - Typical Junction Capacitance

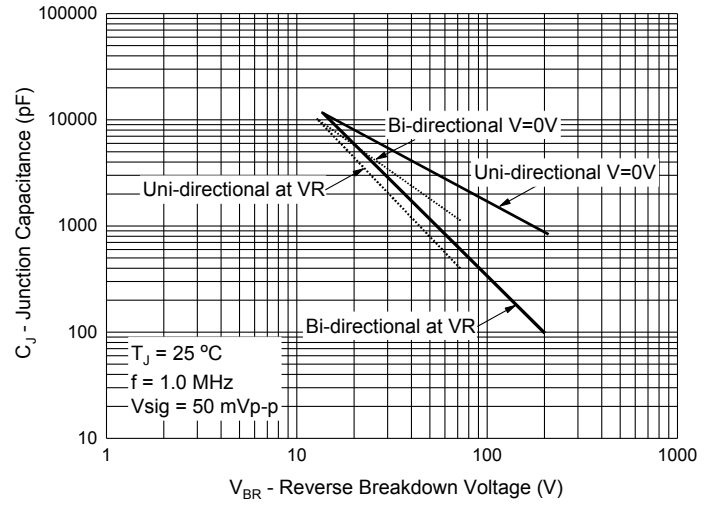


Fig. 3 - Pulse Waveform



Fig. 4 - Pulse Derating Curve



Ordering Information

Device	Packing
Part Number-TP	Tape&Reel:3Kpcs/Reel

*****IMPORTANT NOTICE*****

Micro Commercial Components Corp. reserves the right to make changes without further notice to any product herein to make corrections, modifications, enhancements, improvements, or other changes. *Micro Commercial Components Corp.* does not assume any liability arising out of the application or use of any product described herein; neither does it convey any license under its patent rights, nor the rights of others. The user of products in such applications shall assume all risks of such use and will agree to hold *Micro Commercial Components Corp.* and all the companies whose products are represented on our website, harmless against all damages.

*****LIFE SUPPORT*****

MCC's products are not authorized for use as critical components in life support devices or systems without the express written approval of Micro Commercial Components Corporation.

*****CUSTOMER AWARENESS*****

Counterfeiting of semiconductor parts is a growing problem in the industry. Micro Commercial Components (MCC) is taking strong measures to protect ourselves and our customers from the proliferation of counterfeit parts. MCC strongly encourages customers to purchase MCC parts either directly from MCC or from Authorized MCC Distributors who are listed by country on our web page cited below. Products customers buy either from MCC directly or from Authorized MCC Distributors are genuine parts, have full traceability, meet MCC's quality standards for handling and storage. **MCC will not provide any warranty coverage or other assistance for parts bought from Unauthorized Sources.** MCC is committed to combat this global problem and encourage our customers to do their part in stopping this practice by buying direct or from authorized distributors.

X-ON Electronics

Largest Supplier of Electrical and Electronic Components

Click to view similar products for [ESD Suppressors / TVS Diodes](#) category:

Click to view products by [Micro Commercial Components \(MCC\)](#) manufacturer:

Other Similar products are found below :

[NTE4902](#) [P4SMAJ15A](#) [P4SMAJ26A](#) [SMAJ400CA-TP](#) [TGL34-47CA](#) [ESDAULC45-1BF4](#) [SM1605E3/TR13](#) [SMF20A-TP](#) [P4SMAJ12A](#)
[CPDUR24V-HF](#) [CPDQC5V0USP-HF](#) [CPDQC5V0-HF](#) [MPLAD30KP280A](#) [MPLAD30KP45CAE3](#) [MMBZ27VCLQ-7-F](#) [MMAD1108/TR13](#)
[MPLAD30KP24A](#) [MPLAD30KP30CAE3](#) [ACPDQC5V0R-HF](#) [DFLT170A-7](#) [NTE4900](#) [NTE4926](#) [NTE4938](#) [JANTX1N6144A](#)
[JANTX1N6057A](#) [SMF22A-TP](#) [SMF12A-TP](#) [SLVU2.8-TP](#) [SMLJ6.5CA-TP](#) [SMAJ6.5CA-TP](#) [MMAD1108E3/TR13](#) [JANTX1N6160A](#)
[D5V0M1U2LP3-7](#) [SMAJ400A-TP](#) [AOZ8811DT-03](#) [AOZ8831DI-05](#) [AOZ8831DT-03](#) [SMAJ188CA](#) [3SMC33CA BK](#) [CPDQC3V3C-HF](#)
[CPDQC12VE-HF](#) [GRPADATAJANTX1N6041A](#) [MPLAD30KP170CA](#) [82357120100](#) [5.0SMLJ15CA-TP](#) [5KP18A-TP](#) [P6KE8.2A-TP](#)
[MPLAD30KP43CAE3](#) [SMAJ43A-TP](#) [D26V0H1U2LP16-7](#)