

Features

- For Sensitive ESD Protection
- Excellent Clamping Capability
- Low Leakage
- For Space Saving Application
- Fast Response, Response Time Less than 1ns
- Moisture Sensitivity Level 1
- Epoxy Meets UL 94 V-0 Flammability Rating
- Halogen Free Available Upon Request By Adding Suffix "-HF"
- Lead Free Finish/RoHS Compliant ("P" Suffix Designates RoHS Compliant. See Ordering Information)

Maximum Ratings

- Operating Junction Temperature Range: -55°C to +150°C
- Storage Temperature Range: -55°C to +150°C
- Thermal Resistance: 833°C/W Junction to Ambient

MCC Part Number	Device Marking
ESD3V3D7	E0
ESD5V0D7	E2
ESD12VD7	E3

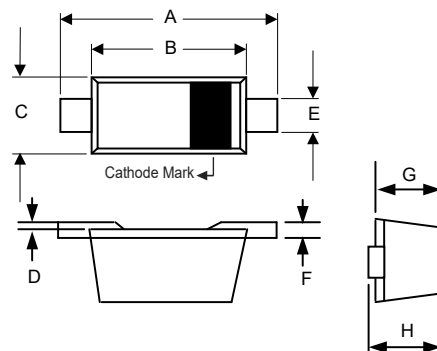
IEC61000-4-2(ESD)	Air Contact	±30KV ±30KV
JESD22-A114-B(ESD)	Machine Human Body	±0.4KV ±16KV
Power Dissipation	P _D	150mW

Internal Structure



ESD Protection Device

SOD-723



DIM	DIMENSIONS				NOTE
	INCHES		MM		
	MIN	MAX	MIN	MAX	
A	0.051	0.059	1.30	1.50	
B	0.035	0.043	0.90	1.10	
C	0.022	0.026	0.55	0.65	
D	0.001	0.003	0.01	0.07	
E	0.010	0.014	0.25	0.35	
F	0.003	0.006	0.08	0.15	
G	0.020	0.023	0.52	0.58	
H	0.021	0.026	0.53	0.65	

Electrical Characteristics @ 25°C (Unless Otherwise Specified)

ESD3V3D7

Parameter	Symbol	Conditions	Min.	Typ.	Max.	Units
Reverse Working Voltage	V_{RWM}				3.3	V
Reverse Breakdown Voltage	V_{BR}	$I_T = 1\text{mA}$	5			V
Reverse Leakage Current	I_R	$V_{RWM} = 3.3\text{V}$			2.5	μA
Forward Voltage	V_F	$I_F = 10\text{mA}$			0.9	V
Peak Pulse Current	I_{PP}	$t_p = 8/20\mu\text{s}$			10.4	A
Clamping Voltage	V_C	$I_{PP} = 10.4\text{A}, t_p = 8/20\mu\text{s}$			11.9	V
Peak Pulse Power	P_D	$t_p = 8/20\mu\text{s}$			113	W
Junction Capacitance	C_J	$V_R = 0\text{V}, f = 1\text{MHz}$		80		pF

ESD5V0D7

Parameter	Symbol	Conditions	Min.	Typ.	Max.	Units
Reverse Working Voltage	V_{RWM}				5	V
Reverse Breakdown Voltage	V_{BR}	$I_T = 1\text{mA}$	6.2			V
Reverse Leakage Current	I_R	$V_{RWM} = 5\text{V}$			1	μA
Forward Voltage	V_F	$I_F = 10\text{mA}$			0.9	V
Peak Pulse Current	I_{PP}	$t_p = 8/20\mu\text{s}$			8.8	A
Clamping Voltage	V_C	$I_{PP} = 8.8\text{A}, t_p = 8/20\mu\text{s}$			13.3	V
Peak Pulse Power	P_D	$t_p = 8/20\mu\text{s}$			117	W
Junction Capacitance	C_J	$V_R = 0\text{V}, f = 1\text{MHz}$		65		pF

ESD12VD7

Parameter	Symbol	Conditions	Min.	Typ.	Max.	Units
Reverse Working Voltage	V_{RWM}				12	V
Reverse Breakdown Voltage	V_{BR}	$I_T = 1\text{mA}$	13.5			V
Reverse Leakage Current	I_R	$V_{RWM} = 12\text{V}$			1	μA
Forward Voltage	V_F	$I_F = 10\text{mA}$			0.9	V
Peak Pulse Current	I_{PP}	$t_p = 8/20\mu\text{s}$			5.4	A
Clamping Voltage	V_C	$I_{PP} = 5.4\text{A}, t_p = 8/20\mu\text{s}$			23.7	V
Peak Pulse Power	P_D	$t_p = 8/20\mu\text{s}$			128	W
Junction Capacitance	C_J	$V_R = 0\text{V}, f = 1\text{MHz}$		30		pF

Curve Characteristics

Fig. 1 - 8 X 20µs Pulse Waveform

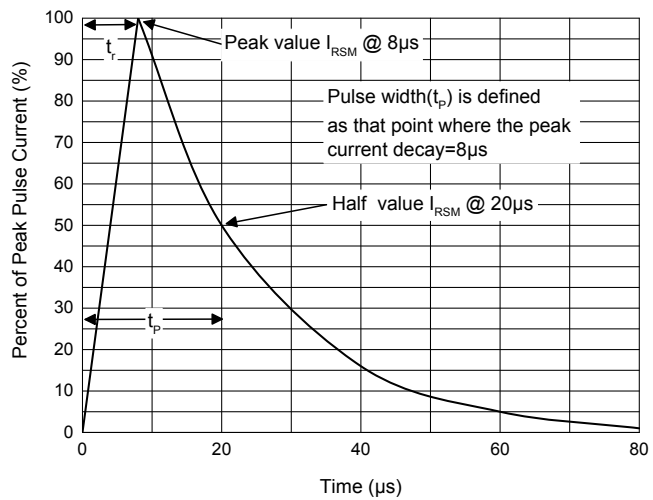
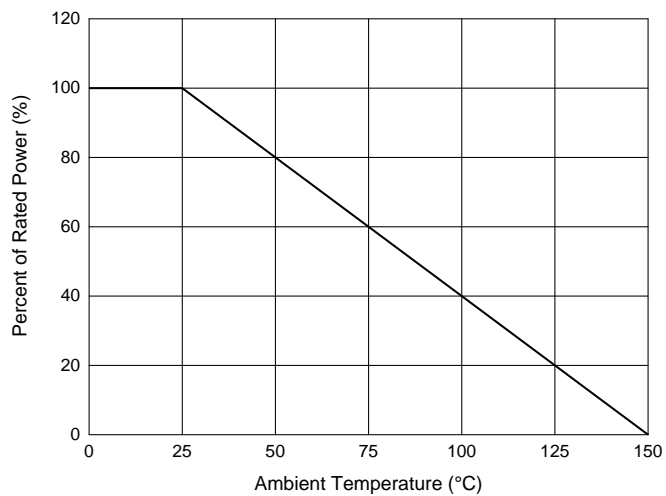


Fig. 2 - Pulse Derating Curve



Ordering Information

Device	Packing
Part Number-TP	Tape&Reel: 8Kpcs/Reel

Note : Adding "-HF" Suffix for Halogen Free, eg. Part Number-TP-HF

IMPORTANT NOTICE

Micro Commercial Components Corp. reserves the right to make changes without further notice to any product herein to make corrections, modifications , enhancements , improvements , or other changes . **Micro Commercial Components Corp .** does not assume any liability arising out of the application or use of any product described herein; neither does it convey any license under its patent rights ,nor the rights of others . The user of products in such applications shall assume all risks of such use and will agree to hold **Micro Commercial Components Corp .** and all the companies whose products are represented on our website, harmless against all damages.

LIFE SUPPORT

MCC's products are not authorized for use as critical components in life support devices or systems without the express written approval of Micro Commercial Components Corporation.

CUSTOMER AWARENESS

Counterfeiting of semiconductor parts is a growing problem in the industry. Micro Commercial Components (MCC) is taking strong measures to protect ourselves and our customers from the proliferation of counterfeit parts. MCC strongly encourages customers to purchase MCC parts either directly from MCC or from Authorized MCC Distributors who are listed by country on our web page cited below. Products customers buy either from MCC directly or from Authorized MCC Distributors are genuine parts, have full traceability, meet MCC's quality standards for handling and storage. **MCC will not provide any warranty coverage or other assistance for parts bought from Unauthorized Sources.** MCC is committed to combat this global problem and encourage our customers to do their part in stopping this practice by buying direct or from authorized distributors.

X-ON Electronics

Largest Supplier of Electrical and Electronic Components

Click to view similar products for [ESD Suppressors / TVS Diodes](#) category:

Click to view products by [Micro Commercial Components \(MCC\)](#) manufacturer:

Other Similar products are found below :

[60KS200C](#) [D12V0H1U2WS-7](#) [D18V0L1B2LP-7B](#) [82356050220](#) [D5V0M5U6V-7](#) [NTE4902](#) [P4KE27CA](#) [P6KE11CA](#) [P6KE39CA-TP](#)
[P6KE8.2A](#) [SA110CA](#) [SA60CA](#) [SA64CA](#) [SMBJ12CATR](#) [SMBJ8.0A](#) [SMLJ30CA-TP](#) [ESD101-B1-02ELS E6327](#) [ESD112-B1-02EL E6327](#)
[ESD119B1W01005E6327XTSA1](#) [ESD5V0J4-TP](#) [ESD5V0L1B02VH6327XTSA1](#) [ESD7451N2T5G](#) [19180-510](#) [CPDT-5V0USP-HF](#)
[3.0SMCJ33CA-F](#) [3.0SMCJ36A-F](#) [HSPC16701B02TP](#) [D3V3Q1B2DLP3-7](#) [D55V0M1B2WS-7](#) [DESD5V0U1BL-7B](#) [DRTR5V0U4SL-7](#)
[SCM1293A-04SO](#) [ESD200-B1-CSP0201 E6327](#) [ESD203-B1-02EL E6327](#) [SM12-7](#) [SMF8.0A-TP](#) [SMLJ45CA-TP](#) [CEN955 W/DATA](#)
[82350120560](#) [82356240030](#) [VESD12A1A-HD1-GS08](#) [CPDUR5V0R-HF](#) [CPDUR24V-HF](#) [CPDQC5V0U-HF](#) [CPDQC5V0USP-HF](#)
[CPDQC5V0-HF](#) [D1213A-01LP4-7B](#) [D1213A-02WL-7](#) [ESDLIN1524BJ-HQ](#) [5KP100A](#)