

### Features

- Very Low FOM  $R_{DS(on)} \times Q_g$
- Epoxy Meets UL 94 V-0 Flammability Rating
- Moisture Sensitivity Level 1
- Halogen Free Available Upon Request By Adding Suffix "-HF"
- Lead Free Finish/RoHS Compliant ("P" Suffix Designates RoHS Compliant. See Ordering Information)

### Maximum Ratings

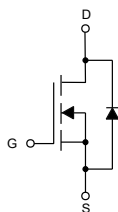
- Operating Junction Temperature Range : -55°C to +150°C
- Storage Temperature Range: -55°C to +150°C
- Thermal Resistance: 80°C/W Junction to Ambient
- Thermal Resistance: 4°C/W Junction to Case

Parameter	Symbol	Rating	Unit
Drain-Source Voltage	$V_{DS}$	650	V
Gate-Source Voltage	$V_{GS}$	±30	V
Continuous Drain Current	$I_D$	11	A
Pulsed Drain Current <sup>(Note 1)</sup>	$I_{DM}$	33	A
Single Pulse Avalanche Energy <sup>(Note 2)</sup>	$E_{AS}$	211	mJ
Avalanche Current <sup>(Note 1)</sup>	$I_{AR}$	1.6	A
Repetitive Avalanche Energy <sup>(Note 1)</sup>	$E_{AR}$	0.32	mJ
Total Power Dissipation	$T_C=25^\circ C$	$P_D$	31.3 W

Note: 1. Repetitive Rating: Pulse Width Limited by Maximum Junction Temperature.

2.  $I_{AS}=1.6A$ ,  $V_{DD}=50V$ ,  $R_G=25\Omega$ , Starting  $T_J=25^\circ C$  .

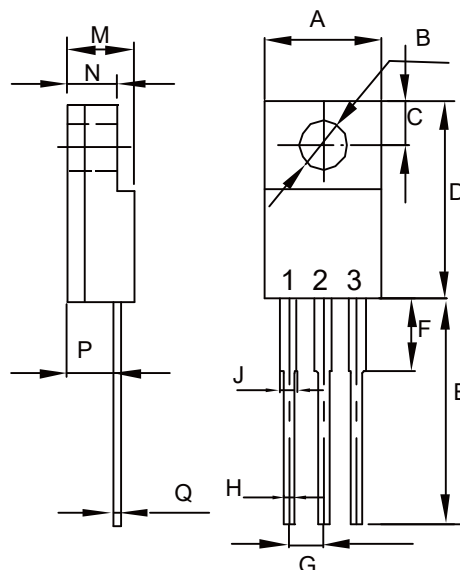
### Internal Structure



1. Gate
2. Drain
3. Source

## N-CHANNEL Super-Junction Power MOSFET

### TO-220F



DIM	DIMENSIONS				NOTE
	INCHES		MM		
	MIN	MAX	MIN	MAX	
A	0.392	0.421	9.96	10.70	
B	0.138		3.50		Φ
C	0.106		2.70		TYP.
D	0.567	0.642	14.40	16.30	
E	0.520		13.20		TYP.
F	---	0.177	---	4.50	
G	0.100		2.54		TYP.
H	0.020	0.035	0.50	0.90	
J	0.043	0.053	1.10	1.35	
M	0.169	0.201	4.30	5.10	
N	---	0.140	---	3.56	
P	0.083	0.126	2.10	3.20	
Q	0.020	0.032	0.50	0.80	

**Electrical Characteristics @ 25°C (Unless Otherwise Specified)**

Parameter	Symbol	Test Conditions	Min	Typ	Max	Unit	
<b>Static Characteristics</b>							
Drain-Source Breakdown Voltage	$V_{(BR)DSS}$	$V_{GS}=0V, I_D=250\mu A$	650			V	
Gate-Source Leakage Current	$I_{GSS}$	$V_{DS}=0V, V_{GS}=\pm 30V$			$\pm 100$	nA	
Zero Gate Voltage Drain Current	$I_{DSS}$	$V_{DS}=650V, V_{GS}=0V$			1	$\mu A$	
		$V_{DS}=650V, V_{GS}=0V, T_J=150^\circ C$			100		
Gate-Threshold Voltage	$V_{GS(th)}$	$V_{DS}=V_{GS}, I_D=250\mu A$	2.5		4	V	
Drain-Source On-Resistance <sup>(Note 3)</sup>	$R_{DS(on)}$	$V_{GS}=10V, I_D=5.5A$		0.34	0.38	$\Omega$	
Forward transconductance <sup>(Note 3)</sup>	$g_{FS}$	$V_{DS}=10V, I_D=5.5A$		7.8		S	
<b>Dynamic Characteristics<sup>(Note 4)</sup></b>							
Input Capacitance	$C_{iss}$	$V_{DS}=50V, V_{GS}=0V, f=1MHz$		901		$\mu F$	
Output Capacitance	$C_{oss}$			50			
Reverse Transfer Capacitance	$C_{rss}$			5.5			
Total Gate Charge	$Q_g$	$V_{DD}=520V, V_{GS}=10V, I_D=11A$		21		nC	
Gate-Source Charge	$Q_{gs}$			4.5			
Gate-Drain Charge	$Q_{gd}$			7			
Turn-On Delay Time	$t_{d(on)}$	$V_{DD}=400V, I_D=11A, R_G=25\Omega$		41		ns	
Turn-On Rise Time	$t_r$			20			
Turn-Off Delay Time	$t_{d(off)}$			123			
Turn-Off Fall Time	$t_f$			6.4			
<b>Drain-Source Body Diode Characteristics</b>							
Continuous Body Diode Current	$I_S$	$T_C=25^\circ C$			9.2	A	
Pulsed Diode Forward Current	$I_{SM}$				29		
Body Diode Voltage	$V_{SD}$	$I_{SD}=11A, V_{GS}=0V$		0.9	1.2	V	
Reverse Recovery Time	$t_{rr}$	$V_R=520V, I_F=I_S, di_F/dt=100A/\mu s$		280		ns	
Reverse Recovery Charge	$Q_{rr}$				2.8		$\mu C$
Peak Reverse Recovery Current	$I_{rrm}$				17		A

Note 3. Pulse Test : Pulse Width  $\leq 300\mu s$ , Duty Cycle  $\leq 1\%$ .

4. Guaranteed by Design, Not Subject to Production Testing.

**Curve Characteristics**

Fig. 1 - Typical Output Characteristics

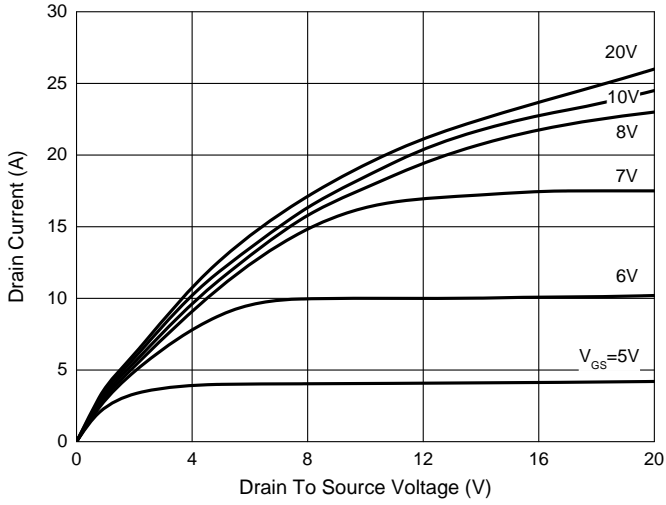


Fig. 2 - Transfer Characteristics

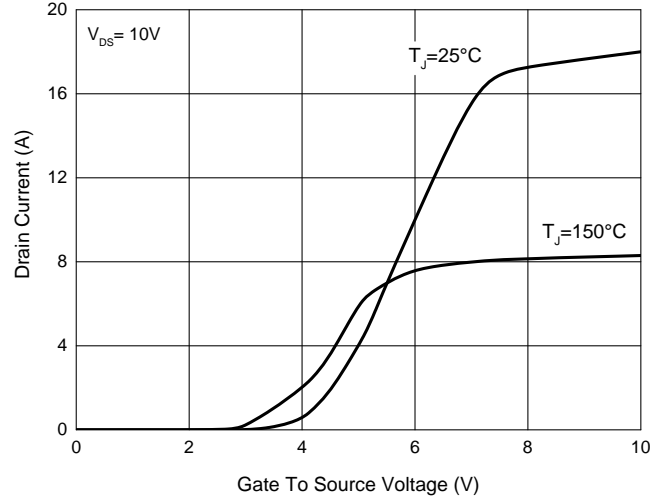


Fig. 3 -  $R_{DS(ON)} - I_D$

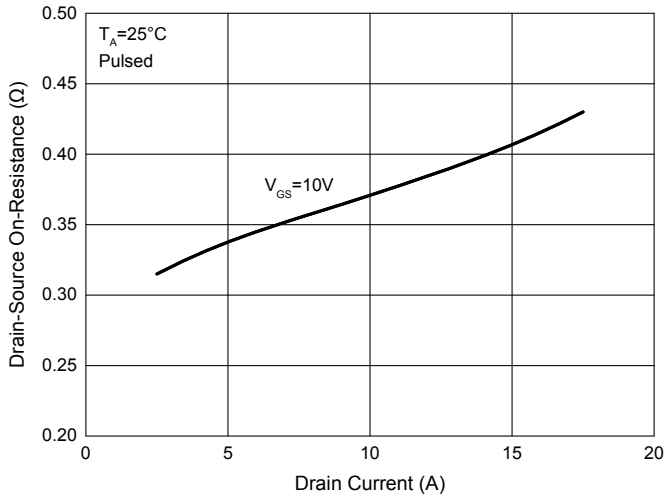


Fig. 4 - Capacitance Characteristics

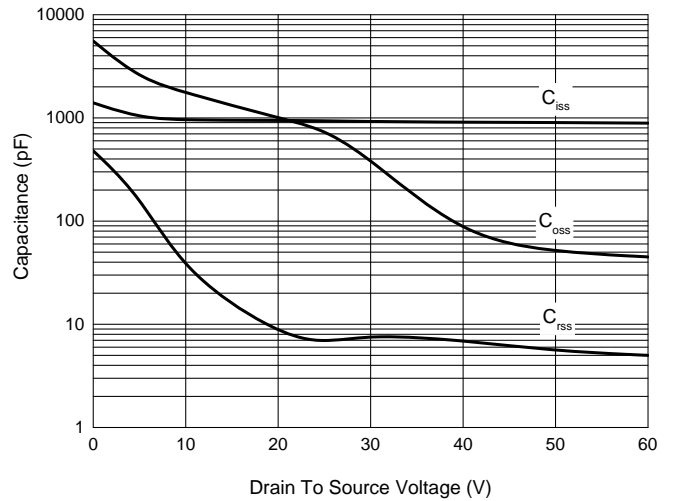


Fig. 5 - Total Gate Charge Characteristics

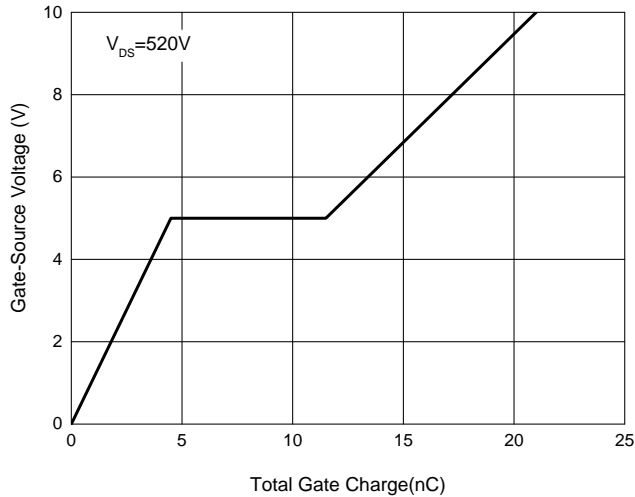


Fig. 6 - Normalized On Resistance Characteristics

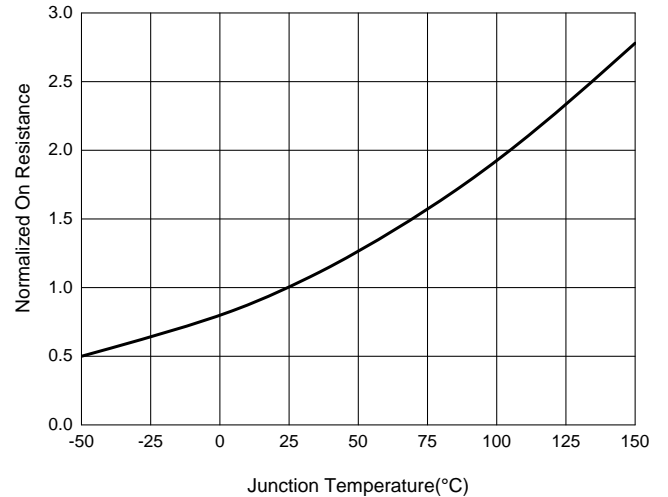


Fig.7- Drain-Source Breakdown Voltage Characteristics

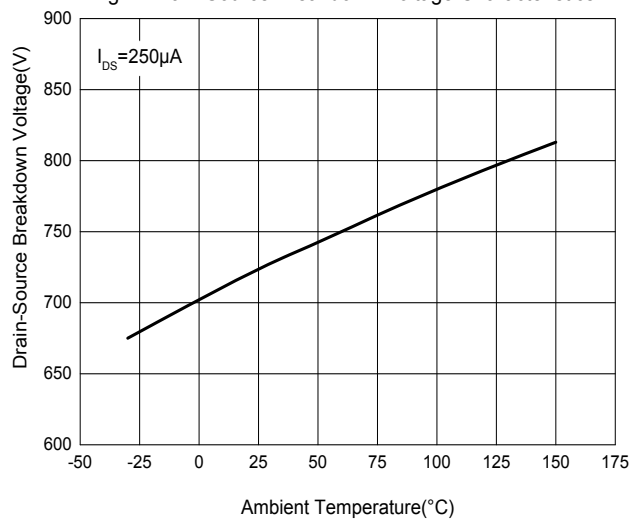
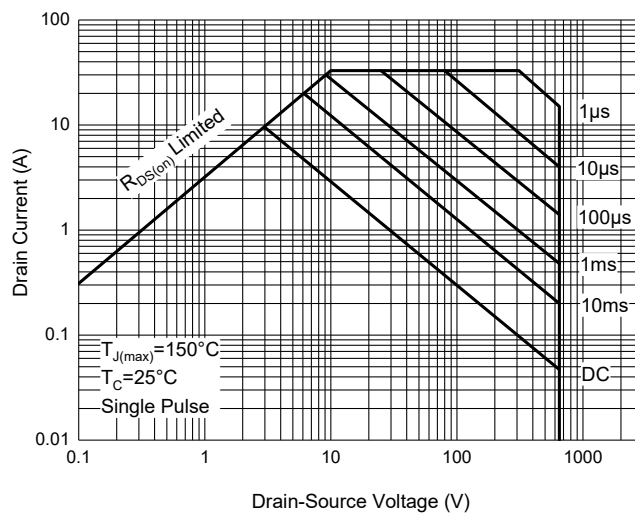


Fig. 8 - Safe Operation Area



## Ordering Information

Device	Packing
Part Number-BP	Bulk:50pcs/Tube, 1Kpcs/Box, 5Kpcs/Carton

Note : Adding "-HF" Suffix For Halogen Free, eg. Part Number-BP-HF

### \*\*\*IMPORTANT NOTICE\*\*\*

**Micro Commercial Components Corp.** reserves the right to make changes without further notice to any product herein to make corrections, modifications, enhancements, improvements, or other changes. **Micro Commercial Components Corp.** does not assume any liability arising out of the application or use of any product described herein; neither does it convey any license under its patent rights, nor the rights of others. The user of products in such applications shall assume all risks of such use and will agree to hold **Micro Commercial Components Corp.** and all the companies whose products are represented on our website, harmless against all damages. **Micro Commercial Components Corp.** products are sold subject to the general terms and conditions of commercial sale, as published at <https://www.mccsemi.com/Home/TermsAndConditions>.

### \*\*\*LIFE SUPPORT\*\*\*

MCC's products are not authorized for use as critical components in life support devices or systems without the express written approval of Micro Commercial Components Corporation.

### \*\*\*CUSTOMER AWARENESS\*\*\*

Counterfeiting of semiconductor parts is a growing problem in the industry. Micro Commercial Components (MCC) is taking strong measures to protect ourselves and our customers from the proliferation of counterfeit parts. MCC strongly encourages customers to purchase MCC parts either directly from MCC or from Authorized MCC Distributors who are listed by country on our web page cited below. Products customers buy either from MCC directly or from Authorized MCC Distributors are genuine parts, have full traceability, meet MCC's quality standards for handling and storage. **MCC will not provide any warranty coverage or other assistance for parts bought from Unauthorized Sources.** MCC is committed to combat this global problem and encourage our customers to do their part in stopping this practice by buying direct or from authorized distributors.

## X-ON Electronics

Largest Supplier of Electrical and Electronic Components

*Click to view similar products for [MOSFET](#) category:*

*Click to view products by [Micro Commercial Components \(MCC\)](#) manufacturer:*

Other Similar products are found below :

[614233C](#) [648584F](#) [IRFD120](#) [JANTX2N5237](#) [FCA20N60\\_F109](#) [FDZ595PZ](#) [2SK2545\(Q,T\)](#) [405094E](#) [423220D](#) [TPCC8103,L1Q\(CM](#)  
[MIC4420CM-TR](#) [VN1206L](#) [614234A](#) [715780A](#) [NTNS3166NZT5G](#) [SSM6J414TU,LF\(T](#) [751625C](#) [BUK954R8-60E](#) [NTE6400](#) [SQJ402EP-](#)  
[T1-GE3](#) [2SK2614\(TE16L1,Q\)](#) [2N7002KW-FAI](#) [DMN1017UCP3-7](#) [EFC2J004NUZTDG](#) [ECH8691-TL-W](#) [FCAB21350L1](#) [P85W28HP2F-](#)  
[7071](#) [DMN1053UCP4-7](#) [NTE221](#) [NTE222](#) [NTE2384](#) [NTE2903](#) [NTE2941](#) [NTE2945](#) [NTE2946](#) [NTE2960](#) [NTE2967](#) [NTE2969](#) [NTE2976](#)  
[NTE6400A](#) [NTE2910](#) [NTE2916](#) [NTE2956](#) [NTE2911](#) [DMN2080UCB4-7](#) [TK10A80W,S4X\(S](#) [SSM6P69NU,LF](#) [DMP22D4UFO-7B](#)  
[DMN1006UCA6-7](#) [DMN16M9UCA6-7](#)