

Features

- TrenchFET Power Mosfet
- Load Switch for Portable Devices
- Epoxy Meets UL 94 V-0 Flammability Rating
- Moisture Sensitivity Level 1
- Halogen Free. "Green" Device (Note 1)
- Lead Free Finish/RoHS Compliant ("P" Suffix Designates RoHS Compliant. See Ordering Information)

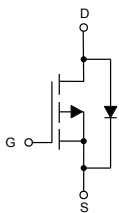
Maximum Ratings

- Operating Junction Temperature Range : -55°C to +150°C
- Storage Temperature Range: -55°C to +150°C
- Thermal Resistance: 90°C/W Junction to Ambient

Parameter	Symbol	Rating	Unit
Drain -source Voltage	V_{DS}	-8	V
Gate -Source Voltage	V_{GS}	± 8	V
Drain Current-Continuous ^(Note 2)	I_D	-4.1	A
Drain Source Current-Continuous	I_S	-0.8	A
Total Power Dissipation	P_D	1.4	W

Note: 1. Halogen free "Green" products are defined as those which contain <900ppm bromine, <900ppm chlorine (<1500ppm total Br + Cl) and <1000ppm antimony compounds.

Internal Structure

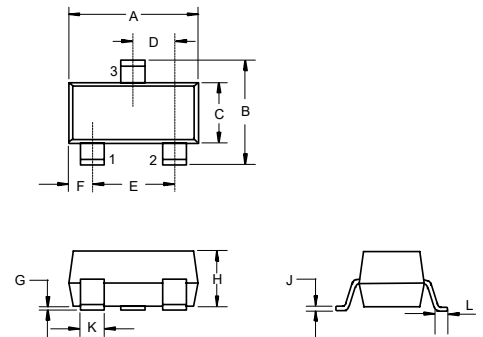


1. GATE
2. SOURCE
3. DRAIN

Marking: S5

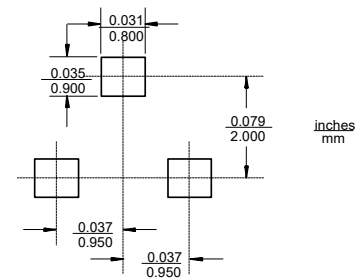
P-Channel MOSFET

SOT-23



DIM	DIMENSIONS				NOTE
	INCHES		MM		
	MIN	MAX	MIN	MAX	
A	0.110	0.120	2.80	3.04	
B	0.083	0.104	2.10	2.64	
C	0.047	0.055	1.20	1.40	
D	0.034	0.041	0.85	1.05	
E	0.067	0.083	1.70	2.10	
F	0.018	0.024	0.45	0.60	
G	0.0004	0.006	0.01	0.15	
H	0.035	0.043	0.90	1.10	
J	0.003	0.007	0.08	0.18	
K	0.012	0.020	0.30	0.51	
L	0.007	0.020	0.20	0.50	

Suggested Solder Pad Layout



ELECTRICAL CHARACTERISTICS (Ta=25°C unless otherwise specified)

Parameter	Symbol	Test conditions	Min	Typ	Max	Unit
Static Characteristics						
Drain-Source Breakdown Voltage	$V_{(BR)DSS}$	$V_{GS}=0V, I_D=-250\mu A$	-8			V
Gate-Threshold Voltage ^(Note 4)	$V_{GS(th)}$	$V_{DS}=V_{GS}, I_D=-250\mu A$	-0.55		-0.9	V
Gate-Body Leakage Current	I_{GSS}	$V_{GS} = \pm 8V, V_{DS} = 0V$			± 0.1	μA
Zero Gate Voltage Drain Current	I_{DSS}	$V_{DS} = -8V, V_{GS} = 0V$			-1	μA
Drain-Source On-Resistance ^(Note 2)	$R_{DS(on)}$	$V_{GS}=-4.5V, I_D=-3.5A$			45	m Ω
		$V_{GS}=-2.5V, I_D=-3.0A$			60	
		$V_{GS}=-1.8V, I_D=-2.0A$			90	
Forward Transconductance ^(Note 2)	g_{FS}	$V_{DS}=-5V, I_D=-4.1A$	6			S
Dynamic Characteristics						
Input Capacitance ^(Note 3,4)	C_{iss}	$V_{DS}=-4V, V_{GS}=0V, f=1MHz$		740		pF
Output Capacitance ^(Note 3,4)	C_{oss}			290		
Reverse Transfer Capacitance ^(Note 3,4)	C_{rss}			190		
Gate Resistance ^(Note 3,4)	R_g	$f=1MHz$	1.4	7	14	Ω
Total Gate Charge ^(Note 3)	Q_g	$V_{DS}=-4V, V_{GS}=-4.5V, I_D=-4.1A$		7.8	15	} C
				4.5	9	
Gate-Source Charge ^(Note 3)	Q_{gs}	$V_{DS}=-4V, V_{GS}=-2.5V, I_D=-4.1A$		1.2		
Gate-Drain Charge ^(Note 3)	Q_{gd}			1.6		
Turn-On Delay Time ^(Note 3,4)	$t_{d(on)}$		$V_{DD}=-4V, V_{GEN}=-4.5V, I_D=-3.3A$ $R_L=1.2\Omega, R_{GEN}=1\Omega$		13	
Turn-On Rise Time ^(Note 3,4)	t_r			35	53	
Turn-Off Delay Time ^(Note 3,4)	$t_{d(off)}$			32	48	
Turn-Off Fall Time ^(Note 3,4)	t_f			1 ϵ	20	
Turn-On Delay Time ^(Note 3,4)	$t_{d(on)}$	$V_{DD}=-4V, V_{GEN}=-8V, I_D=-3.3A$ $R_L=1.2\Omega, R_{GEN}=1\Omega$		5	1 ϵ	
Turn-On Rise Time ^(Note 3,4)	t_r			11	17	
Turn-Off Delay Time ^(Note 3,4)	$t_{d(off)}$			22	33	
Turn-Off Fall Time ^(Note 3,4)	t_f			16	24	
Drain-source body diode characteristics						
Diode Forward Current	I_S	$T_C=25^\circ C$			-1.4	A
Diode Pulsed Forward Current ^(Note 2)	I_{SM}				-10	A
Diode Forward Voltage ^(Note 4)	V_{SD}	$I_F=-3.3A$		-0.8	-1.2	V

Note:

2. Pulse Test: Pulse Width $\leq 300\mu s$, Duty Cycle $\leq 2\%$.
3. Guaranteed by Design, Not Subject to Production Testing.
4. These Parameters Have No Way to Verify.

Curve Characteristics

Fig. 1 - Output Characteristics

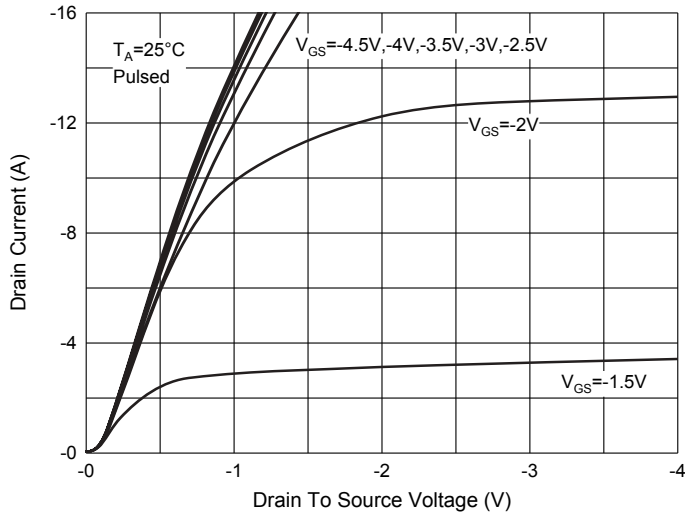


Fig. 2 - Transfer Characteristics

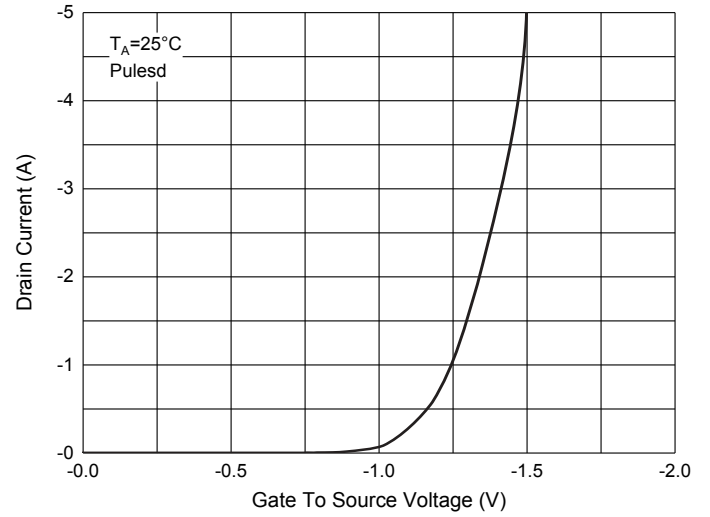


Fig. 3 - $R_{DS(ON)} - I_D$

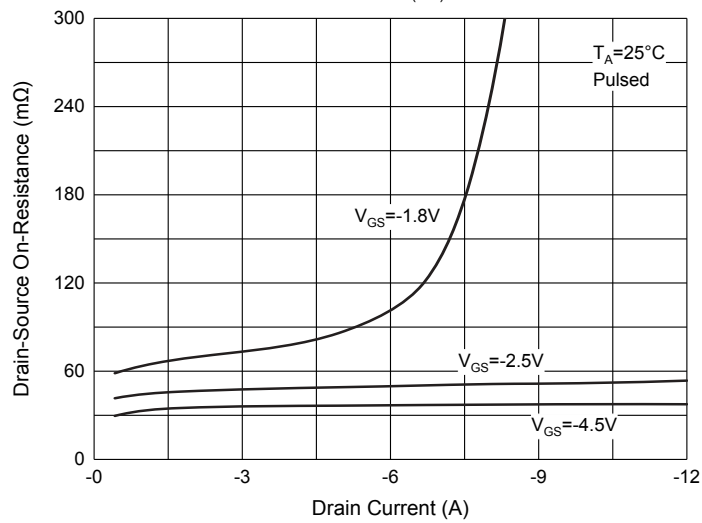


Fig. 4 - $R_{DS(ON)} - V_{GS}$

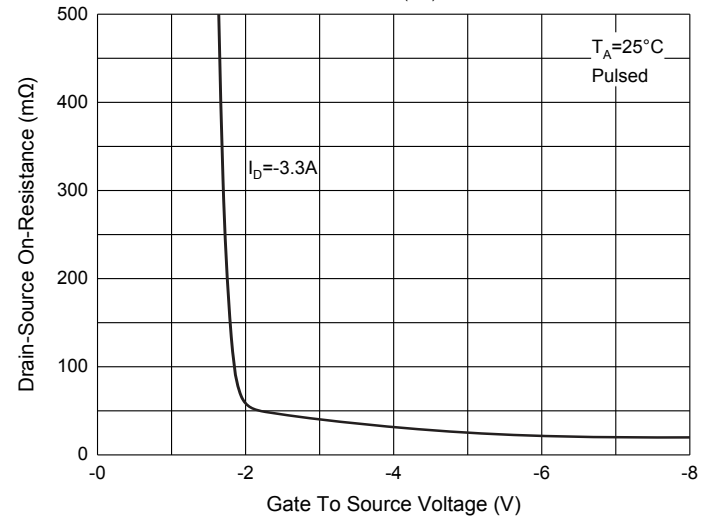
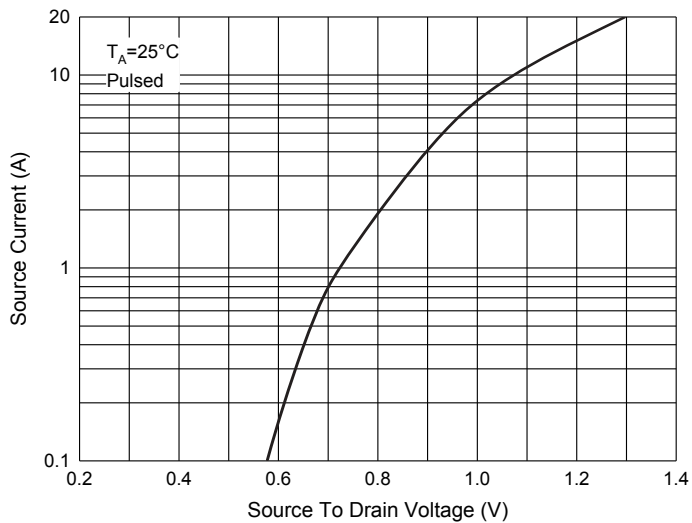


Fig. 5 - $I_S - V_{SD}$



Ordering Information

Device	Packing
Part Number-TP	Tape&Reel:3Kpcs/Reel

IMPORTANT NOTICE

Micro Commercial Components Corp. reserves the right to make changes without further notice to any product herein to make corrections, modifications, enhancements, improvements, or other changes. **Micro Commercial Components Corp.** does not assume any liability arising out of the application or use of any product described herein; neither does it convey any license under its patent rights, nor the rights of others. The user of products in such applications shall assume all risks of such use and will agree to hold **Micro Commercial Components Corp.** and all the companies whose products are represented on our website, harmless against all damages. **Micro Commercial Components Corp.** products are sold subject to the general terms and conditions of commercial sale, as published at <https://www.mccsemi.com/Home/TermsAndConditions>.

LIFE SUPPORT

MCC's products are not authorized for use as critical components in life support devices or systems without the express written approval of Micro Commercial Components Corporation.

CUSTOMER AWARENESS

Counterfeiting of semiconductor parts is a growing problem in the industry. Micro Commercial Components (MCC) is taking strong measures to protect ourselves and our customers from the proliferation of counterfeit parts. MCC strongly encourages customers to purchase MCC parts either directly from MCC or from Authorized MCC Distributors who are listed by country on our web page cited below. Products customers buy either from MCC directly or from Authorized MCC Distributors are genuine parts, have full traceability, meet MCC's quality standards for handling and storage. **MCC will not provide any warranty coverage or other assistance for parts bought from Unauthorized Sources.** MCC is committed to combat this global problem and encourage our customers to do their part in stopping this practice by buying direct or from authorized distributors.

X-ON Electronics

Largest Supplier of Electrical and Electronic Components

Click to view similar products for [MOSFET](#) category:

Click to view products by [Micro Commercial Components \(MCC\)](#) manufacturer:

Other Similar products are found below :

[614233C](#) [648584F](#) [IRFD120](#) [JANTX2N5237](#) [FCA20N60_F109](#) [FDZ595PZ](#) [2SK2545\(Q,T\)](#) [405094E](#) [423220D](#) [TPCC8103,L1Q\(CM](#)
[MIC4420CM-TR](#) [VN1206L](#) [614234A](#) [715780A](#) [NTNS3166NZT5G](#) [SSM6J414TU,LF\(T](#) [751625C](#) [BUK954R8-60E](#) [NTE6400](#) [SQJ402EP-](#)
[T1-GE3](#) [2SK2614\(TE16L1,Q\)](#) [2N7002KW-FAI](#) [DMN1017UCP3-7](#) [EFC2J004NUZTDG](#) [ECH8691-TL-W](#) [FCAB21350L1](#) [P85W28HP2F-](#)
[7071](#) [DMN1053UCP4-7](#) [NTE221](#) [NTE222](#) [NTE2384](#) [NTE2903](#) [NTE2941](#) [NTE2945](#) [NTE2946](#) [NTE2960](#) [NTE2967](#) [NTE2969](#) [NTE2976](#)
[NTE6400A](#) [NTE2910](#) [NTE2916](#) [NTE2956](#) [NTE2911](#) [DMN2080UCB4-7](#) [TK10A80W,S4X\(S](#) [SSM6P69NU,LF](#) [DMP22D4UFO-7B](#)
[DMN1006UCA6-7](#) [DMN16M9UCA6-7](#)