



Micro Commercial Components
20736 Marilla Street Chatsworth
CA 91311
Phone: (818) 701-4933
Fax: (818) 701-4939

SIL2308

Dual N&P-Channel MOSFET

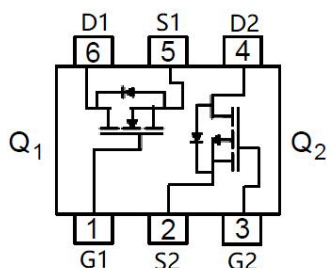
Features

- Lead Free Finish/RoHS Compliant ("P" Suffix designates RoHS Compliant. See ordering information)
- Epoxy meets UL 94 V-0 flammability rating
- Moisture Sensitivity Level 1
- Low Input/Output Leakage
- Marking Code: 2038

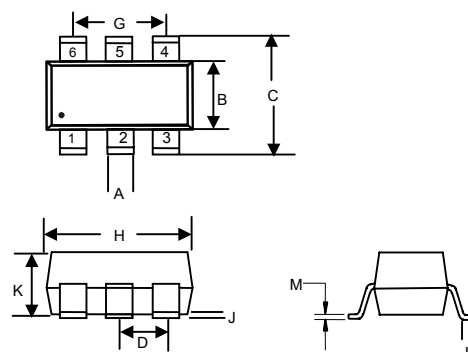
Maximum Ratings @ 25°C Unless Otherwise Specified

Symbol	Parameter	Rating	Unit
V _{DS}	Drain-source Voltage	N-Channel	20
		P-Channel	-20
I _D	Drain Current-Continuous	N-Channel	5
		P-Channel	-4
V _{GS}	Gate-source Voltage	N-Channel	±8
		P-Channel	±12
R _{θJA}	Thermal Resistance Junction to Ambient	277	°C/W
T _J	Operating Junction Temperature	-55 to +150	°C
T _{STG}	Storage Temperature	-55 to +150	°C

Equivalent Circuit



SOT23-6L



DIM	DIMENSIONS				NOTE
	INCHES		MM		
	MIN	MAX	MIN	MAX	
A	.012	.020	0.30	0.50	
B	.051	.070	1.30	1.80	
C	.087	.126	2.20	3.20	
D	.037		0.95BSC		
G	.074		1.90BSC		
H	.106	.122	2.70	3.10	
J	.002	.006	0.05	0.15	
K	.035	.051	0.90	1.30	
L	.012	.024	0.30	0.60	
M	.003	.008	0.08	0.22	

Electrical characteristics - N-Channel Q1 (T_A=25 °C, unless otherwise noted)

Parameter	Symbol	Test Condition	Min.	Typ.	Max.	Unit
Static Characteristics						
Drain-source breakdown voltage	V _{(BR)DSS}	V _{GS} = 0V, I _D =250μA	20			V
Zero gate voltage drain current	I _{DSS}	V _{DS} =20V, V _{GS} = 0V			1	μA
Gate-body leakage current	I _{GSS}	V _{GS} =±12V, V _{DS} = 0V			±0.1	μA
Gate threshold voltage	V _{GS(th)}	V _{DS} =V _{GS} , I _D =250μA	0.5	0.7	1	V
Drain-source on-resistance	R _{DS(on)}	V _{GS} =4.5V, I _D =4.5A			38	mΩ
		V _{GS} =2.5V, I _D =3.5A			45	
Forward transconductance	g _{FS}	V _{DS} =5V, I _D =7A	9			S
Diode forward voltage	V _{SD}	I _S =1.7A, V _{GS} =0V		0.7	1.3	V
Dynamic characteristics						
Total gate charge	Q _g	V _{DS} =10V, V _{GS} =4.5V, I _D =4A		11		nC
Gate-source charge	Q _{gs}			2.3		
Gate-drain charge	Q _{gd}			2.5		
Input Capacitance	C _{iss}	V _{DS} =8V, V _{GS} =0V, f=1MHz		800		pF
Output Capacitance	C _{oss}			155		
Reverse Transfer Capacitance	C _{rss}			125		
Switching Characteristics						
Turn-on delay time	t _{d(on)}	V _{DD} =10V , V _{GS} =4V , I _D =1A R _G =10Ω		18		ns
Turn-on rise time	t _r			5		
Turn-off delay time	t _{d(off)}			43		
Turn-off fall time	t _f			20		

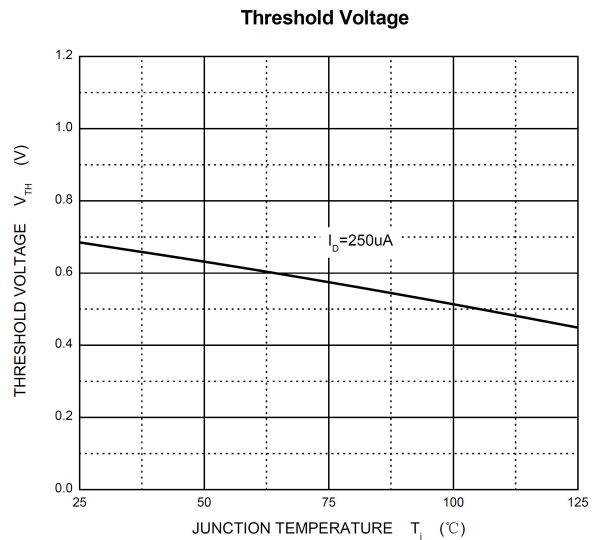
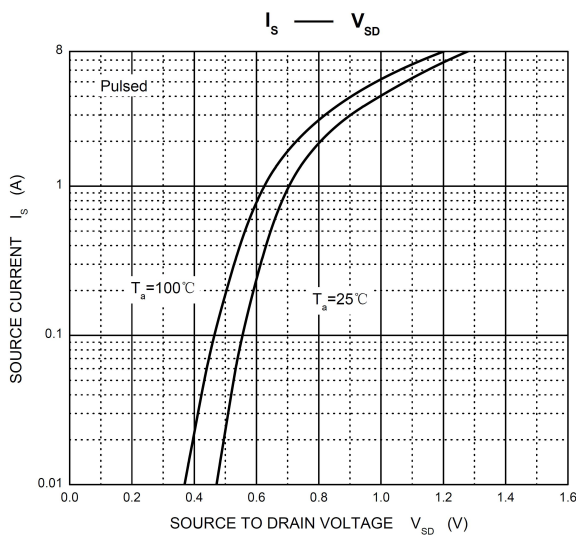
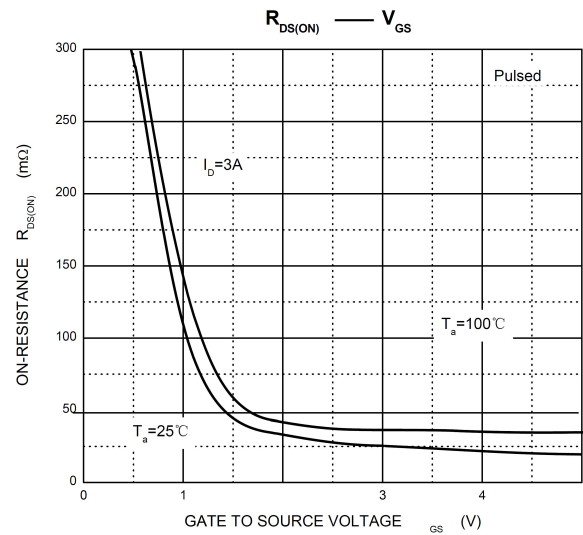
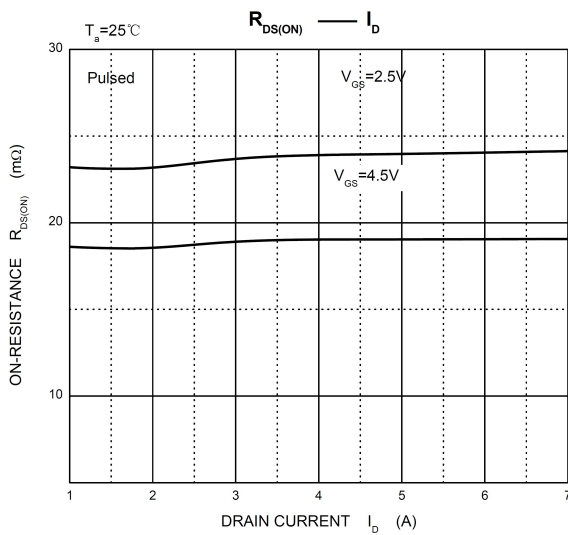
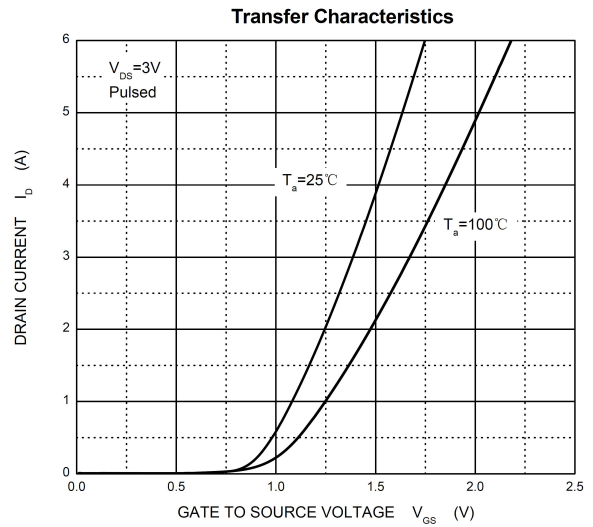
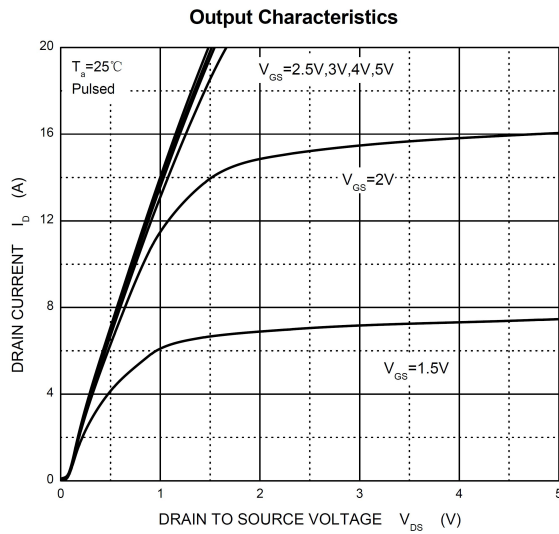
- Notes :**
1. Pulse Test : Pulse width≤300μs, duty cycle≤0.5%.
 2. Guaranteed by design, not subject to production testing.

Electrical characteristics - P-Channel Q2 (T_A=25 °C, unless otherwise noted)

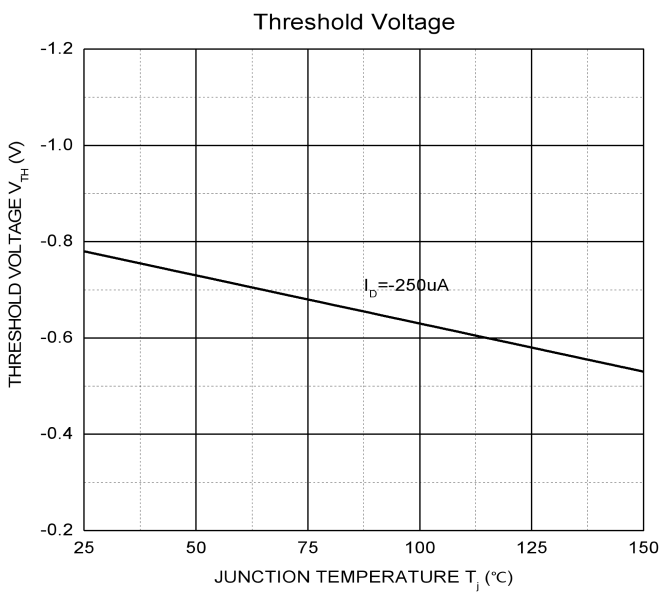
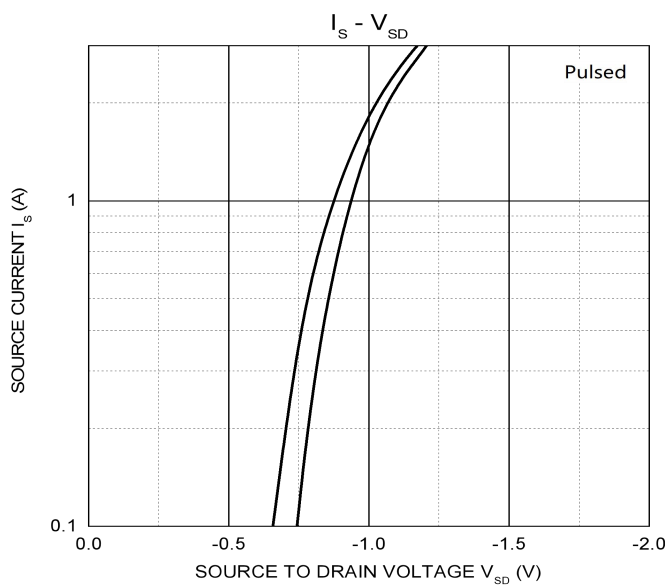
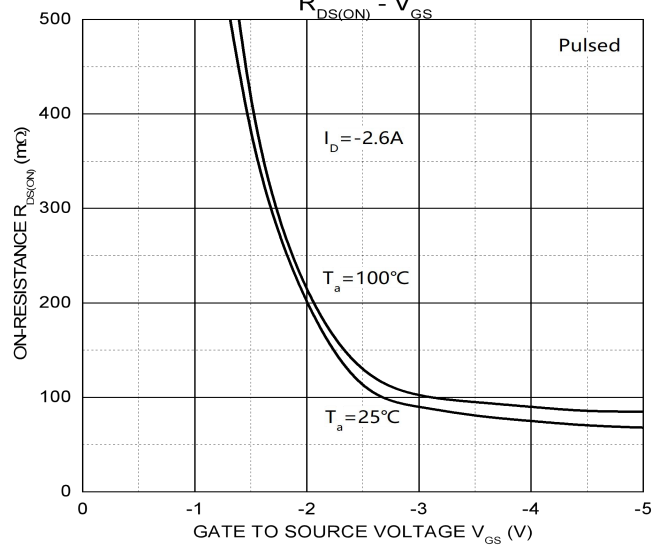
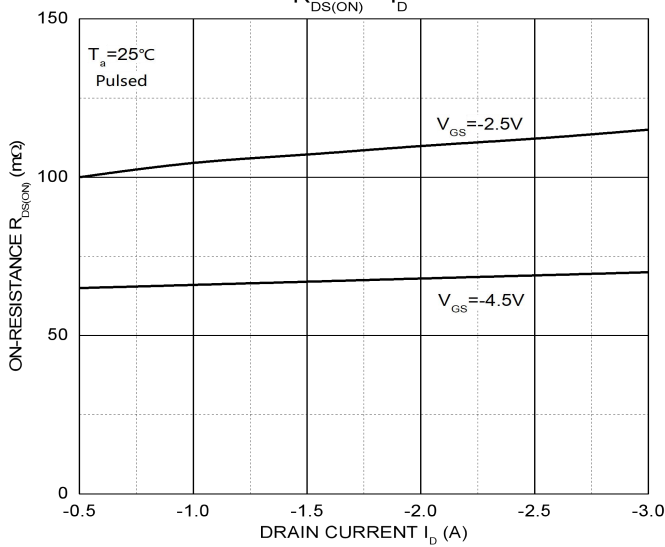
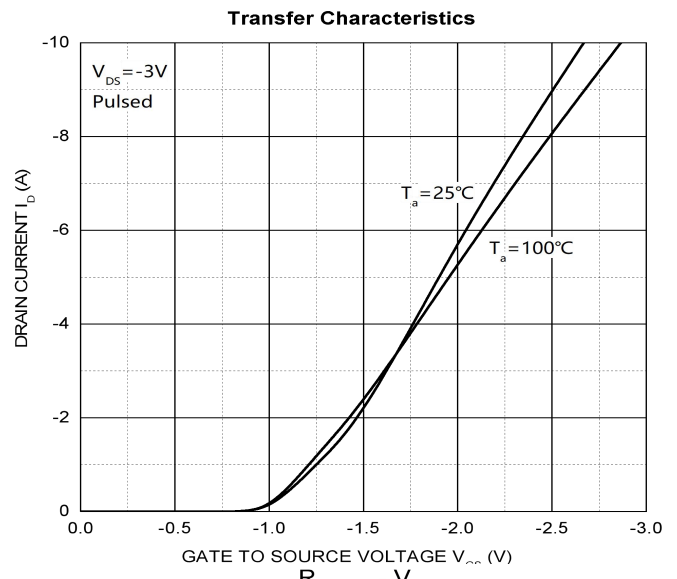
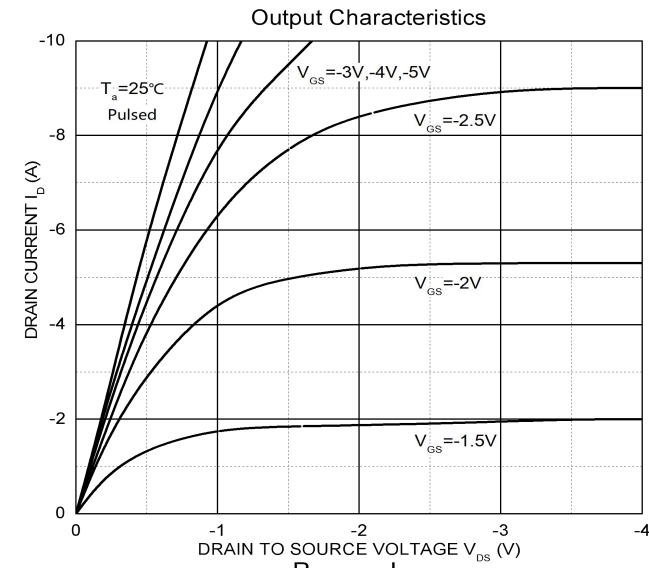
Parameter	Symbol	Test Condition	Min.	Typ.	Max.	Unit
Static Characteristics						
Drain-source breakdown voltage	V _{(BR)DSS}	V _{GS} = 0V, I _D = -250μA	-20			V
Zero gate voltage drain current	I _{DSS}	V _{DS} = -16V, V _{GS} = 0V			-1	μA
Gate-body leakage current	I _{GSS}	V _{GS} = ±12V, V _{DS} = 0V			±100	nA
Gate threshold voltage	V _{GS(th)}	V _{DS} = V _{GS} , I _D = -250μA	-0.5	-0.7	-1	V
Drain-source on-resistance	R _{DS(on)}	V _{GS} = -4.5V, I _D = -0.5A		70	90	mΩ
		V _{GS} = -2.5V, I _D = -0.5A		90	110	
Forward transconductance	g _{FS}	V _{DS} = -5V, I _D = -2A	5			S
Dynamic characteristics						
Input Capacitance	C _{iss}	V _{DS} = -10V, V _{GS} = 0V, f = 1MHz		405		pF
Output Capacitance	C _{oss}			75		
Reverse Transfer Capacitance	C _{rss}			55		
Gate resistance	R _g	f = 1MHz		6		Ω
Total Gate Charge	Q _g	V _{DS} = -10V, V _{GS} = -2.5V, I _D = -3A		3.3	12	nC
Gate-Source Charge	Q _{gs}			0.7		
Gate-Drain Charge	Q _{gd}			1.3		
Turn-on delay time	t _{d(on)}	V _{DD} = -10V, V _{GEN} = -4.5V, I _D = -1A R _L = 10Ω, R _{GEN} = 1Ω		11		ns
Turn-on rise time	t _r			35		
Turn-off delay time	t _{d(off)}			30		
Turn-off fall time	t _f			10		
Source-Drain Diode characteristics						
Diode Forward voltage	V _{DS}	V _{GS} = 0V, I _S = -1.25A		-0.7	-1.3	V

- Notes :**
1. Pulse Test : Pulse width ≤ 300μs, duty cycle ≤ 0.5%.
 2. Guaranteed by design, not subject to production testing.

Typical Characteristics - N-Channel Q1



Typical Characteristics - P-Channel Q2





Micro Commercial Components

Ordering Information :

Device	Packing
Part Number-TP	Tape&Reel: 3Kpcs/Reel

Note : Adding "-HF" suffix for halogen free, eg. Part Number-TP-HF

IMPORTANT NOTICE

Micro Commercial Components Corp. reserves the right to make changes without further notice to any product herein to make corrections, modifications , enhancements , improvements , or other changes . Micro Commercial Components Corp . does not assume any liability arising out of the application or use of any product described herein; neither does it convey any license under its patent rights ,nor the rights of others . The user of products in such applications shall assume all risks of such use and will agree to hold Micro Commercial Components Corp . and all the companies whose products are represented on our website, harmless against all damages.

LIFE SUPPORT

MCC's products are not authorized for use as critical components in life support devices or systems without the express written approval of Micro Commercial Components Corporation.

CUSTOMER AWARENESS

Counterfeiting of semiconductor parts is a growing problem in the industry. Micro Commercial Components (MCC) is taking strong measures to protect ourselves and our customers from the proliferation of counterfeit parts. MCC strongly encourages customers to purchase MCC parts either directly from MCC or from Authorized MCC Distributors who are listed by country on our web page cited below. Products customers buy either from MCC directly or from Authorized MCC Distributors are genuine parts, have full traceability, meet MCC's quality standards for handling and storage. MCC will not provide any warranty coverage or other assistance for parts bought from Unauthorized Sources. MCC is committed to combat this global problem and encourage our customers to do their part in stopping this practice by buying direct or from authorized distributors.

X-ON Electronics

Largest Supplier of Electrical and Electronic Components

Click to view similar products for [MOSFET](#) category:

Click to view products by [Micro Commercial Components \(MCC\)](#) manufacturer:

Other Similar products are found below :

[614233C](#) [648584F](#) [IRFD120](#) [JANTX2N5237](#) [FCA20N60_F109](#) [FDZ595PZ](#) [2SK2545\(Q,T\)](#) [405094E](#) [423220D](#) [TPCC8103,L1Q\(CM](#)
[MIC4420CM-TR](#) [VN1206L](#) [614234A](#) [715780A](#) [NTNS3166NZT5G](#) [SSM6J414TU,LF\(T](#) [751625C](#) [BUK954R8-60E](#) [NTE6400](#) [SQJ402EP-](#)
[T1-GE3](#) [2SK2614\(TE16L1,Q\)](#) [2N7002KW-FAI](#) [DMN1017UCP3-7](#) [EFC2J004NUZTDG](#) [ECH8691-TL-W](#) [FCAB21350L1](#) [P85W28HP2F-](#)
[7071](#) [DMN1053UCP4-7](#) [NTE221](#) [NTE222](#) [NTE2384](#) [NTE2903](#) [NTE2941](#) [NTE2945](#) [NTE2946](#) [NTE2960](#) [NTE2967](#) [NTE2969](#) [NTE2976](#)
[NTE6400A](#) [NTE2910](#) [NTE2916](#) [NTE2956](#) [NTE2911](#) [DMN2080UCB4-7](#) [TK10A80W,S4X\(S](#) [SSM6P69NU,LF](#) [DMP22D4UFO-7B](#)
[DMN1006UCA6-7](#) [DMN16M9UCA6-7](#)