	<b>E480232</b>
---	----------------

**Features**

- AEC-Q101 Qualified
- For Surface Mount Application in Order to Optimize Board Space
- Built-in Strain Relief
- Glass Passivated Junction
- Excellent Clamping Capability
- Repetition Rate(duty cycle):0.5%
- Fast Response Time: Typical Less Than 1ps From 0V to BV Min
- Typical  $I_D$  Less Than 1 $\mu$ A above 10V
- High Temperature Soldering: 260°C/10 Seconds at Terminals
- Halogen Free
- Moisture Sensitivity Level 1
- For Bidirectional Devices Add "C" To The Suffix of The Part Number: i.e.SMLJ10CAHE3 for 5% Tolerance
- Epoxy Meets UL 94 V-0 Flammability Rating
- Lead Free Finish/RoHS Compliant (Note1) ("P" Suffix Designates RoHS Compliant. See Ordering Information)

**Mechanical Data**

- Polarity: Color Band Denotes Positive End( Cathode) Except Bi-directional Types
- Weight: 0.007 ounce, 0.21 gram
- Manufacturing Code Added for Better Tracking
- Standard Packaging: 16mm Tape Per ( EIA 481).
- Terminals: Solderable Per MIL-STD-750, Method 2026

**Maximum Ratings**

- Operating Junction Temperature Range: -55°C to +175°C
- Storage Temperature Range: -55°C to +175°C
- Thermal Resistance: 17.5°C/W Junction to Lead
- Thermal Resistance: 75°C/W Junction to Ambient

**Electrical Characteristics @ 25°C Unless Otherwise Specified**

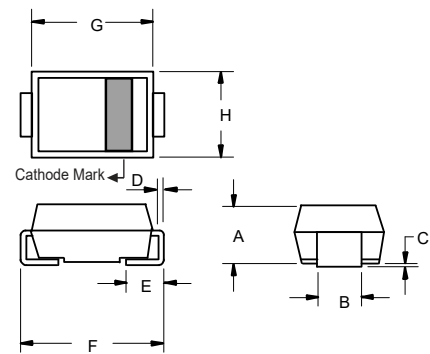
Peak Pulse Power Surge Current on 10/1000 $\mu$ s Waveform	$I_{PPM}$	See the Table	Note 2
Peak Pulse Power Dissipation on 10/1000 $\mu$ s Waveform	$P_{PPM}$	3000W(Min)	Note 2,3
Power Dissipation on infinite heat sink	$P_D$	6.5W	$T_L = 50^\circ\text{C}$ .

**Note:**

1. High Temperature Solder Exemption Applied, see EU Directive Annex 7a.
2. Non-repetitive current pulse, per Fig.3 and derated above  $T_A=25^\circ\text{C}$  per Fig.4.
3. Mounted on 8.0mm<sup>2</sup> copper pads to each terminal.

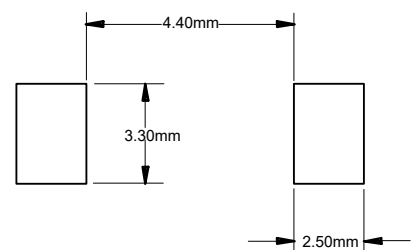
**3000 Watt TVS  
10 to 43 Volts**

**SMC (DO-214AB)  
(LEAD FRAME)**



DIM	INCHES		MM		NOTE
	MIN	MAX	MIN	MAX	
A	0.079	0.103	2.00	2.62	
B	0.108	0.128	2.75	3.25	
C	0.002	0.008	0.051	0.203	
D	0.006	0.012	0.152	0.305	
E	0.030	0.060	0.76	1.52	
F	0.305	0.320	7.75	8.13	
G	0.260	0.280	6.60	7.11	
H	0.220	0.245	5.59	6.22	

**Suggested Solder Pad Layout**



Electrical Characteristics @ 25°C Unless Otherwise Specified

MCC Part Number	Reverse Stand -Off Voltage	Breakdown Voltage $V_{BR}(V)$		Test Current	Max. Clamping Voltage @ $I_{PP}$	Peak Pulse Current	Reverse Leakage Current@ $V_{WM}$	Marking Code
	$V_{WM}(V)$	Min	Max	$I_T(mA)$	$V_C(V)$	$I_{PP}(A)$	$I_D(\mu A)$	
SMLJ10AHE3	10	11.1	12.3	5	17.0	176.4	15	PDX
SMLJ11AHE3	11	12.2	13.5	5	18.2	164.8	2	PDZ
SMLJ12AHE3	12	13.3	14.7	5	19.9	150.6	2	PEE
SMLJ13AHE3	13	14.4	15.9	5	21.5	139.4	2	PEG
SMLJ14AHE3	14	15.6	17.2	5	23.2	129.4	2	PEK
SMLJ15AHE3	15	16.7	18.5	5	24.4	123.0	2	PEM
SMLJ16AHE3	16	17.8	19.7	5	26.0	115.4	2	PEP
SMLJ17AHE3	17	18.9	20.9	5	27.6	106.6	2	PER
SMLJ18AHE3	18	20.0	22.1	5	29.2	102.8	2	PET
SMLJ20AHE3	20	22.2	24.5	5	32.4	92.6	2	PEV
SMLJ22AHE3	22	24.4	26.9	5	35.5	84.4	2	PEX
SMLJ24AHE3	24	26.7	29.5	5	38.9	77.2	2	PEZ
SMLJ26AHE3	26	28.9	31.9	5	42.1	71.2	2	PFE
SMLJ28AHE3	28	31.1	34.4	5	45.4	66.0	2	PFG
SMLJ30AHE3	30	33.3	36.8	5	48.4	62.0	2	PFK
SMLJ33AHE3	33	36.7	40.6	5	53.3	56.2	2	PFM
SMLJ36AHE3	36	40.0	44.2	5	58.1	51.6	2	PFP
SMLJ40AHE3	40	44.4	49.1	5	64.5	46.4	2	PFR
SMLJ43AHE3	43	47.8	52.8	5	69.4	43.2	2	PFT
SMLJ10CAHE3	10	11.1	12.3	5	17.0	176.4	15	DDX
SMLJ11CAHE3	11	12.2	13.5	5	18.2	164.8	2	DDZ
SMLJ12CAHE3	12	13.3	14.7	5	19.9	150.6	2	DEE
SMLJ13CAHE3	13	14.4	15.9	5	21.5	139.4	2	DEG
SMLJ14CAHE3	14	15.6	17.2	5	23.2	129.4	2	DEK
SMLJ15CAHE3	15	16.7	18.5	5	24.4	123.0	2	DEM
SMLJ16CAHE3	16	17.8	19.7	5	26.0	115.4	2	DEP
SMLJ17CAHE3	17	18.9	20.9	5	27.6	106.6	2	DER
SMLJ18CAHE3	18	20.0	22.1	5	29.2	102.8	2	DET
SMLJ20CAHE3	20	22.2	24.5	5	32.4	92.6	2	DEV
SMLJ22CAHE3	22	24.4	26.9	5	35.5	84.4	2	DEX
SMLJ24CAHE3	24	26.7	29.5	5	38.9	77.2	2	DEZ
SMLJ26CAHE3	26	28.9	31.9	5	42.1	71.2	2	DFE
SMLJ28CAHE3	28	31.1	34.4	5	45.4	66.0	2	DFG
SMLJ30CAHE3	30	33.3	36.8	5	48.4	62.0	2	DFK
SMLJ33CAHE3	33	36.7	40.6	5	53.3	56.2	2	DFM
SMLJ36CAHE3	36	40.0	44.2	5	58.1	51.6	2	DFP
SMLJ40CAHE3	40	44.4	49.1	5	64.5	46.4	2	DFR
SMLJ43CAHE3	43	47.8	52.8	5	69.4	43.2	2	DFT

**Curve Characteristics**

Fig. 1 - Peak Pulse Power Rating Curve

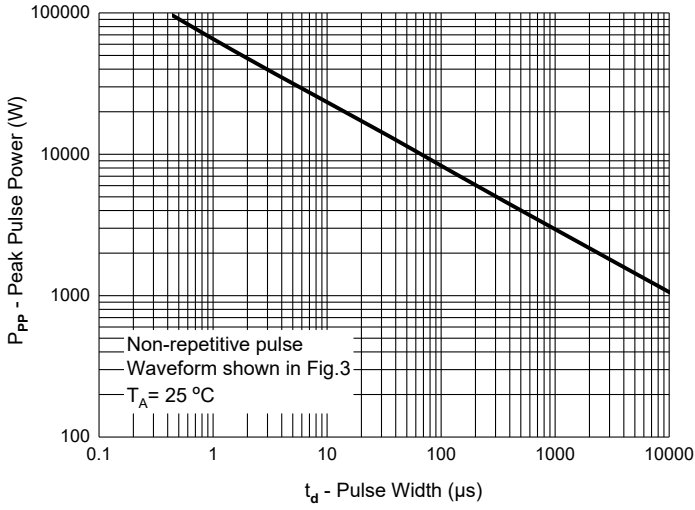


Fig. 2 - Typical Junction Capacitance

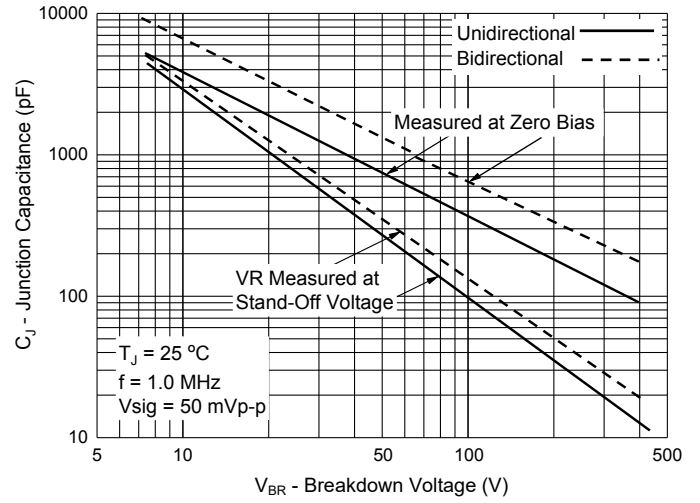


Fig. 3 - Pulse Waveform

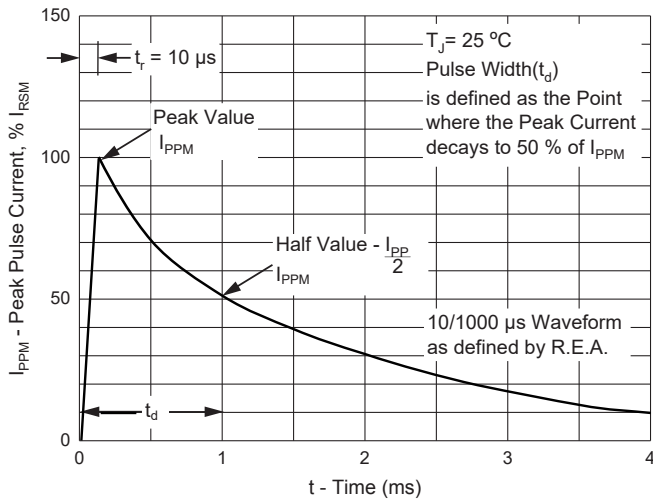
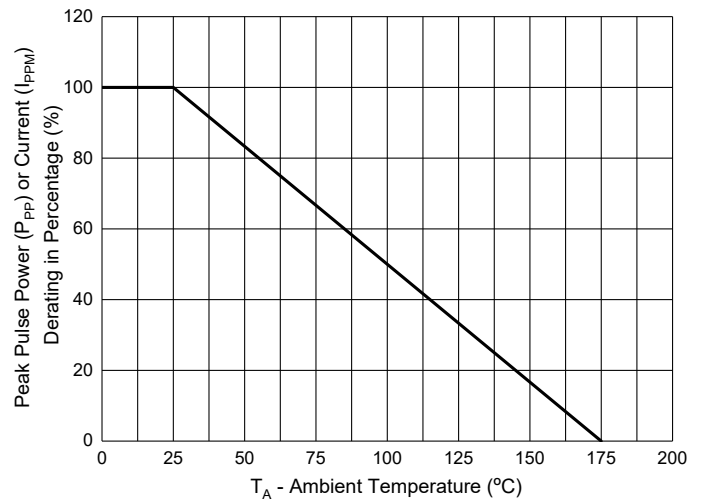


Fig. 4 - Pulse Derating Curve



## Ordering Information

Device	Packing
Part Number-TP	Tape&Reel:3Kpcs/Reel

Note : Adding "-HF" Suffix For Halogen Free, eg. Part Number-TP-HF

**\*\*\*IMPORTANT NOTICE\*\*\***

*Micro Commercial Components Corp.* reserves the right to make changes without further notice to any product herein to make corrections, modifications , enhancements , improvements , or other changes . *Micro Commercial Components Corp.* does not assume any liability arising out of the application or use of any product described herein; neither does it convey any license under its patent rights ,nor the rights of others . The user of products in such applications shall assume all risks of such use and will agree to hold *Micro Commercial Components Corp.* and all the companies whose products are represented on our website, harmless against all damages.

**\*\*\*LIFE SUPPORT\*\*\***

MCC's products are not authorized for use as critical components in life support devices or systems without the express written approval of Micro Commercial Components Corporation.

**\*\*\*CUSTOMER AWARENESS\*\*\***

Counterfeiting of semiconductor parts is a growing problem in the industry. Micro Commercial Components (MCC) is taking strong measures to protect ourselves and our customers from the proliferation of counterfeit parts. MCC strongly encourages customers to purchase MCC parts either directly from MCC or from Authorized MCC Distributors who are listed by country on our web page cited below. Products customers buy either from MCC directly or from Authorized MCC Distributors are genuine parts, have full traceability, meet MCC's quality standards for handling and storage. **MCC will not provide any warranty coverage or other assistance for parts bought from Unauthorized Sources.** MCC is committed to combat this global problem and encourage our customers to do their part in stopping this practice by buying direct or from authorized distributors.

## X-ON Electronics

Largest Supplier of Electrical and Electronic Components

*Click to view similar products for [ESD Suppressors / TVS Diodes](#) category:*

*Click to view products by [Micro Commercial Components \(MCC\)](#) manufacturer:*

Other Similar products are found below :

[NTE4902](#) [P4SMAJ15A](#) [P4SMAJ26A](#) [SMAJ400CA-TP](#) [TGL34-47CA](#) [ESDAULC45-1BF4](#) [SM1605E3/TR13](#) [SMF20A-TP](#) [P4SMAJ12A](#)  
[CPDUR24V-HF](#) [CPDQC5V0USP-HF](#) [CPDQC5V0-HF](#) [MPLAD30KP280A](#) [MPLAD30KP45CAE3](#) [MMBZ27VCLQ-7-F](#) [MMAD1108/TR13](#)  
[MPLAD30KP24A](#) [MPLAD30KP30CAE3](#) [ACPDQC5V0R-HF](#) [DFLT170A-7](#) [NTE4900](#) [NTE4926](#) [NTE4938](#) [JANTX1N6144A](#)  
[JANTX1N6057A](#) [SMF22A-TP](#) [SMF12A-TP](#) [SLVU2.8-TP](#) [SMLJ6.5CA-TP](#) [SMAJ6.5CA-TP](#) [MMAD1108E3/TR13](#) [JANTX1N6160A](#)  
[D5V0M1U2LP3-7](#) [SMAJ400A-TP](#) [AOZ8811DT-03](#) [AOZ8831DI-05](#) [AOZ8831DT-03](#) [SMAJ188CA](#) [3SMC33CA BK](#) [CPDQC3V3C-HF](#)  
[CPDQC12VE-HF](#) [GRPADATAJANTX1N6041A](#) [MPLAD30KP170CA](#) [82357120100](#) [5.0SMLJ15CA-TP](#) [5KP18A-TP](#) [P6KE8.2A-TP](#)  
[MPLAD30KP43CAE3](#) [SMAJ43A-TP](#) [D26V0H1U2LP16-7](#)