

Features

- Halogen Free. "Green" Device (Note 1)
- Lead Free Finish/RoHS Compliant (Note2) ("P" Suffix Designates Compliant. See Ordering Information)
- Glass Passivated Chip
- Ultra Fast Switching For High Efficiency
- For Surface Mounted Applications
- High Current Capability
- Low Reverse Leakage Current
- Epoxy Meets UL 94 V-0 Flammability Rating
- Moisture Sensitivity Level 1

Maximum Ratings

- Operating Junction Temperature Range: -50°C to +150°C
- Storage Temperature Range: -55°C to +150°C
- Maximum Thermal Resistance: 20 °C/W Junction to Lead

MCC Part Number	Device Marking	Maximum Recurrent Peak Reverse Voltage	Maximum RMS Voltage	Maximum DC Blocking Voltage
US2AFL	US2A	50V	35V	50V
US2BFL	US2B	100V	70V	100V
US2CFL	US2C	150V	105V	150V
US2DFL	US2D	200V	140V	200V
US2GFL	US2G	400V	280V	400V
US2JFL	US2J	600V	420V	600V
US2KFL	US2K	800V	560V	800V
US2MFL	US2M	1000V	700V	1000V

Electrical Characteristics @ 25°C Unless Otherwise Specified

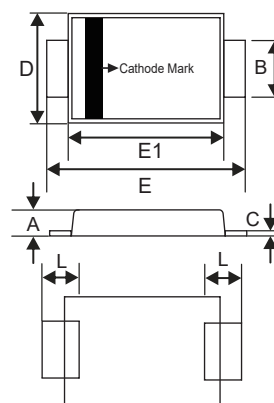
Average Forward Current	$I_{F(AV)}$	2.0A	$T_L=110^\circ\text{C}$
Peak Forward Surge Current	I_{FSM}	50A	8.3ms, Half Sine
Maximum Instantaneous Forward Voltage	V_F	US2AFL-US2DFL US2GFL US2JFL-US2MFL	$I_{FM}=1.0A$; $T_J=25^\circ\text{C}$
		1.0V	
		1.4V 1.7V	
Maximum DC Reverse Current At Rated DC Blocking Voltage	I_R	5.0µA 350µA	$T_J=25^\circ\text{C}$; $T_J=125^\circ\text{C}$
Maximum Reverse Recovery Time	t_{rr}	US2AFL-US2GFL US2JFL-US2MFL	$I_F=0.5A$; $I_R=1.0A$; $I_{RR}=0.25A$
		50ns 75ns	
Typical Junction Capacitance	C_J	28pF	Measured at 1.0MHz, $V_R=4.0V$

Note :

1. Halogen free "Green" products are defined as those which contain <900ppm bromine, <900ppm chlorine (<1500ppm total Br + Cl) and <1000ppm antimony compounds.
2. High Temperature Solder Exemption Applied, See EU Directive Annex Notes 7a.

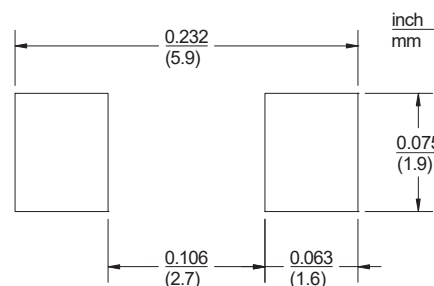
2 Amp Ultra Fast Rectifier 50 to 1000 Volts

DO-221AC(SMA-FL)



DIM	DIMENSIONS				NOTE
	INCHES		MM		
	MIN	MAX	MIN	MAX	
A	0.035	0.049	0.90	1.25	
B	0.049	0.065	1.25	1.65	
C	0.004	0.016	0.10	0.40	
D	0.089	0.116	2.25	2.95	
E	0.173	0.220	4.40	5.60	
E1	0.126	0.181	3.20	4.60	
L	0.020	0.059	0.50	1.50	

SUGGESTED SOLDER PAD LAYOUT



Curve Characteristics

Fig. 1 - Forward Current Derating Curve

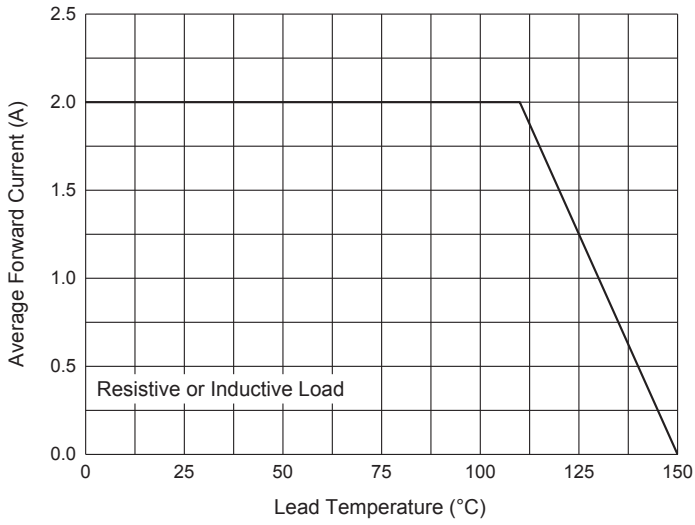


Fig. 2 - Maximum Non-Repetitive Peak Forward Surge Current

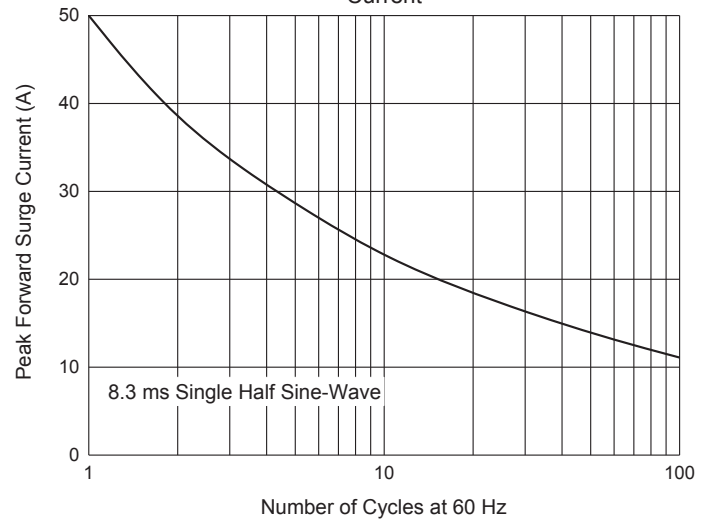


Fig. 3 - Typical Instantaneous Forward Characteristics

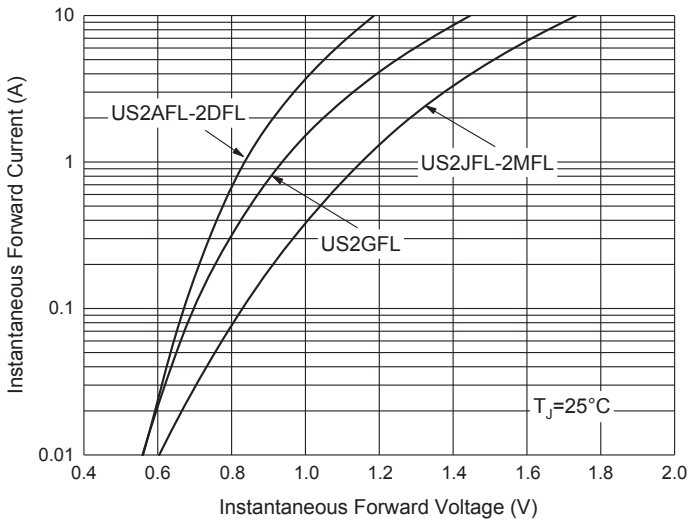
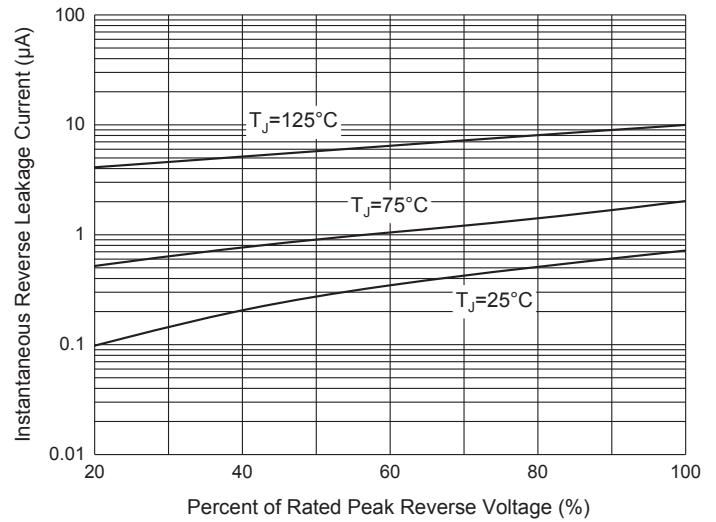


Fig. 4 - Typical Reverse Leakage Characteristics



Ordering Information

Device	Packing
Part Number-TP	Tape&Reel: 10Kpcs/Reel

IMPORTANT NOTICE

Micro Commercial Components Corp. reserves the right to make changes without further notice to any product herein to make corrections, modifications , enhancements , improvements , or other changes . **Micro Commercial Components Corp** . does not assume any liability arising out of the application or use of any product described herein; neither does it convey any license under its patent rights ,nor the rights of others . The user of products in such applications shall assume all risks of such use and will agree to hold **Micro Commercial Components Corp** . and all the companies whose products are represented on our website, harmless against all damages. **Micro Commercial Components Corp.** products are sold subject to the general terms and conditions of commercial sale, as published at <https://www.mccsemi.com/Home/TermsAndConditions>.

LIFE SUPPORT

MCC's products are not authorized for use as critical components in life support devices or systems without the express written approval of Micro Commercial Components Corporation.

CUSTOMER AWARENESS

Counterfeiting of semiconductor parts is a growing problem in the industry. Micro Commercial Components (MCC) is taking strong measures to protect ourselves and our customers from the proliferation of counterfeit parts. MCC strongly encourages customers to purchase MCC parts either directly from MCC or from Authorized MCC Distributors who are listed by country on our web page cited below. Products customers buy either from MCC directly or from Authorized MCC Distributors are genuine parts, have full traceability, meet MCC's quality standards for handling and storage. **MCC will not provide any warranty coverage or other assistance for parts bought from Unauthorized Sources.** MCC is committed to combat this global problem and encourage our customers to do their part in stopping this practice by buying direct or from authorized distributors.

X-ON Electronics

Largest Supplier of Electrical and Electronic Components

Click to view similar products for [Rectifiers](#) category:

Click to view products by [Micro Commercial Components \(MCC\)](#) manufacturer:

Other Similar products are found below :

[70HFR40](#) [RL252-TP](#) [150KR30A](#) [1N5397](#) [NTE5841](#) [NTE6038](#) [SCF5000](#) [1N4002G](#) [1N4005-TR](#) [JANS1N6640US](#) [481235F](#)
[RRE02VS6SGTR](#) [067907F](#) [MS306](#) [70HF40](#) [T85HFL60S02](#) [US2JFL-TP](#) [A1N5404G-G](#) [ACGRA4007-HF](#) [ACGRB207-HF](#)
[CLH03\(TE16L,Q\)](#) [ACGRC307-HF](#) [ACEFC304-HF](#) [NTE6356](#) [NTE6359](#) [NTE6002](#) [NTE6023](#) [NTE6039](#) [NTE6077](#) [85HFR60](#) [40HFR60](#)
[70HF120](#) [85HFR80](#) [D126A45C](#) [SCF7500](#) [D251N08B](#) [SCHJ22.5K](#) [SM100](#) [SCPA2](#) [SCH10000](#) [SDHD5K](#) [VS-12FL100S10](#) [ACGRA4001-](#)
[HF](#) [D1821SH45T PR](#) [D1251S45T](#) [NTE5990](#) [NTE6358](#) [NTE6162](#) [NTE5850](#) [SKN300/16](#)