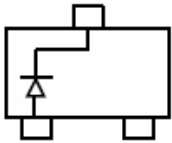
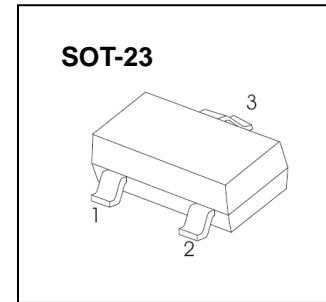


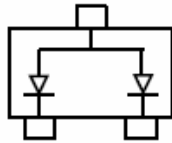
## SCHOTTKY DIODES

### FEATURES

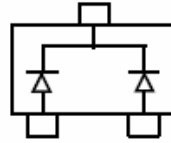
- Extremely Fast Switching Speed



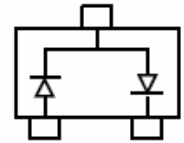
BAT54 MARKING: KL1



BAT54A MARKING: KL2



BAT54C MARKING: KL3



BAT54S MARKING: KL4

### Maximum Ratings @T<sub>A</sub>=25°C

| Parameter                            | Symbol           | Limits  | Unit |
|--------------------------------------|------------------|---------|------|
| Peak Repetitive Peak reverse voltage | V <sub>RRM</sub> | 30      | V    |
| Working Peak Reverse Voltage         | V <sub>RWM</sub> |         |      |
| DC Blocking Voltage                  | V <sub>R</sub>   |         |      |
| Forward Continuous Current           | I <sub>FM</sub>  | 200     | mA   |
| Power Dissipation                    | P <sub>D</sub>   | 200     | mW   |
| Storage temperature                  | T <sub>STG</sub> | -55-150 | °C   |

### Electrical Characteristics @T<sub>A</sub>=25°C

| Parameter                 | Symbol             | Min. | Typ. | Max. | Unit | Conditions  |
|---------------------------|--------------------|------|------|------|------|---|
| Reverse Breakdown Voltage | V <sub>(BR)R</sub> | 30   |      |      | V    | I <sub>R</sub> =100μA   |
| Forward voltage           | V <sub>F1</sub>    |      |      | 0.24 | V    | I <sub>F</sub> =0.1mA   |
|                           | V <sub>F2</sub>    |      |      | 0.32 | V    | I <sub>F</sub> =1mA   |
|                           | V <sub>F3</sub>    |      |      | 0.40 | V    | I <sub>F</sub> =10mA  |
|                           | V <sub>F4</sub>    |      |      | 0.50 | V    | I <sub>F</sub> =30mA  |
|                           | V <sub>F5</sub>    |      |      | 1    | V    | I <sub>F</sub> =100mA   |
| Reverse current           | I <sub>R</sub>     |      |      | 2    | μA   | V <sub>R</sub> =25V   |
| Diode Capacitance         | C <sub>D</sub>     |      |      | 10   | pF   | V <sub>R</sub> =1V, f=1MHz  |
| Reverse Recovery Time     | t <sub>rr</sub>    |      |      | 5    | nS   | I <sub>F</sub> =I <sub>R</sub> =10mA<br>I <sub>rr</sub> =0.1I <sub>R</sub> , R <sub>L</sub> =100Ω |



## Typical Characteristics

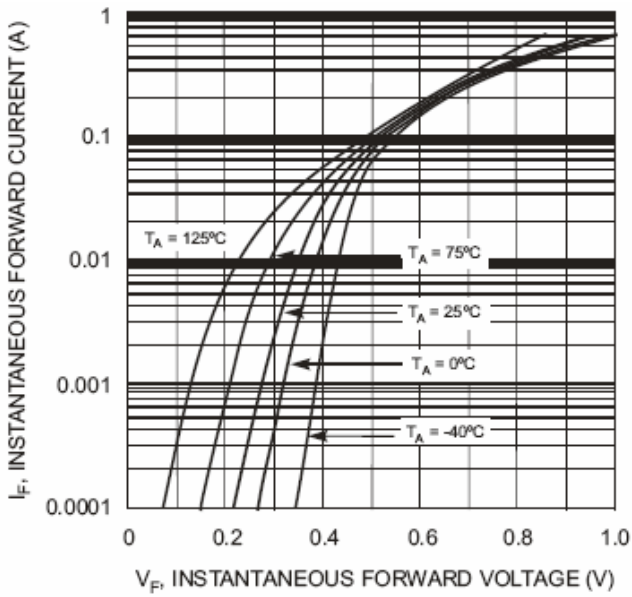


Fig. 1 Forward Characteristics

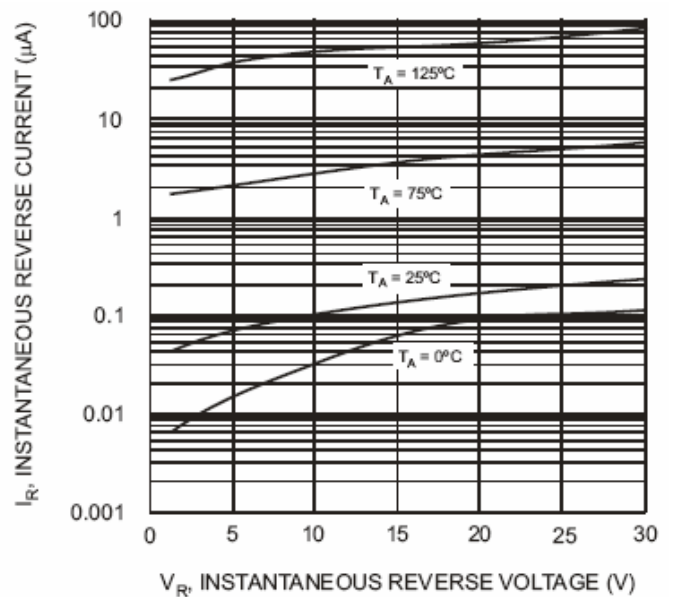


Fig. 2 Typical Reverse Characteristics

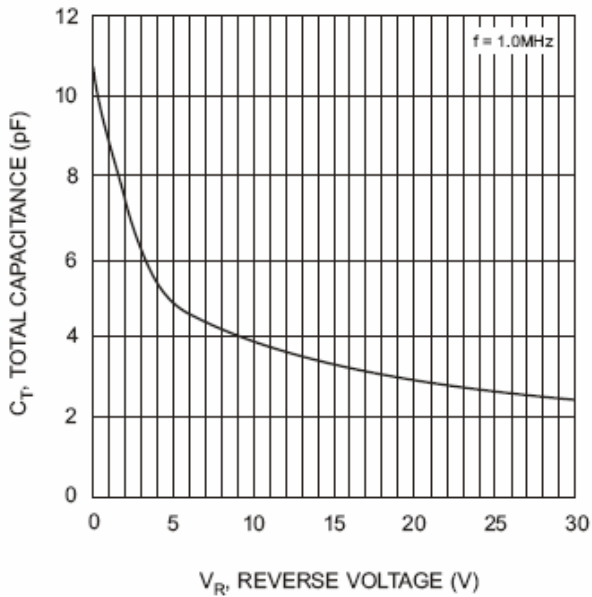


Fig. 3 Typical Capacitance vs. Reverse Voltage

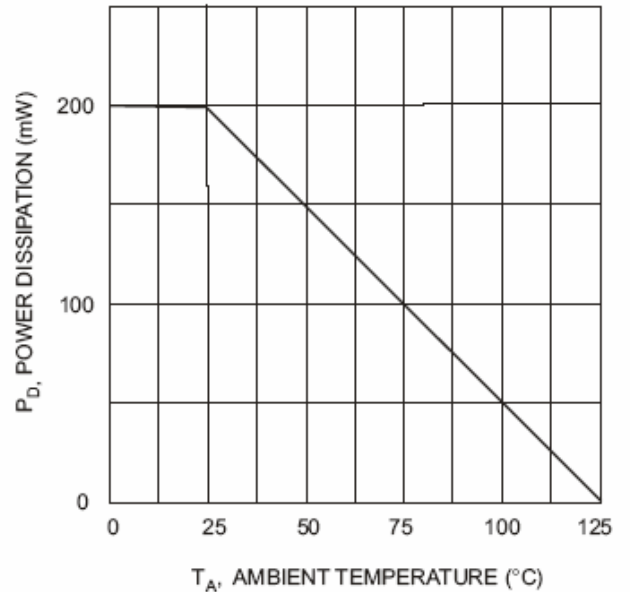


Fig. 4 Power Derating Curve



## X-ON Electronics

Largest Supplier of Electrical and Electronic Components

*Click to view similar products for [Schottky Diodes & Rectifiers](#) category:*

*Click to view products by [Microdiode Electronics](#) manufacturer:*

Other Similar products are found below :

[CUS06\(Te85L,Q,M\)](#) [MA4E2039](#) [D1FH3-5063](#) [MBR0530L-TP](#) [MBR10100CT-BP](#) [MBR30H100MFST1G](#) [MMBD301M3T5G](#) [PMAD1103-LF](#) [PMAD1108-LF](#) [RB160M-50TR](#) [RB520S-30](#) [RB551V-30](#) [DD350N18K](#) [DZ435N40K](#) [DZ600N16K](#) [BAS16E6433HTMA1](#) [BAS 3010S-02LRH E6327](#) [BAT 54-02LRH E6327](#) [IDL02G65C5XUMA1](#) [NSR05F40QNXT5G](#) [NSVR05F40NXT5G](#) [JANS1N6640](#) [SB07-03C-TB-H](#) [SB1003M3-TL-W](#) [SBAT54CWT1G](#) [SBM30-03-TR-E](#) [SBS818-TL-E](#) [SK32A-LTP](#) [SK33A-TP](#) [SK34A-TP](#) [SK34B-TP](#) [SMD1200PL-TP](#) [ACDBN160-HF](#) [SS3003CH-TL-E](#) [STPS30S45CW](#) [PDS3100Q-7](#) [GA01SHT18](#) [CRS10I30A\(Te85L,QM\)](#) [MBR1240MFST1G](#) [MBRB30H30CT-1G](#) [BAS28E6433HTMA1](#) [BAS 70-02L E6327](#) [HSB123JTR-E](#) [JANTX1N5712-1](#) [VS-STPS40L45CW-N3](#) [DD350N12K](#) [SB007-03C-TB-E](#) [SB10015M-TL-E](#) [SB1003M3-TL-E](#) [SK110-LTP](#)