

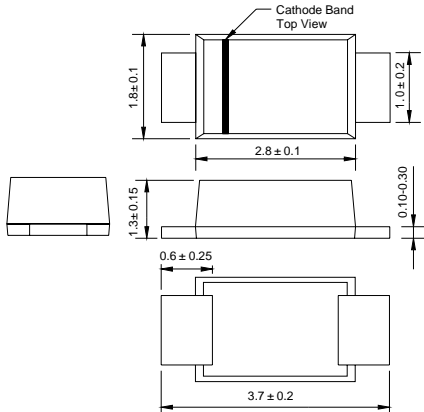


# DSK22 THRU DSK210

## SURFACE MOUNT SCHOTTKY BARRIER RECTIFIER

Reverse Voltage - 20 to 100 Volts Forward Current - 2.0 Ampere

### SOD-123FL



Dimensions in millimeters

### FEATURES

- ◆ The plastic package carries Underwriters Laboratory Flammability Classification 94V-0
- ◆ Metal silicon junction, majority carrier conduction
- ◆ Low power loss, high efficiency
- ◆ High forward surge current capability
- ◆ High temperature soldering guaranteed:  
250°C/10 seconds, 0.375" (9.5mm) lead length,  
5 lbs. (2.3kg) tension

### MECHANICAL DATA

**Case:** JEDEC SOD-123FL molded plastic body  
**Terminals:** Solderable per MIL-STD-750, Method 2026  
**Polarity:** Color band denotes cathode end  
**Mounting Position:** Any  
**Weight:** 0.0007 ounce, 0.02 grams

## MAXIMUM RATINGS AND ELECTRICAL CHARACTERISTICS

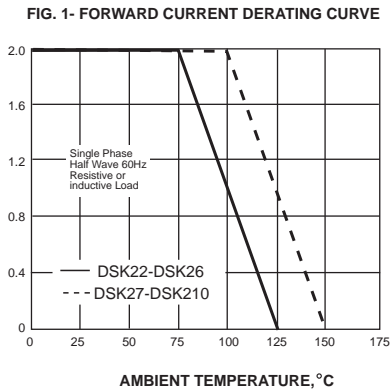
Ratings at 25°C ambient temperature unless otherwise specified.  
 Single phase half-wave 60Hz, resistive or inductive load, for capacitive load current derate by 20%.

| MDD Catalog Number  | SYMBOLS    | DSK22       | DSK23 | DSK24 | DSK25 | DSK26 | DSK27       | DSK28 | DSK29 | DSK210 | UNITS |    |
|---|------------|-------------|-------|-------|-------|-------|-------------|-------|-------|--------|-------|----|
|   |            | K22         | K23   | K24   | K25   | K26   | K27         | K28   | K29   | K210   |       |    |
| Maximum repetitive peak reverse voltage   | $V_{RRM}$  | 20          | 30    | 40    | 50    | 60    | 70          | 80    | 90    | 100    | VOLTS |    |
| Maximum RMS voltage   | $V_{RMS}$  | 14          | 21    | 28    | 35    | 42    | 49          | 56    | 63    | 70     | VOLTS |    |
| Maximum DC blocking voltage   | $V_{DC}$   | 20          | 30    | 40    | 50    | 60    | 70          | 80    | 90    | 100    | VOLTS |    |
| Maximum average forward rectified current   | $I_{(AV)}$ | 2.0         |       |       |       |       |             |       |       |        | Amp   |    |
| Peak forward surge current<br>8.3ms single half sine-wave superimposed on<br>rated load (JEDEC Method)          | $I_{FSM}$  | 40.0        |       |       |       |       |             |       |       |        | Amps  |    |
| Maximum instantaneous forward voltage at 2.0A   | $V_F$      | 0.55        |       |       | 0.70  |       | 0.85        |       |       |        | Volts |    |
| Maximum DC reverse current<br>at rated DC blocking voltage<br>$T_A=25^\circ\text{C}$<br>$T_A=100^\circ\text{C}$ | $I_R$      | 0.5         |       |       |       |       | 10.0        |       |       |        | mA    |    |
|   |            | 10.0        |       |       | 5.0   |       |             |       |       |        |       |    |
| Typical junction capacitance (NOTE 1)   | $C_J$      | 220         |       |       |       | 80    |             |       |       |        | pF    |    |
| Operating junction temperature range  | $T_J$      | -50 to +125 |       |       |       |       | -50 to +150 |       |       |        |       | °C |
| Storage temperature range   | $T_{STG}$  | -50 to +150 |       |       |       |       |             |       |       |        |       | °C |

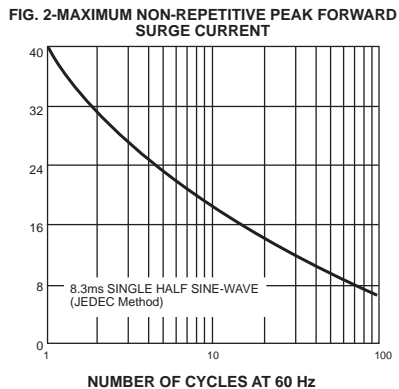
**Note:** 1. Measured at 1MHz and applied reverse voltage of 4.0V D.C.

# RATINGS AND CHARACTERISTIC CURVES DSK22 THRU DSK210

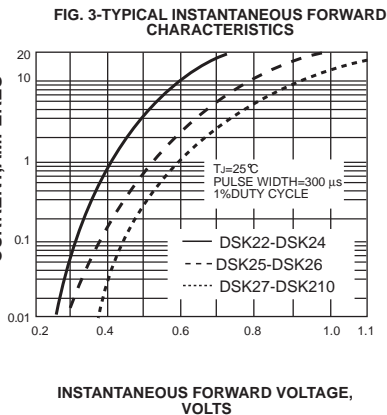
AVERAGE FORWARD RECTIFIED CURRENT, AMPERES



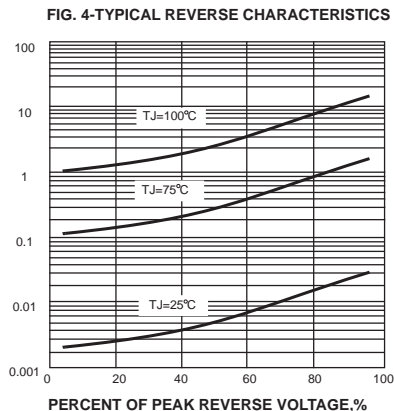
PEAK FORWARD SURGE CURRENT, AMPERES



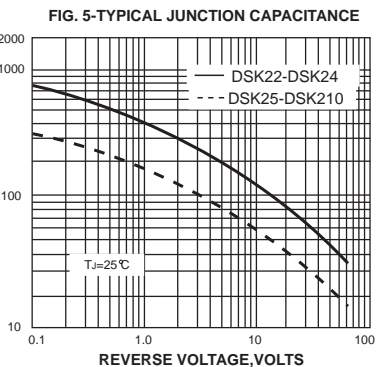
INSTANTANEOUS FORWARD CURRENT, AMPERES



INSTANTANEOUS REVERSE CURRENT, MILLIAMPERES



JUNCTION CAPACITANCE, pF



## X-ON Electronics

Largest Supplier of Electrical and Electronic Components

*Click to view similar products for [Schottky Diodes & Rectifiers](#) category:*

*Click to view products by [Microdiode Electronics](#) manufacturer:*

Other Similar products are found below :

[CUS06\(TE85L,Q,M\)](#) [MA4E2039](#) [D1FH3-5063](#) [MBR0530L-TP](#) [MBR10100CT-BP](#) [MBR30H100MFST1G](#) [MMBD301M3T5G](#) [PMAD1103-LF](#) [PMAD1108-LF](#) [RB160M-50TR](#) [RB520S-30](#) [RB551V-30](#) [DD350N18K](#) [DZ435N40K](#) [DZ600N16K](#) [BAS16E6433HTMA1](#) [BAS 3010S-02LRH E6327](#) [BAT 54-02LRH E6327](#) [IDL02G65C5XUMA1](#) [NSR05F40QNXT5G](#) [NSVR05F40NXT5G](#) [JANS1N6640](#) [SB07-03C-TB-H](#) [SB1003M3-TL-W](#) [SBAT54CWT1G](#) [SBM30-03-TR-E](#) [SBS818-TL-E](#) [SK32A-LTP](#) [SK33A-TP](#) [SK34A-TP](#) [SK34B-TP](#) [SMD1200PL-TP](#) [ACDBN160-HF](#) [SS3003CH-TL-E](#) [STPS30S45CW](#) [PDS3100Q-7](#) [GA01SHT18](#) [CRS10I30A\(TE85L,QM\)](#) [MBR1240MFST1G](#) [MBRB30H30CT-1G](#) [BAS28E6433HTMA1](#) [BAS 70-02L E6327](#) [HSB123JTR-E](#) [JANTX1N5712-1](#) [VS-STPS40L45CW-N3](#) [DD350N12K](#) [SB007-03C-TB-E](#) [SB10015M-TL-E](#) [SB1003M3-TL-E](#) [SK110-LTP](#)