

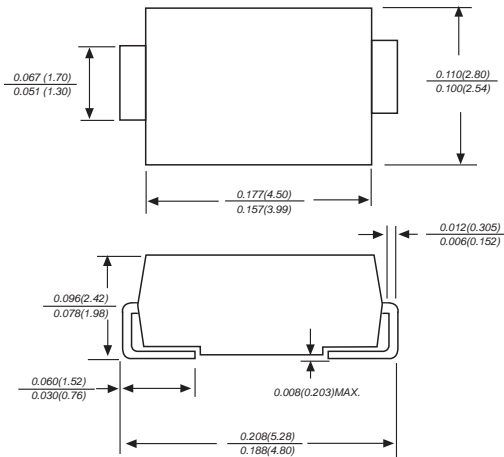


1SMA4728A THRU 1SMA200A

ZENER DIODES

Zener Voltage: 3.3-200V Peak Pulse Power: 1W

DO-214AC/SMA



Dimensions in inches and (millimeters)

FEATURE

- ◆ For surface mounted applications in order to optimize board space
- ◆ Low profile package
- ◆ Built-in strain relief
- ◆ Glass passivated junction
- ◆ Low inductance
- ◆ Typical I_R less than 5.0 μ A above 11V
- ◆ High temperature soldering guaranteed: 260°C / 10 seconds at terminals
- ◆ Plastic package has Underwriters Laboratory Flammability Classification 94V-0

MECHANICAL DATA

Case: Molded plastic over passivated junction

Terminals: Plated leads, solderable per MIL-STD 750, method 2025

Polarity: Color band denotes cathode end

Standard packaging: 12mm tape (EIA-481)

Weight: 0.002 ounce, 0.07 gram

MAXIMUM RATINGS AND ELECTRICAL CHARACTERISTICS

Ratings at 25°C ambient temperature unless otherwise specified.

| MDD Catalog Number | SYMBOLS | VALUE | UNITS |
|---|----------------|--------------|----------------|
| Peak Power Dissipation at $T_A=50^\circ\text{C}$, Derate above 50°C (Note 1) | P_D | 1.0 6.67 | Watts mW/°C |
| Peak Forward Surge Current, 8.3 ms Single Half Sine-wave Superimposed on Rated Load (JEDEC method) (Note 2) | I_{FSM} | 10.0 | Amps |
| Operating and Storage Temperature Range | T_J, T_{STG} | -55 to + 150 | °C |

Notes: 1. Mounted on 5.0mm² (0.013mm thick) land areas.

2. Measured on 8.3ms Single Half Sine-wave or Equivalent Square Wave, Duty Cycle=4 Pulses Per Minute Maximum.



www.microdiode.com

ELECTRICAL CHARACTERISTICS (TA=25°C unless otherwise noted) VF=1.2V max, IF=200mA for all types.

| Part Number | V _Z @ I _{ZT} | | | Maximum Zener Impedance | | | | Maximum Leakage Current | | Marking Code | Package |
|------------------------------------|----------------------------------|--------|--------|-----------------------------------|------|-----------------------------------|------|---------------------------------|-------|--------------|---------|
| | | | | Z _{ZT} @ I _{ZT} | | Z _{ZK} @ I _{ZK} | | I _R @ V _R | | | |
| | Nom. V | Min. V | Max. V | Ω | mA | Ω | mA | μA | V | | |
| 1.0 Watt ZENER Diodes -- continued | | | | | | | | | | | |
| 1SMA4728A | 3.3 | 3.1 | 3.5 | 10.0 | 76.0 | 400 | 1.00 | 100 | 1.0 | 728A | SMA |
| 1SMA4729A | 3.6 | 3.4 | 3.8 | 10.0 | 69.0 | 400 | 1.00 | 100 | 1.0 | 729A | SMA |
| 1SMA4730A | 3.9 | 3.7 | 4.1 | 9.0 | 64.0 | 400 | 1.00 | 50 | 1.0 | 730A | SMA |
| 1SMA4731A | 4.3 | 4.1 | 4.5 | 9.0 | 58.0 | 400 | 1.00 | 10 | 1.0 | 731A | SMA |
| 1SMA4732A | 4.7 | 4.5 | 4.9 | 8.0 | 53.0 | 500 | 1.00 | 10 | 1.0 | 732A | SMA |
| 1SMA4733A | 5.1 | 4.8 | 5.4 | 7.0 | 49.0 | 550 | 1.00 | 10 | 1.0 | 733A | SMA |
| 1SMA4734A | 5.6 | 5.3 | 5.9 | 5.0 | 45.0 | 600 | 1.00 | 10 | 2.0 | 734A | SMA |
| 1SMA4735A | 6.2 | 5.9 | 6.5 | 2.0 | 41.0 | 700 | 1.00 | 10 | 3.0 | 735A | SMA |
| 1SMA4736A | 6.8 | 6.5 | 7.1 | 3.5 | 37.0 | 700 | 1.00 | 10 | 4.0 | 736A | SMA |
| 1SMA4737A | 7.5 | 7.1 | 7.9 | 4.0 | 34.0 | 700 | 0.50 | 10 | 5.0 | 737A | SMA |
| 1SMA4738A | 8.2 | 7.8 | 8.6 | 4.5 | 31.0 | 700 | 0.50 | 10 | 6.0 | 738A | SMA |
| 1SAM4739A | 9.1 | 8.6 | 9.6 | 5.0 | 28.0 | 700 | 0.50 | 10 | 7.0 | 739A | SMA |
| 1SMA4740A | 10.0 | 9.5 | 10.5 | 7.0 | 25.0 | 700 | 0.25 | 10 | 7.6 | 740A | SMA |
| 1SMA4741A | 11.0 | 10.5 | 11.6 | 8.0 | 23.0 | 700 | 0.25 | 5.0 | 8.4 | 741A | SMA |
| 1SMA4742A | 12.0 | 11.4 | 12.6 | 9.0 | 21.0 | 700 | 0.25 | 5.0 | 9.1 | 742A | SMA |
| 1SMA4743A | 13.0 | 12.4 | 13.7 | 10.0 | 19.0 | 700 | 0.25 | 5.0 | 9.9 | 743A | SMA |
| 1SMA4744A | 15.0 | 14.3 | 15.8 | 14.0 | 17.0 | 700 | 0.25 | 5.0 | 11.4 | 744A | SMA |
| 1SMA4745A | 16.0 | 15.2 | 16.8 | 16.0 | 15.5 | 700 | 0.25 | 5.0 | 12.2 | 745A | SMA |
| 1SMA4746A | 18.0 | 17.1 | 18.9 | 20.0 | 14.0 | 750 | 0.25 | 5.0 | 13.7 | 746A | SMA |
| 1SMA4747A | 20.0 | 19.0 | 21.0 | 22.0 | 12.5 | 750 | 0.25 | 5.0 | 15.2 | 747A | SMA |
| 1SMA4748A | 22.0 | 20.9 | 23.1 | 23.0 | 11.5 | 750 | 0.25 | 5.0 | 16.7 | 748A | SMA |
| 1SMA4749A | 24.0 | 22.8 | 25.2 | 25.0 | 10.5 | 750 | 0.25 | 5.0 | 18.2 | 749A | SMA |
| 1SMA4750A | 27.0 | 25.7 | 28.4 | 35.0 | 9.5 | 750 | 0.25 | 5.0 | 20.6 | 750A | SMA |
| 1SMA4751A | 30.0 | 28.5 | 31.5 | 40.0 | 8.5 | 1000 | 0.25 | 5.0 | 22.8 | 751A | SMA |
| 1SMA4752A | 33.0 | 31.4 | 34.7 | 45.0 | 7.5 | 1000 | 0.25 | 5.0 | 25.1 | 752A | SMA |
| 1SMA4753A | 36.0 | 34.2 | 37.8 | 50.0 | 7.0 | 1000 | 0.25 | 5.0 | 27.4 | 753A | SMA |
| 1SMA4754A | 39.0 | 37.1 | 41 | 60.0 | 6.5 | 1000 | 0.25 | 5.0 | 29.7 | 754A | SMA |
| 1SMA4755A | 43.0 | 40.9 | 45.2 | 70.0 | 6.0 | 1500 | 0.25 | 5.0 | 32.7 | 755A | SMA |
| 1SMA4756A | 47.0 | 44.7 | 49.4 | 80.0 | 5.5 | 1500 | 0.25 | 5.0 | 35.8 | 756A | SMA |
| 1SMA4757A | 51.0 | 48.5 | 53.6 | 95.0 | 5.0 | 1500 | 0.25 | 5.0 | 38.8 | 757A | SMA |
| 1SMA4758A | 56.0 | 53.2 | 58.8 | 110 | 4.5 | 2000 | 0.25 | 5.0 | 42.6 | 758A | SMA |
| 1SMA4759A | 62.0 | 58.9 | 65.1 | 125 | 4.0 | 2000 | 0.25 | 5.0 | 47.1 | 759A | SMA |
| 1SMA4760A | 68.0 | 64.6 | 71.4 | 150 | 3.7 | 2000 | 0.25 | 5.0 | 51.7 | 760A | SMA |
| 1SMA4761A | 75.0 | 71.3 | 78.8 | 175 | 3.3 | 2000 | 0.25 | 5.0 | 56.0 | 761A | SMA |
| 1SMA4762A | 82.0 | 77.9 | 86.1 | 200 | 3.0 | 3000 | 0.25 | 5.0 | 62.2 | 762A | SMA |
| 1SMA4763A | 91.0 | 86.5 | 95.6 | 250 | 2.8 | 3000 | 0.25 | 5.0 | 69.2 | 763A | SMA |
| 1SMA4764A | 100 | 95.0 | 105 | 350 | 2.5 | 3000 | 0.25 | 5.0 | 76.0 | 100A | SMA |
| 1SMA110A | 110 | 104.5 | 115.5 | 450 | 2.3 | 4000 | 0.25 | 5.0 | 83.6 | 110A | SMA |
| 1SMA120A | 120 | 114 | 126 | 550 | 2.0 | 4500 | 0.25 | 5.0 | 91.2 | 120A | SMA |
| 1SMA130A | 130 | 123.5 | 136.5 | 700 | 1.9 | 5000 | 0.25 | 5.0 | 98.8 | 130A | SMA |
| 1SMA150A | 150 | 142.5 | 157.5 | 1000 | 1.7 | 6000 | 0.25 | 5.0 | 114.0 | 150A | SMA |
| 1SMA160A | 160 | 152 | 168 | 1100 | 1.6 | 6500 | 0.25 | 5.0 | 121.6 | 160A | SMA |
| 1SMA180A | 180 | 171 | 189 | 1200 | 1.4 | 7000 | 0.25 | 5.0 | 136.8 | 180A | SMA |
| 1SMA200A | 200 | 190 | 210 | 1500 | 1.2 | 8000 | 0.25 | 5.0 | 152.0 | 200A | SMA |

RATINGS AND CHARACTERISTIC CURVES(1SMA4728A THRU 1SMA200A)

FIG.1- POWER TEMPERATURE DERATING CURVE

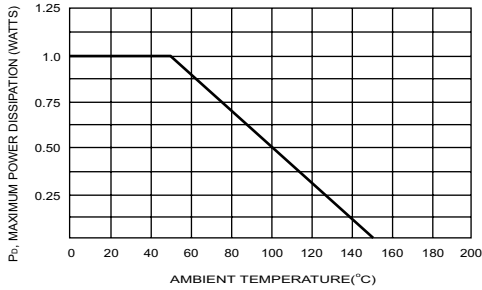


FIG.2- TYPICAL FORWARD CHARACTERISTICS

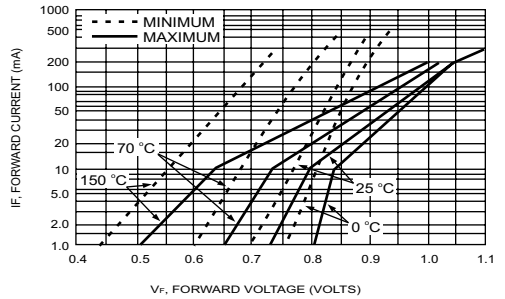


FIG.3- EFFECT OF ZENER CURRENT ON ZENER IMPEDANCE

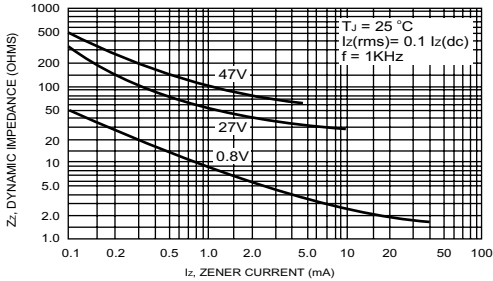


FIG.5- TYPICAL LEAKAGE CURRENT

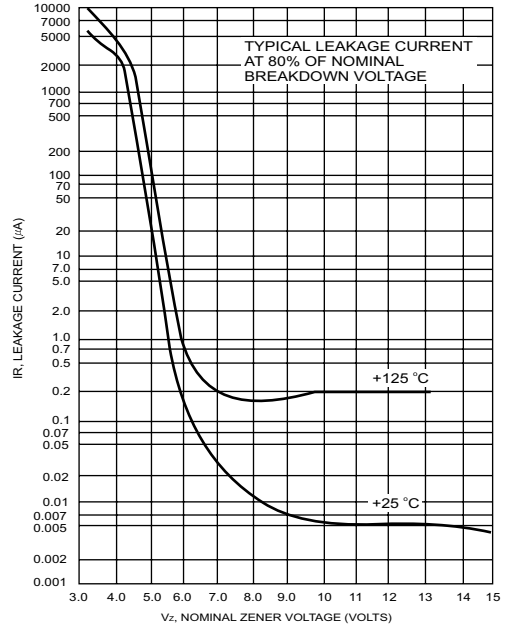


FIG.4- EFFECT OF ZENER VOLTAGE ON ZENER IMPEDANCE

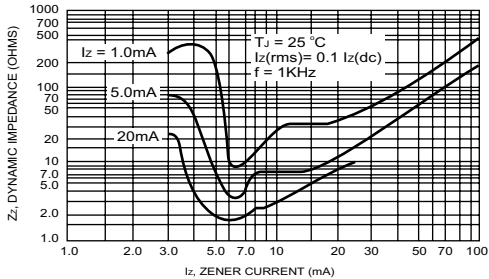


FIG.6- TYPICAL CAPACITANCE versus Vz

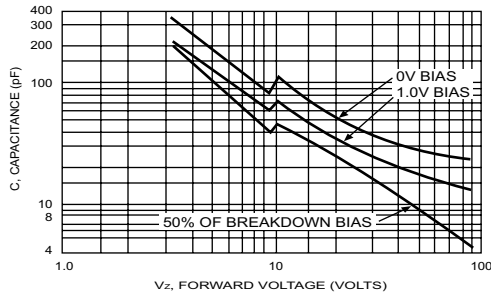
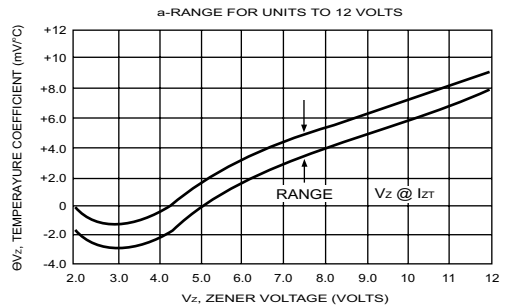


FIG.7- TEMPERATURE COEFFICIENTS



The cruve graph is for reference only, can't be the basis for judgment(曲线图仅供参考)!



RATINGS AND CHARACTERISTIC CURVES(1SMA4728A THRU 1SMA200A)

FIG.7- TEMPERATURE COEFFICIENTS

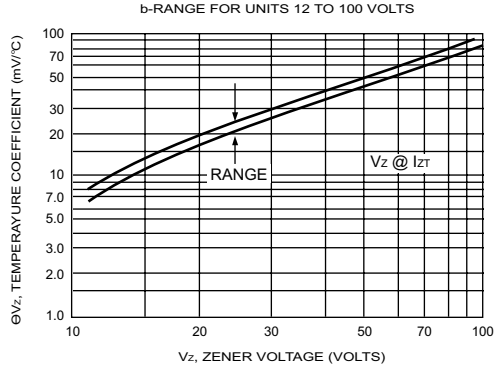


FIG.8- EFFECT OF ZENER CURRENT

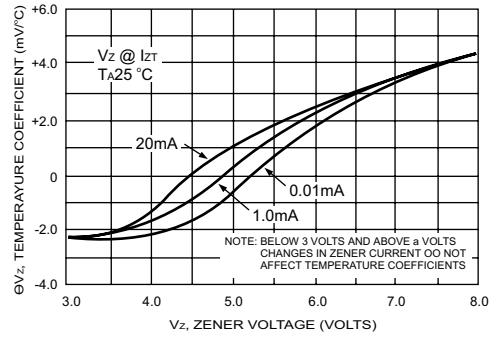
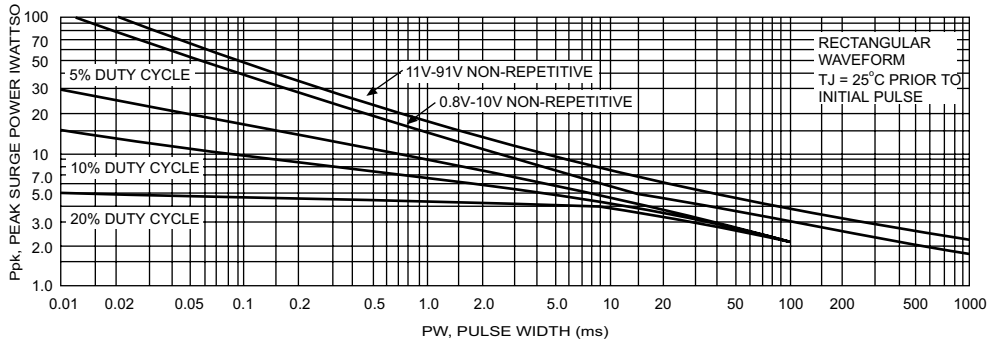


FIG.9- MAXIMUM SURGE POWER



The cruve graph is for reference only, can't be the basis for judgment(曲线图仅供参考)!



X-ON Electronics

Largest Supplier of Electrical and Electronic Components

Click to view similar products for [Zener Diodes](#) category:

Click to view products by [Microdiode Electronics](#) manufacturer:

Other Similar products are found below :

[RKZ13B2KG#P1](#) [DL5234B](#) [EDZTE6113B](#) [1N4682](#) [1N4691](#) [1N4693](#) [1N4732A](#) [1N4736A](#) [1N4750A](#) [1N4759ARL](#) [1N5241B](#) [1N5365B](#)
[1N5369B](#) [1N747A](#) [1N959B](#) [1N964B](#) [1N966B](#) [1N968B](#) [1N972B](#) [NTE5121A](#) [NTE5147A](#) [NTE5152A](#) [NTE5155A](#) [NTE5164A](#)
[JANS1N4974US](#) [1N4692](#) [1N4700](#) [1N4702](#) [1N4704](#) [1N4711](#) [1N4714](#) [1N4737A](#) [1N4745ARL](#) [1N4752A](#) [1N4752ARL](#) [1N4760ARL](#)
[1N5221B](#) [1N5236B](#) [1N5241BTR](#) [1N5242BTR](#) [1N5350B](#) [1N5352B](#) [1N961BRR1](#) [1N964BRL](#) [RKZ5.1BKU#P6](#) [3SMAJ5946B-TP](#)
[3SMAJ5950B-TP](#) [3SMBJ5925B-TP](#) [441774C](#) [BZX84C3V9](#)