

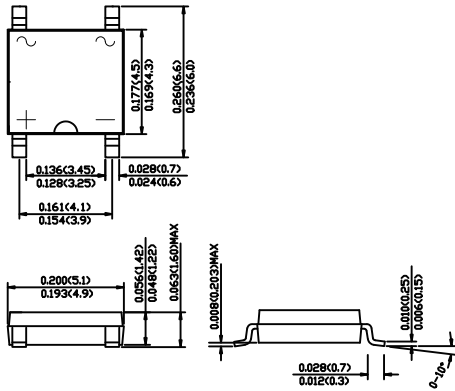


ABS2 THRU ABS10

SINGLE PHASE GLASS PASSIVATED BRIDGE RECTIFIERS

Voltage Range - 200 to 1000 Volts Current - 0.8/1.0 Ampere

ABS



Dimensions in inches and (millimeters)

FEATURES

- ◆ Ideal for printed circuit board
- ◆ Reliable low cost construction utilizing molded plastic technique
- ◆ High temperature soldering guaranteed: 260°C/10 seconds at 5 lbs., (2.3kg) tension
- ◆ Small size, simple installation
- ◆ High surge current capability
- ◆ Glass passivated chip junction

MECHANICAL DATA

Case: Molded plastic body

Terminals: Plated leads solderable per MIL-STD-750, Method 2026

Polarity: Polarity symbols marked on case

Mounting Position: Any

MAXIMUM RATINGS AND ELECTRICAL CHARACTERISTICS

Ratings at 25°C ambient temperature unless otherwise specified.

Single phase half-wave 60Hz, resistive or inductive load, for capacitive load derate current by 20%.

MDD Catalog Number	SYMBOLS	ABS2	ABS4	ABS6	ABS8	ABS10	UNITS
Maximum repetitive peak reverse voltage	V_{RRM}	200	400	600	800	1000	VOLTS
Maximum RMS voltage	V_{RMS}	140	280	420	560	700	VOLTS
Maximum DC blocking voltage	V_{DC}	200	400	600	800	1000	VOLTS
Maximum average forward rectified current On glass-epoxy P.C.B.(Note1) On aluminum substrate(Note2)	$I_{F(AV)}$			0.8 1.0			Amps
Peak forward surge current, 8.3ms single half sine-wave superimposed on rated load (JEDEC Method)	I_{FSM}			30			Amps
Maximum instantaneous forward voltage drop per leg at 1A	V_F			0.95			Volts
Maximum DC reverse current at rated DC blocking voltage $T_A=25^\circ C$ $T_A=100^\circ C$	I_R			5 100			μA μA
Typical thermal resistance(NOTE 3)	$R_{\theta JL}$ $R_{\theta JA}$			25 80			$^\circ C/W$
Operating temperature range	T_J			-55 to +150			$^\circ C$
storage temperature range	T_{STG}			-55 to +150			$^\circ C$

NOTES:1.On glass epoxy P.C.B. mounted on 0.05x0.05"(1.3x1.3mm) pads

2.On aluminum substrate P.C.B. with on area of 0.8"x0.8"(20x20mm) mounted on 0.05X0.05"(1.3X1.3mm) solder pad

3.Thermal resistance form junction to ambient and junction to lead mounted on P.C.B. with 0.2X0.2"(5X5mm) copper pads.



www.microdiode.com

RATINGS AND CHARACTERISTIC CURVES ABS2 THRU ABS10

FIG.1 TYPICAL FORWARD CHARACTERISTICS

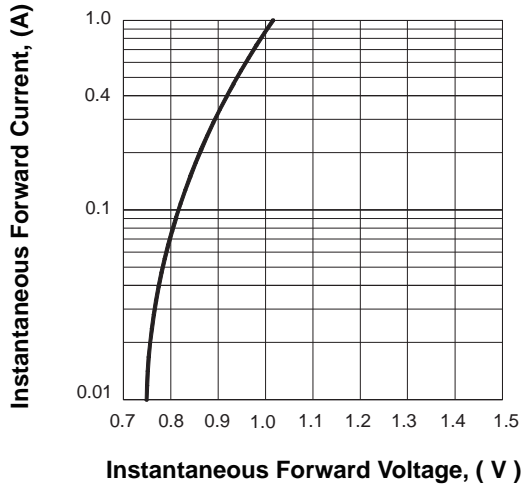


FIG.2 FORWARD DERATING CURVE

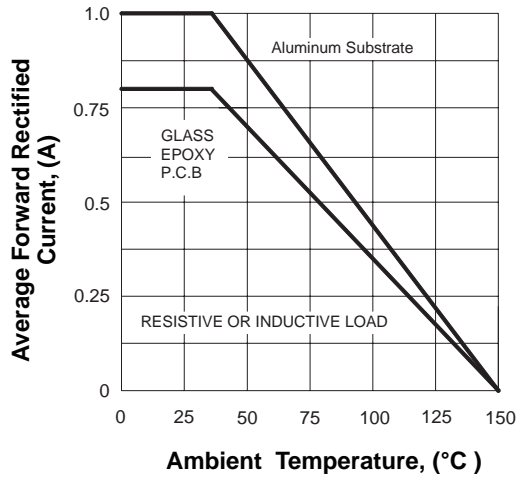


FIG.3 TYPICAL REVERSE CHARACTERISTICS

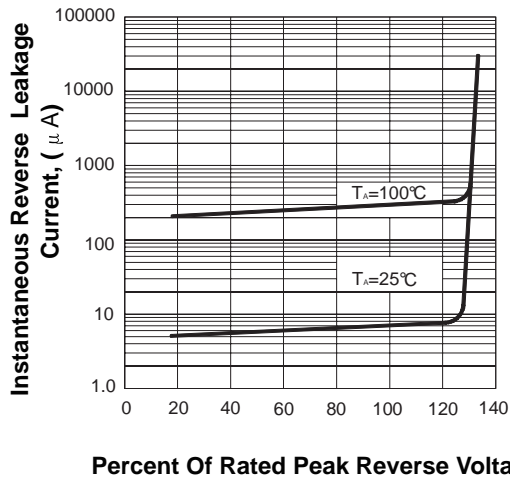
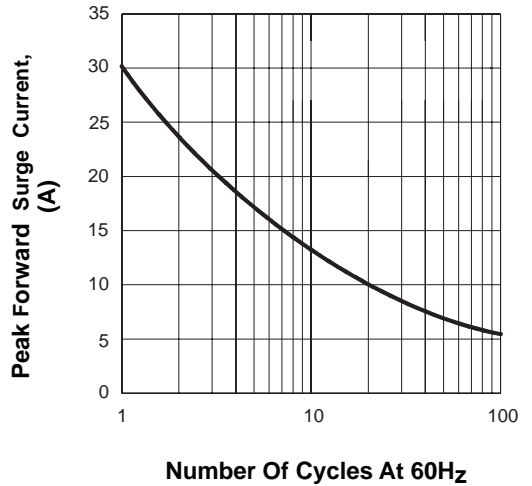


FIG.4 PEAK FORWARD SURGE CURRENT



The cruve graph is for reference only, can't be the basis for judgment(曲线图仅供参考)!



X-ON Electronics

Largest Supplier of Electrical and Electronic Components

Click to view similar products for [Bridge Rectifiers](#) category:

Click to view products by [Microdiode Electronics](#) manufacturer:

Other Similar products are found below :

[MB252](#) [MB356G](#) [MB358G](#) [MP358-BP](#) [90MT160KPBF](#) [GBJ1504-BP](#) [GBU10B-BP](#) [GBU15J-BP](#) [GBU15K-BP](#) [GBU4A-BP](#) [GBU4D-BP](#)
[GSIB680-E3/45](#) [DB101-BP](#) [DF01](#) [DF10SA-E345](#) [BU1508-E3/45](#) [BU1510-E3/45](#) [KBPC50-10S](#) [RS405GL-BP](#) [26MT120](#) [G5SBA60-E3/51](#)
[GBJ1502-BP](#) [GBU10J-BP](#) [GBU4J-BP](#) [GBU6M](#) [GBU8D-BP](#) [GBU8J-BP](#) [GSIB1520-E3/45](#) [TB102M](#) [MB1510](#) [MB6M-G](#) [MB86](#) [TL401G](#)
[MDA920A2](#) [TU602](#) [TU810](#) [MP501W-BP](#) [MP502-BP](#) [BR1005-BP](#) [BR101-BP](#) [BR84DTP204](#) [BU1010A-E3/51](#) [BU1508-E3/51](#) [BU2006-](#)
[E3/45](#) [BU2008-E3/51](#) [KBPC25-02](#) [VS-60MT120KPBF](#) [DB105-BP](#) [DBB08G-TM-E](#) [DBD250G](#)