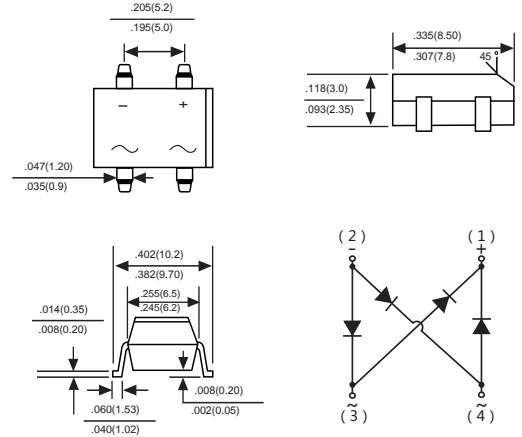




SINGLE PHASE GLASS PASSIVATED BRIDGE RECTIFIERS

Features

- ◆ Ideal for printed circuit board
- ◆ Reliable low cost construction utilizing molded plastic technique
- ◆ High temperature soldering guaranteed: 260°/10 seconds at 5 lbs., (2.3kg) tension
- ◆ Small size, simple installation
- ◆ High surge current capability



Mechanical Data

Case : JEDEC DBS Molded plastic body
Terminals : Solder plated, solderable per MIL-STD-750, Method 2026
Polarity : Polarity symbol marking on body
Mounting Position : Any
Weight : 0.02 ounce, 0.4 grams

Dimensions in inches and (millimeters)

Maximum Ratings And Electrical Characteristics

Ratings at 25°C ambient temperature unless otherwise specified.

Single phase half-wave 60Hz, resistive or inductive load, for capacitive load current derate by 20%.

Parameter	SYMBOLS	MDD DB151S	MDD DB152S	MDD DB153S	MDD DB154S	MDD DB155S	MDD DB156S	MDD DB157S	UNITS
Marking Code									
Maximum repetitive peak reverse voltage	V_{RRM}	50	100	200	400	600	800	1000	V
Maximum RMS voltage	V_{RMS}	35	70	140	280	420	560	700	V
Maximum DC blocking voltage	V_{DC}	50	100	200	400	600	800	1000	V
Maximum average forward rectified current at $T_C=40^\circ C$	$I_{F(AV)}$	1.5							A
Peak forward surge current, 8.3ms single half sine-wave superimposed on rated load (JEDEC Method)	I_{FSM}	50							A
Maximum instantaneous forward voltage drop per leg at 1.5A	V_F	1.1							V
Maximum DC reverse current at rated DC blocking voltage $T_A=25^\circ C$ $T_A=100^\circ C$	I_R	10 500							μA μA
Operating temperature range	T_J	-55 to +150							$^\circ C$
storage temperature range	T_{STG}	-55 to +150							$^\circ C$

NOTES: DBS for surface mount package.



DB151S THRU DB157S

Voltage Range - 50 to 1000 Volts Current - 1.5 Ampere

Ratings And Characteristic Curves

FIG. 1- MAXIMUM DERATING CURVE FOR OUTPUT RECTIFIED CURRENT

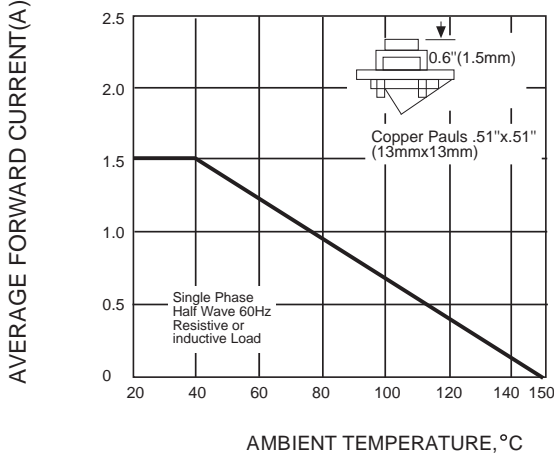


FIG. 2- MAXIMUM NON-REPETITIVE PEAK FORWARD SURGE CURRENT

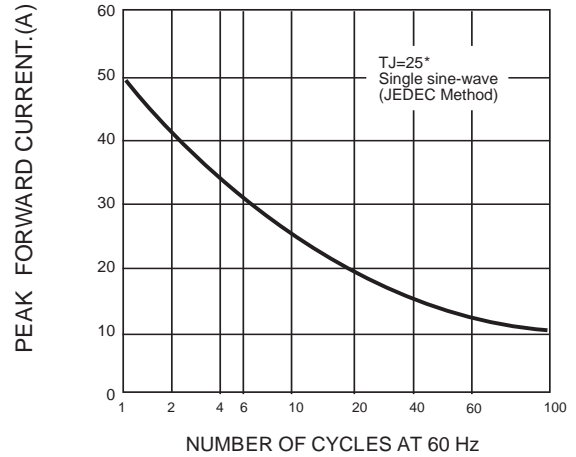


FIG. 3-TYPICAL REVERSE CHARACTERISTICS PER BRIDGE ELEMENT

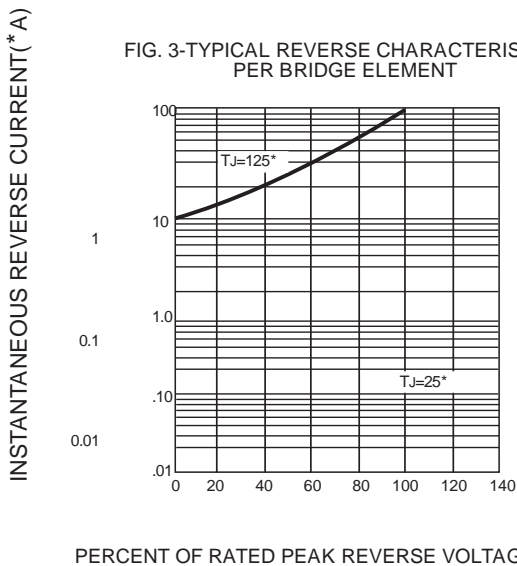


FIG. 4-TYPICAL FORWARD CHARACTERISTICS PER BRIDGE ELEMENT

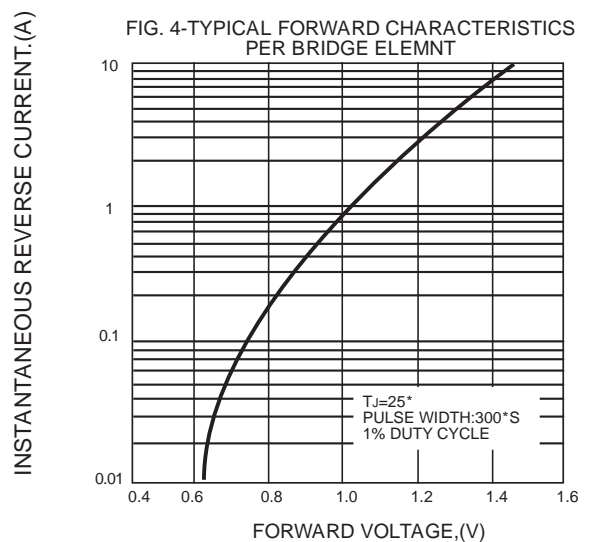
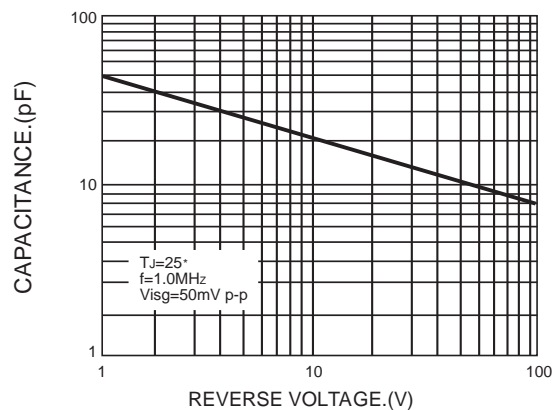


FIG. 3-TYPICAL JUNCTION CAPACITANCE PER BRIDGE ELEMENT



The curve above is for reference only.

X-ON Electronics

Largest Supplier of Electrical and Electronic Components

Click to view similar products for [Bridge Rectifiers](#) category:

Click to view products by [Microdiode Electronics](#) manufacturer:

Other Similar products are found below :

[MB2510](#) [MB252](#) [MB356G](#) [MB358G](#) [MP358-BP](#) [90MT160KPBF](#) [GBJ1504-BP](#) [GBU10B-BP](#) [GBU15J-BP](#) [GBU15K-BP](#) [GBU4A-BP](#)
[GBU4D-BP](#) [GSIB680-E3/45](#) [DB101-BP](#) [DF01](#) [DF10SA-E345](#) [BU1508-E3/45](#) [BU1510-E3/45](#) [KBPC50-10S](#) [RS405GL-BP](#) [26MT120](#)
[G5SBA60-E3/51](#) [GBJ1502-BP](#) [GBU10J-BP](#) [GBU4J-BP](#) [GBU6M](#) [GBU8D-BP](#) [GBU8J-BP](#) [GSIB1520-E3/45](#) [TB102M](#) [MB1510](#) [MB6M-G](#)
[MB86](#) [TL401G](#) [MDA920A2](#) [TU602](#) [TU810](#) [MP501W-BP](#) [MP502-BP](#) [BR1005-BP](#) [BR101-BP](#) [BR84DTP204](#) [BU1010A-E3/51](#) [BU1508-](#)
[E3/51](#) [BU2006-E3/45](#) [BU2008-E3/51](#) [US15KB80R-7000](#) [KBPC25-02](#) [VS-60MT120KPBF](#) [DB105-BP](#)