



# ESD5Z Series

## Transient Voltage Suppressors

### SOD-523 Plastic-Encapsulate ESD Protection Diodes

## DESCRIPTION

The ESD5Z Series is designed to protect voltage sensitive components from ESD and transient voltage events. Excellent clamping capability, low leakage, and fast response time, make these parts ideal for ESD protection on designs where board space is at a premium. Because of its small size, it is suited for use in cellular phones, portable devices, digital cameras, power supplies and many other portable applications..

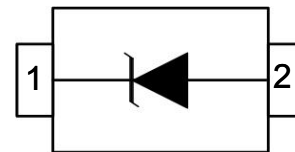
## Features

- ◆ IEC61000-4-2 Level 4 ESD Protection
- ◆ Protects one directional I/O line
- ◆ Low clamping voltage
- ◆ Working voltages : 2.5V,3.3V,5V,6V,7V, 12V,15V
- ◆ Low leakage current)

## Pin Configuration



## Circuit Diagram



## Applications

- ◆ Cell Phone Handsets and Accessories
- ◆ Microprocessor based equipment
- ◆ Personal Digital Assistants (PDA's)
- ◆ Notebooks, Desktops, and Servers
- ◆ Portable Instrumentation
- ◆ Peripherals

## Mechanical Characteristics

- ◆ Package: SOD-523
- ◆ Flammability Rating: UL 94V-0
- ◆ High temperature soldering guaranteed: 260 °C/10s
- ◆ Packaging: Tape and Reel

## Absolute Maximum Ratings (T<sub>A</sub>=25°C unless otherwise specified)

Parameter	Symbol	Value	Unit
ESD per IEC 61000-4-2 (Air)	V <sub>ESD</sub>	± 30	kV
ESD per IEC 61000-4-2 (Contact)		± 22	
ESD Voltage per human body model	ESD	16	kV
ESD Voltage per machine model		400	V
Total Power Dissipation on FR-5 Board (Note 1) @ T <sub>a</sub> =25°C	P <sub>D</sub>	150	mW
Junction and Storage Temperature	T <sub>J</sub> ,T <sub>STG</sub>	-55 to +150	°C
Lead Solder Temperature – Maximum (10 Second Duration)	T <sub>L</sub>	260(10S)	°C

these ratings are limiting values above which the serviceability of the diode may be impaired

Note:1.FR-5=1.0x0.75x0.62 in

2.The above data above is for reference only.



# ESD5Z Series

## Transient Voltage Suppressors

### Electrical Characteristics (T<sub>A</sub>=25°C unless otherwise specified)

PART NUMBER	DEVICE MARKING	V <sub>RWM</sub> (V)	I <sub>R</sub> (μ)	V <sub>B</sub> (V)	I <sub>T</sub>	V <sub>C</sub> (V)		V <sub>C</sub> (V)		P <sub>PK</sub> (W)	C <sub>J</sub> (pF)
		Max	M	Min	(mA)	Max	@A	Max	@A	Max	Max
ESD5Z2V5	ZD + code	2.5	6.0	4.0	1	9.0	5.0	11.5	9.0	104	145
ESD5Z3V3	ZE + code	3.3	0.90	5.0	1	10.0	5.0	14.0	7.5	1	105
ESD5Z5V0	ZF + code	5.0	0.08	6.2	1	11.6	5.0	15.0	7.0	1	80
ESD5Z6V0	ZG + code	6.0	0.05	6.8	1	13.5	5.0	17.5	6.0	1	70
ESD5Z7V0	ZH + code	7.0	0.03	7.5	1	14.0	5.0	18.0	6.0	1	65
ESD5Z12V	ZM + code	12.0	0.03	14.1	1	20.0	1.0	26.0	4.0	104	45
ESD5Z15V	ZN + code	15.0	0.50	16.0	1	23.0	1.0	30.0	4.0	120	28

The above data are for reference only.

### ELECTRICAL CHARACTERISTICS CURVE

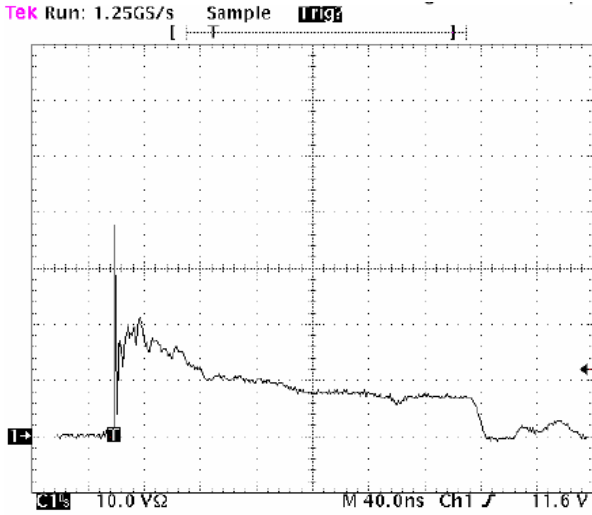


Figure 1. ESD Clamping Voltage Screenshot  
Positive 8 kV contact per IEC 61000-4-2

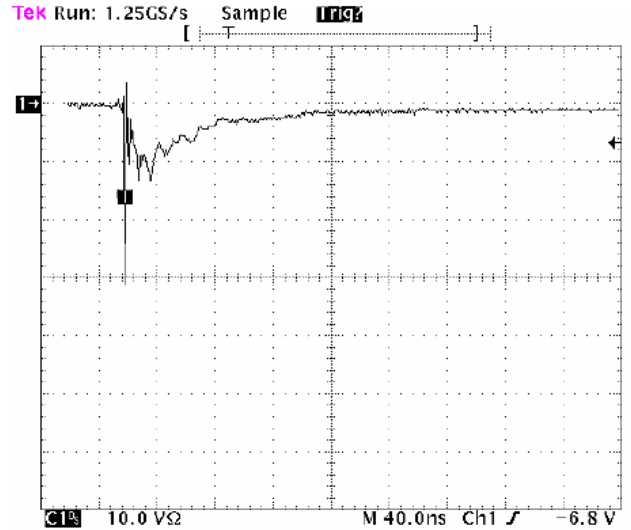


Figure 2. ESD Clamping Voltage Screenshot  
Negative 8 kV contact per IEC 61000-4-2

The above data are for reference only.

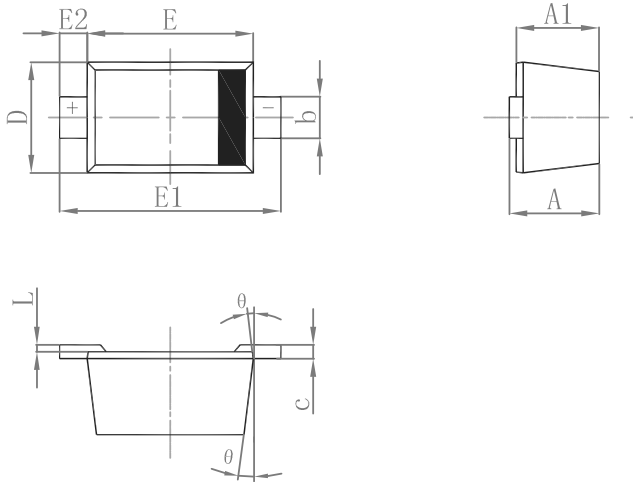


# ESD5Z Series

## Transient Voltage Suppressors

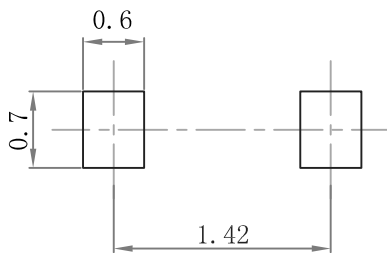
### Outline Drawing

#### SOD-523 Package Outline Dimensions



Symbol	Dimensions In Millimeters		Dimensions In Inches	
	Min	Max	Min	Max
A	0.510	0.770	0.020	0.031
A1	0.500	0.700	0.020	0.028
b	0.250	0.350	0.010	0.014
c	0.080	0.150	0.003	0.006
D	0.750	0.850	0.030	0.033
E	1.100	1.300	0.043	0.051
E1	1.500	1.700	0.059	0.067
E2	0.200 REF		0.008 REF	
L	0.010	0.070	0.001	0.003
K	7° REF		7° REF	

### Suggested Pad Layout



Note:

1. Controlling dimension: in/millimeters.
2. General tolerance:  $\pm 0.05\text{mm}$ .
3. The pad layout is for reference purposes only.

### PACKAGE SPECIFICATIONS

Package	Reel Size	Reel DIA. (mm)	Q'TY/Reel (pcs)	Box Size (mm)	QTY/Box (pcs)	Carton Size (mm)	Q'TY/Carton (pcs)
SOD-523	7'	178	3000	183×188×80	18,000	386×265×215	108,000

### Important Notice and Disclaimer

Microdiode Electronics (Jiangsu) reserves the right to make changes to this document and its products and specifications at any time without notice. Customers should obtain and confirm the latest product information and specifications before final design, purchase or use.

Microdiode Electronics (Jiangsu) makes no warranty, representation or guarantee regarding the suitability of its products for any particular purpose, not does Microdiode Electronics (Jiangsu) assume any liability for application assistance or customer product design. Microdiode Electronics (Jiangsu) does not warrant or accept any liability with products which are purchased or used for any unintended or unauthorized application.

No license is granted by implication or otherwise under any intellectual property rights of Microdiode Electronics (Jiangsu).

Microdiode Electronics (Jiangsu) products are not authorized for use as critical components in life support devices or systems without express written approval of Microdiode Electronics (Jiangsu).

## X-ON Electronics

Largest Supplier of Electrical and Electronic Components

*Click to view similar products for [ESD Suppressors / TVS Diodes](#) category:*

*Click to view products by [Microdiode Electronics](#) manufacturer:*

Other Similar products are found below :

[NTE4902](#) [P4SMAJ15A](#) [P4SMAJ26A](#) [SMAJ400CA-TP](#) [TGL34-47CA](#) [ESDAULC45-1BF4](#) [SM1605E3/TR13](#) [SMF20A-TP](#) [P4SMAJ12A](#)  
[CPDUR24V-HF](#) [CPDQC5V0USP-HF](#) [CPDQC5V0-HF](#) [MPLAD30KP45CAE3](#) [MMBZ27VCLQ-7-F](#) [MMAD1108/TR13](#) [MPLAD30KP24A](#)  
[ACPDQC5V0R-HF](#) [DFLT170A-7](#) [NTE4900](#) [NTE4926](#) [NTE4938](#) [SMF22A-TP](#) [SMF12A-TP](#) [SLVU2.8-TP](#) [SMLJ6.5CA-TP](#) [SMAJ6.5CA-TP](#)  
[MMAD1108E3/TR13](#) [D5V0M1U2LP3-7](#) [SMAJ400A-TP](#) [AOZ8811DT-03](#) [AOZ8831DI-05](#) [AOZ8831DT-03](#) [SMAJ188CA](#) [3SMC33CA](#)  
[BK](#) [CPDQC3V3C-HF](#) [CPDQC12VE-HF](#) [MPLAD30KP170CA](#) [82357120100](#) [5.0SMLJ15CA-TP](#) [5KP18A-TP](#) [P6KE8.2A-TP](#)  
[MPLAD30KP43CAE3](#) [SMAJ43A-TP](#) [D5V0F6U8LP33-7](#) [TVS5501V10MUT5G](#) [5.0SMLJ24CA-TP](#) [SMAJ110CA-TP](#) [MPLAD15KP75CAE3](#)  
[MMAD1103e3/TR13](#) [DFLT40AQ-7](#)