



GBU25005 THRU GBU2510

Reverse Voltage - 50 to 1000 Volts Forward Current - 25.0 Amperes

GLASS PASSIVATED BRIDGE RECTIFIERS

Features

- ◆ Surge overload rating -350 amperes peak
- ◆ Ideal for printed circuit board
- ◆ Reliable low cost construction utilizing molded plastic technique
- ◆ Plastic material has U/L lammability classification 94V-0

Mechanical Data

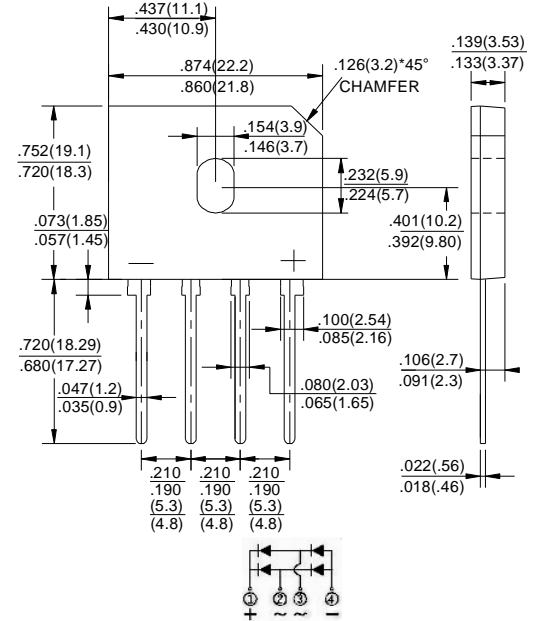
Case : JEDEC GBU Molded plastic body

Terminals : Solder plated, solderable per MIL-STD-750, Method 2026

Polarity : Polarity symbol marking on body

Mounting Position : Any

GBU **ROHS**
COMPLIANT



Maximum Ratings And Electrical Characteristics

Dimensions in inches and (millimeters)

Ratings at 25°C ambient temperature unless otherwise specified.

Single phase half-wave 60Hz, resistive or inductive load, for capacitive load current derate by 20%.

Parameter	SYMBOLS	MDD GBU25005	MDD GBU2501	MDD GBU2502	MDD GBU2504	MDD GBU2506	MDD GBU2508	MDD GBU2510	UNITS
Marking Code									
Maximum repetitive peak reverse voltage	V_{RRM}	50	100	200	400	600	800	1000	V
Maximum RMS voltage	V_{RMS}	35	70	140	280	420	560	700	V
Maximum DC blocking voltage	V_{DC}	50	100	200	400	600	800	1000	V
Maximum average forward (with heatsink NOTE 2) Rectified current @ $T_c=100^\circ\text{C}$ (without heatsink)	I_{AV}	25.0 4.2							A
Peak forward surge current 8.3ms single half sine-wave superimposed on rated load (JEDEC Method)	I_{FSM}	350							A
Rating for Fusing ($t < 8.3\text{ms}$)	I^2t	508							A^2s
Maximum forward voltage at 12.5A DC	V_F	1.0							V
Maximum DC reverse current at rated DC blocking voltage	I_R	$T_A=25^\circ\text{C}$ 10							μA
		$T_A=125^\circ\text{C}$ 0.5							mA
Typical Junction Capacitance (Note 1)	C_J	70							pF
Typical Thermal Resistance (Note 2)	$R_{\theta JA}$	2.2							$^\circ\text{C/W}$
Operating junction temperature range	T_J	-55 to +150							$^\circ\text{C}$
storage temperature range	T_{STG}	-55 to +150							$^\circ\text{C}$

NOTES: 1. Measured at 1.0MHz and applied reverse voltage of 4.0V DC.

2. Device mounted on 75mm*75mm*1.6mm cu plate heatsink.

3. The typical data above is for reference only.



GBU25005 THRU GBU2510

Reverse Voltage - 50 to 1000 Volts Forward Current - 25.0 Amperes

Ratings And Characteristic Curves

FIG.1-MAXIMUM FORWARD SURGE CURRENT

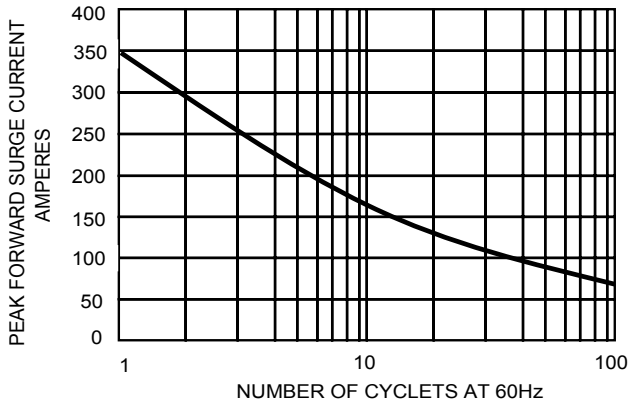


FIG.2- DERATING CURVE
OUTPUT RECTIFIED CURRENT

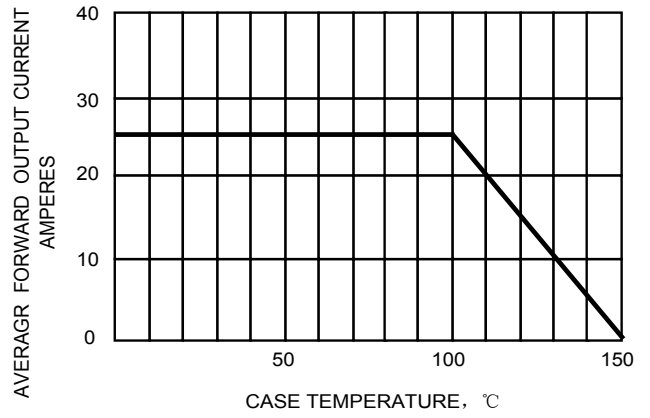


FIG.3-TYPICAL FORWARD CHARACTERISTICS

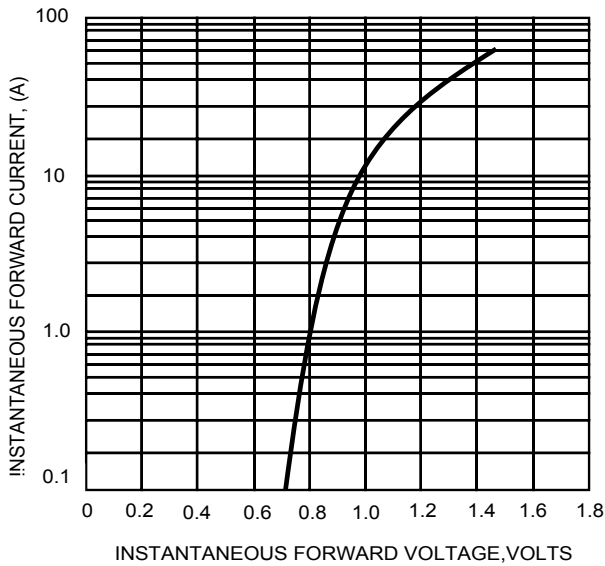
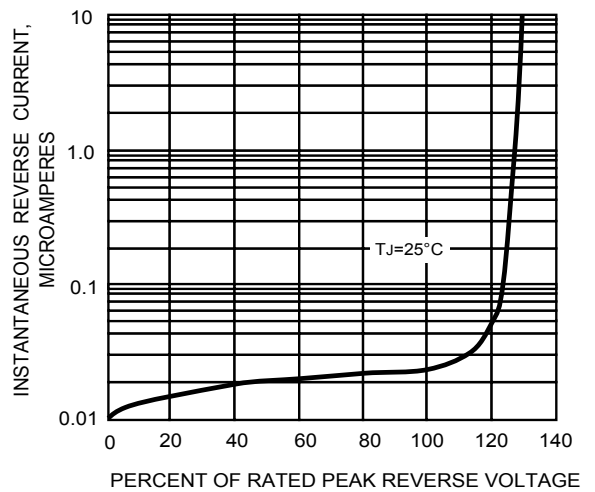


FIG.4-TYPICAL REVERSE CHARACTERISTICS



The cruve graph is for reference only

X-ON Electronics

Largest Supplier of Electrical and Electronic Components

Click to view similar products for [Bridge Rectifiers](#) category:

Click to view products by [Microdiode Electronics](#) manufacturer:

Other Similar products are found below :

[G3SBA60-E351](#) [GBJ1504-BP](#) [GBU10B-BP](#) [GBU15J-BP](#) [GBU15K-BP](#) [GBU4A-BP](#) [GBU4D-BP](#) [GBU6B-E3/45](#) [GSIB680-E3/45](#) [DB101-BP](#) [DF10SA-E345](#) [RMB2S](#) [RCG](#) [APT30DF100HJ](#) [APT60DF20HJ](#) [B2S-E3/80](#) [BU1506-E351](#) [BU15085S-E345](#) [BU1508-E3/45](#) [BU1510-E3/45](#) [RS404GL-BP](#) [RS405GL-BP](#) [G3SBA20-E3/51](#) [G5SBA20-E3/51](#) [G5SBA60-E3/51](#) [GBJ1502-BP](#) [GBL02-E351](#) [GBL10-E3/45](#) [GBU10J-BP](#) [GBU4J-BP](#) [GBU4K-BP](#) [GBU8B-E3/45](#) [GBU8D-BP](#) [GBU8J-BP](#) [GSIB1520-E3/45](#) [MB1510](#) [MB352W](#) [MB6M-G](#) [B2M-E345](#) [B40C7000A](#) [B500C7000A](#) [MP5010W-BP](#) [MP501W-BP](#) [MP502-BP](#) [BR1005-BP](#) [BR101-BP](#) [BU1006-E345](#) [BU1010A-E3/51](#) [BU12065S-E3/45](#) [BU1508-E3/51](#) [BU2006-E3/45](#)