



GBU8005 THRU GBU810

Reverse Voltage - 50 to 1000 Volts Forward Current - 8.0 Amperes

GLASS PASSIVATED BRIDGE RECTIFIERS

Features

- ◆ Surge overload rating -200 amperes peak
- ◆ Ideal for printed circuit board
- ◆ Reliable low cost construction utilizing molded plastic technique
- ◆ Plastic material has U/L flammability classification 94V-0

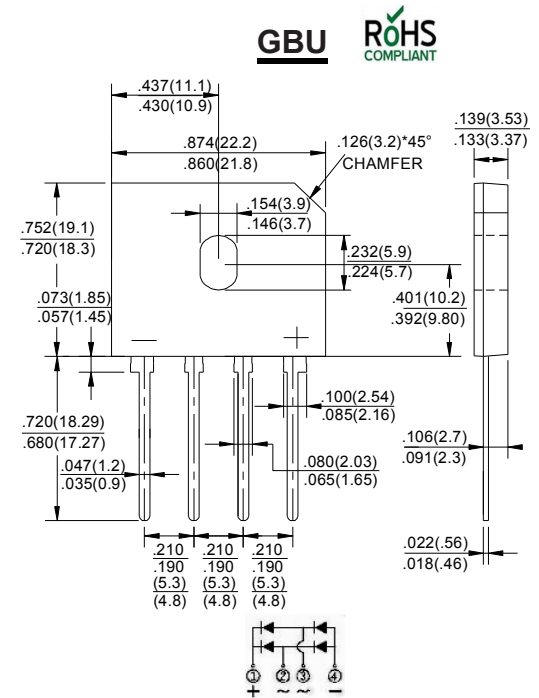
Mechanical Data

Case : JEDEC GBU Molded plastic body

Terminals : Solder plated, solderable per MIL-STD-750, Method 2026

Polarity : Polarity symbol marking on body

Mounting Position : Any



Maximum Ratings And Electrical Characteristics

Dimensions in inches and (millimeters)

Ratings at 25°C ambient temperature unless otherwise specified.

Single phase half-wave 60Hz, resistive or inductive load, for capacitive load current derate by 20%.

Parameter	SYMBOLS	MDD GBU8005	MDD GBU801	MDD GBU802	MDD GBU804	MDD GBU806	MDD GBU808	MDD GBU810	UNITS
Marking Code									
Maximum repetitive peak reverse voltage	V_{RRM}	50	100	200	400	600	800	1000	V
Maximum RMS voltage	V_{RMS}	35	70	140	280	420	560	700	V
Maximum DC blocking voltage	V_{DC}	50	100	200	400	600	800	1000	V
Maximum average forward (with heatsink NOTE 2) Rectified current @ $T_c = 100^\circ\text{C}$ (without heatsink)	$I_{(AV)}$	8.0 2.9							A
Peak forward surge current 8.3ms single half sine-wave superimposed on rated load (JEDEC Method)	I_{FSM}	200							A
Rating for Fusing ($t < 8.3\text{ms}$)	I^2t	166							A^2s
Maximum forward voltage at 4.0A DC	V_F	1.0							V
Maximum DC reverse current $T_A = 25^\circ\text{C}$ at rated DC blocking voltage $T_A = 125^\circ\text{C}$	I_R	10 0.5							μA mA
Typical Junction Capacitance (Note 1)	C_J	60							pF
Typical Thermal Resistance (Note 2)	$R_{\theta JA}$	2.2							$^\circ\text{C}/\text{W}$
Operating junction temperature range	T_J	-55 to +150							$^\circ\text{C}$
storage temperature range	T_{STG}	-55 to +150							$^\circ\text{C}$

- NOTES: 1. Measured at 1.0MHz and applied reverse voltage of 4.0V DC.
2. Device mounted on 75mm*75mm*1.6mm cu plate heatsink.
3. The typical data above is for reference only.



Ratings And Characteristic Curves

FIG.1-FORWARD CURRENT DERATING CURVE

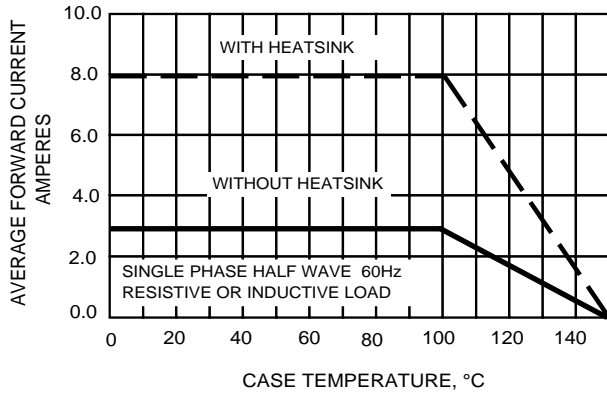


FIG.2-MAXIMUM NON-REPETITIVE SURGE CURRENT

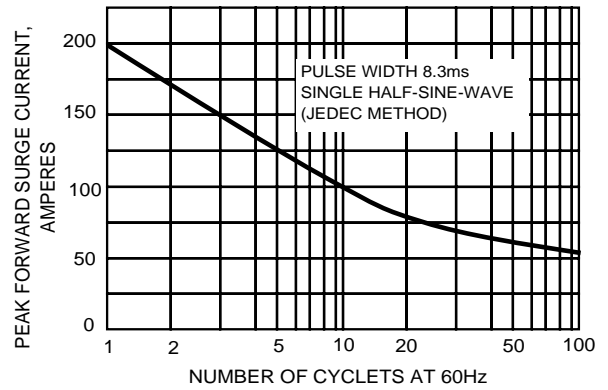


FIG.3-TYPICAL JUNCTION CAPACITANCE

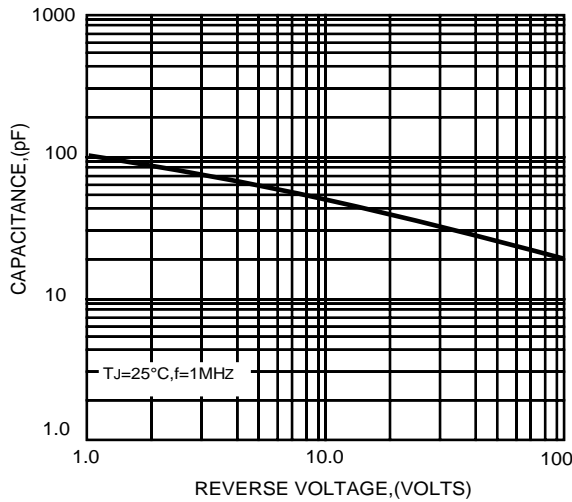


FIG.4-TYPICAL FORWARD CHARACTERISTICS

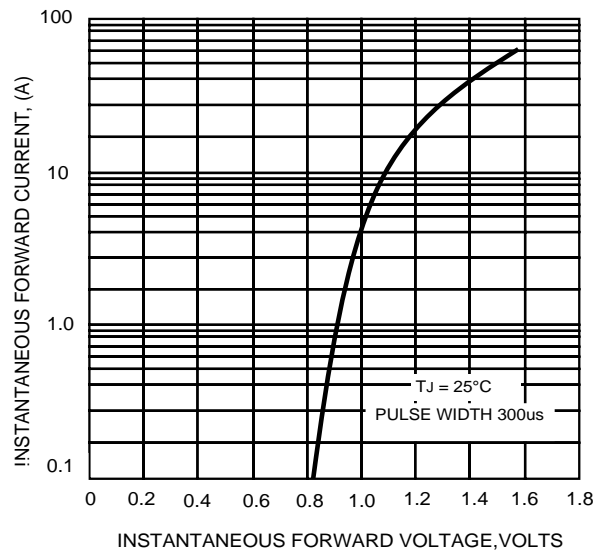
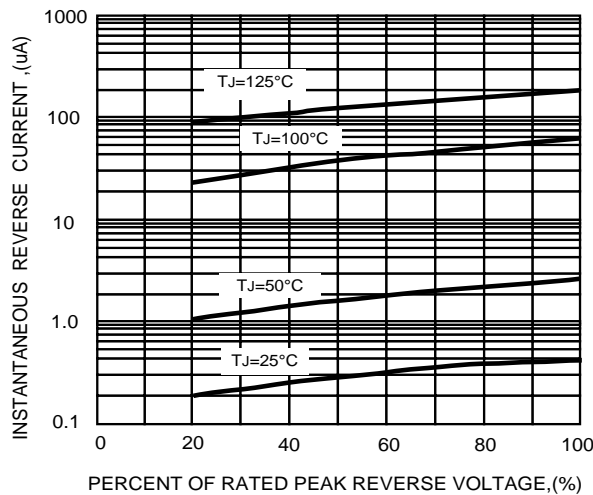


FIG.5-TYPICAL REVERSE CHARACTERISTICS



The cruve graph is for reference only

X-ON Electronics

Largest Supplier of Electrical and Electronic Components

Click to view similar products for [Bridge Rectifiers](#) category:

Click to view products by [Microdiode Electronics](#) manufacturer:

Other Similar products are found below :

[MB2510](#) [MB252](#) [MB356G](#) [MB358G](#) [MP358-BP](#) [90MT160KPBF](#) [GBJ1504-BP](#) [GBU10B-BP](#) [GBU15J-BP](#) [GBU15K-BP](#) [GBU4A-BP](#)
[GBU4D-BP](#) [GSIB680-E3/45](#) [DB101-BP](#) [DF01](#) [DF10SA-E345](#) [BU1508-E3/45](#) [BU1510-E3/45](#) [KBPC50-10S](#) [RS405GL-BP](#) [26MT120](#)
[G5SBA60-E3/51](#) [GBJ1502-BP](#) [GBU10J-BP](#) [GBU4J-BP](#) [GBU6M](#) [GBU8D-BP](#) [GBU8J-BP](#) [GSIB1520-E3/45](#) [TB102M](#) [MB1510](#) [MB6M-G](#)
[MB86](#) [TL401G](#) [MDA920A2](#) [TU602](#) [TU810](#) [MP501W-BP](#) [MP502-BP](#) [BR1005-BP](#) [BR101-BP](#) [BR84DTP204](#) [BU1010A-E3/51](#) [BU1508-](#)
[E3/51](#) [BU2006-E3/45](#) [BU2008-E3/51](#) [US15KB80R-7000](#) [KBPC25-02](#) [VS-60MT120KPBF](#) [DB105-BP](#)