

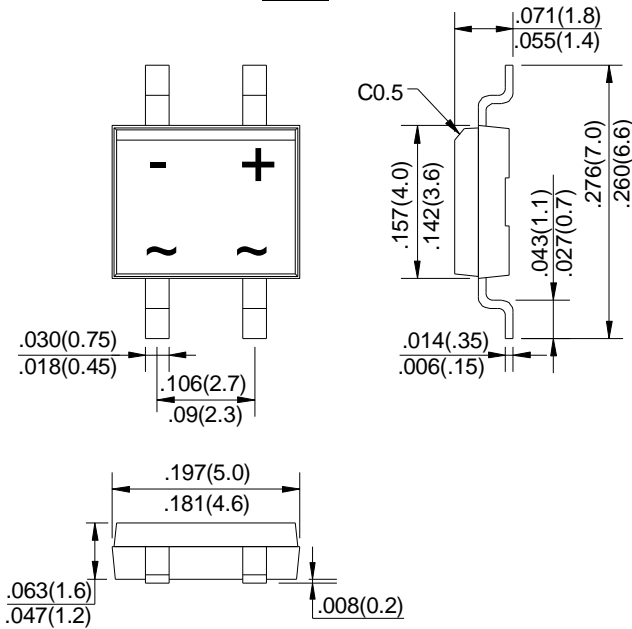


# KMB24F THRU KMB220F

## Schottky Surface Mount Flat Bridge Rectifier

Reverse Voltage - 40 to 200 Volts Forward Current - 2.0 Amperes

### MBF



### FEATURES

- Surge overload rating: 30 amperes peak
- Ideal for printed circuit board
- Plastic material has Underwriters Laboratory Flammability Classification 94V-0
- Low leakage
- Reliable low cost construction utilizing molded

### MECHANICAL DATA

Case: Molded plastic, MBF

Epoxy: UL 94V-O rate flame retardant

Terminals: Leads solderable per MIL-STD-202, method 208 guaranteed

Mounting position: Any

### MAXIMUM RATINGS AND ELECTRICAL CHARACTERISTICS

Ratings at 25°C ambient temperature unless otherwise specified.  
Single phase, half wave 60Hz, resistive or inductive load, for current capacitive load, derate by 20%.

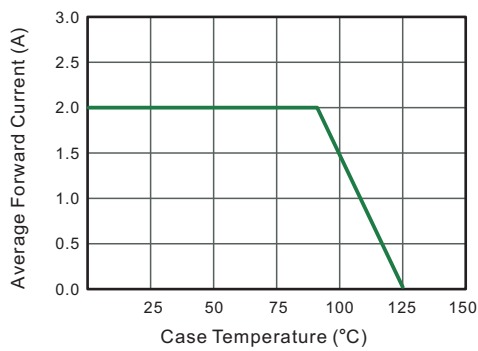
MDD Catalog Number	Symbol	KMB24F	KMB26F	KMB28F	KMB210F	KMB215F	KMB220F	UNIT
Maximum repetitive peak reverse voltage	$V_{RRM}$	40	60	80	100	150	200	V
Maximum RMS voltage	$V_{RMS}$	28	42	56	70	105	140	V
Maximum DC blocking voltage	$V_{DC}$	40	60	80	100	150	200	V
Maximum average forward rectified current 0.2×0.2" (5.0×5.0mm) copper pad area	$I_{F(AV)}$	2.0						A
Peak forward surge current 8.3 ms single half sine-wave superimposed on rated load	$I_{FSM}$	40						A
Maximum instantaneous forward voltage at 2.0A	$V_F$	0.55	0.70	0.85		0.90		V
Maximum DC reverse current at Rated DC blocking voltage	$I_R$	$T_A = 25^\circ C$ 0.5		$T_A = 100^\circ C$ 10			0.3 5	mA
Typical Junction Capacitance at 4.0V, 1.0MHz	$C_J$	220	80					pF
Typical Thermal resistance (Note1)	$R_{\theta JA}$ $R_{\theta JL}$	75 20						°C/W
Operating junction temperature range	$T_J$	-55 to +125						°C
Storage temperature range	$T_{STG}$	- 55 to +150						°C

Note: 1. Thermal resistance from junction to ambient and from junction to lead P.C.B. mounted on 0.2×0.2" (5.0×5.0mm) copper pad areas.

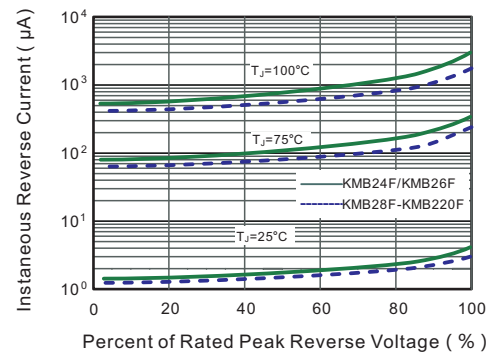


# RATINGS AND CHARACTERISTIC CURVES KMB24F THRU KMB220F

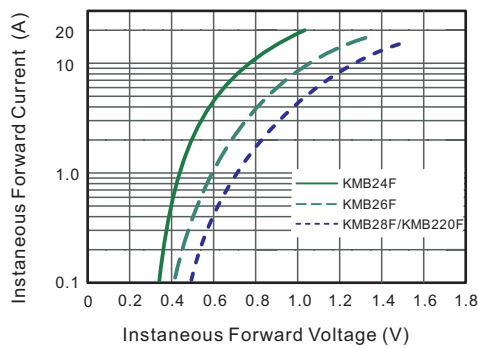
**Fig.1 Forward Current Derating Curve**



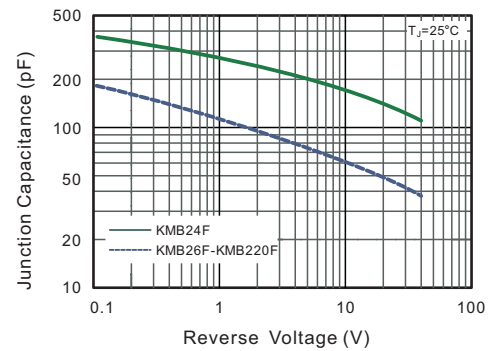
**Fig.2 Typical Reverse Characteristics**



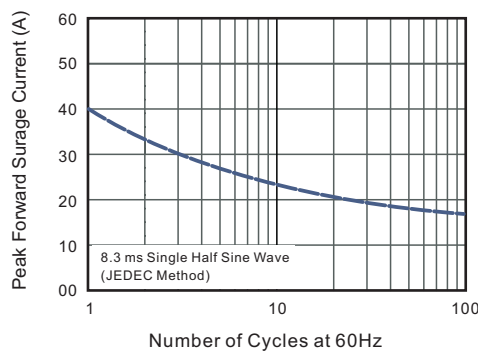
**Fig.3 Typical Forward Characteristic**



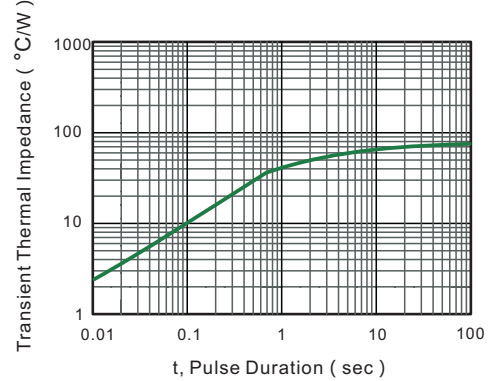
**Fig.4 Typical Junction Capacitance**



**Fig.5 Maximum Non-Repetitive Peak Forward Surge Current**



**Fig.6- Typical Transient Thermal Impedance**



The cruve graph is for reference only, can't be the basis for judgment(曲线图仅供参考)!



## X-ON Electronics

Largest Supplier of Electrical and Electronic Components

*Click to view similar products for [Bridge Rectifiers](#) category:*

*Click to view products by [Microdiode Electronics](#) manufacturer:*

Other Similar products are found below :

[MB252](#) [MB356G](#) [MB358G](#) [MP358-BP](#) [90MT160KPBF](#) [GBJ1504-BP](#) [GBU10B-BP](#) [GBU15J-BP](#) [GBU15K-BP](#) [GBU4A-BP](#) [GBU4D-BP](#)  
[GSIB680-E3/45](#) [DB101-BP](#) [DBA150G](#) [DBA250G](#) [DBD10G-TM-E](#) [DBF10G](#) [DBG150G](#) [DBG250G](#) [DF01](#) [DF10SA-E345](#) [BU1508-E3/45](#)  
[BU1510-E3/45](#) [KBPC50-10S](#) [RS405GL-BP](#) [26MT120](#) [G5SBA60-E3/51](#) [GBJ1502-BP](#) [GBU10J-BP](#) [GBU4J-BP](#) [GBU6M](#) [GBU8D-BP](#)  
[GBU8J-BP](#) [GSIB1520-E3/45](#) [TB102M](#) [MB1510](#) [MB6M-G](#) [MB86](#) [TL401G](#) [MDA920A2](#) [TU602](#) [TU810](#) [MP501W-BP](#) [MP502-BP](#)  
[BR1005-BP](#) [BR101-BP](#) [BR84DTP204](#) [BU1010A-E3/51](#) [BU1508-E3/51](#) [BU2006-E3/45](#)