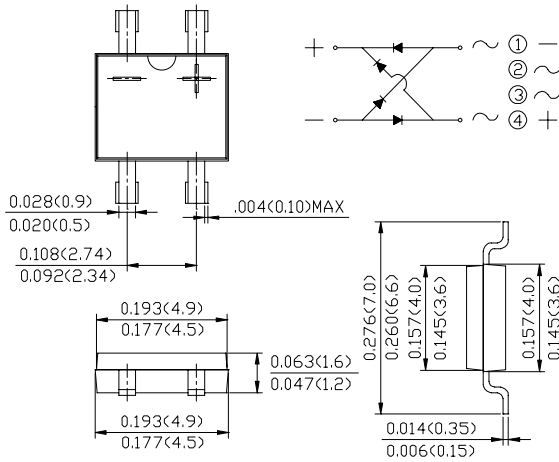




# LB05S THRU LB10S

## MINIATURE GLASS PASSIVATED SINGLE-PHASE SURFACE MOUNT BRIDGE RECTIFIER

### LBXS



Dimensions in inches and (millimeters)

**REVERSE VOLTAGE: 50 to 1000 VOLTS**  
**FORWARD CURRENT: 0.5 AMPERE**

### FEATURES

- Surge overload rating: 30 amperes peak
- Ideal for printed circuit board
- Plastic material has Underwriters Laboratory Flammability Classification 94V-0
- Low leakage
- Reliable low cost construction utilizing molded

### MECHANICAL DATA

Case: Molded plastic, LBXS  
 Epoxy: UL 94V-O rate flame retardant  
 Terminals: Leads solderable per MIL-STD-202, method 208 guaranteed  
 Mounting position: Any  
 Weight: 0.00528ounce, 0.134gram

### Maximum Ratings and Electrical Characteristics

Ratings at 25°C ambient temperature unless otherwise specified.  
 Single phase, half wave, 60Hz, resistive or inductive load.

		LB05S	LB1S	LB2S	LB4S	LB6S	LB8S	LB10S	Units
Maximum Recurrent Peak Reverse Voltage	$V_{RRM}$	50	100	200	400	600	800	1000	Volts
Maximum RMS Voltage	$V_{RMS}$	35	70	140	280	420	560	700	Volts
Maximum DC Blocking Voltage	$V_{DC}$	50	100	200	400	600	800	1000	Volts
Maximum Average Forward Rectified Current (see Fig. 1) on glass-epoxy P.C.B (Note 2) on aluminum substrate (Note 3)	$I_{(AV)}$	0.5 0.8							Amp
Peak Forward Surge Current, 8.3ms single half-sine-wave superimposed on rated load (JEDEC method)	$I_{FSM}$	30							Amp
Maximum Forward Voltage at 4.0A DC and 25 °C	$V_F$	1.0							Volts
Maximum Reverse Current at $T_A=25^\circ C$ at Rated DC Blocking Voltage $T_A=125^\circ C$	$I_R$	5.0 500							uAmp
Typical Junction Capacitance (Note 1)	$C_J$	13							pF
Typical Thermal Resistance (Note 3)	$R_{\theta JA}$	60							°C/W
Typical Thermal Resistance (Note 2)	$R_{\theta JL}$	16							°C/W
Operating and Storage Temperature Range	$T_J, T_{stg}$	-55 to +150							°C

### NOTES:

- 1- Measured at 1 MHz and applied reverse voltage of 4.0 VDC.
- 2- On glass epoxy P.C.B. mounted on 0.05 x 0.05" (1.3 x 1.3mm) pads
- 3- On aluminum substrate P.C.B. with an area of 0.8" x 0.8" (20 x 20mm) mounted on 0.05 x 0.05" (1.3 x 1.3mm) solder pad

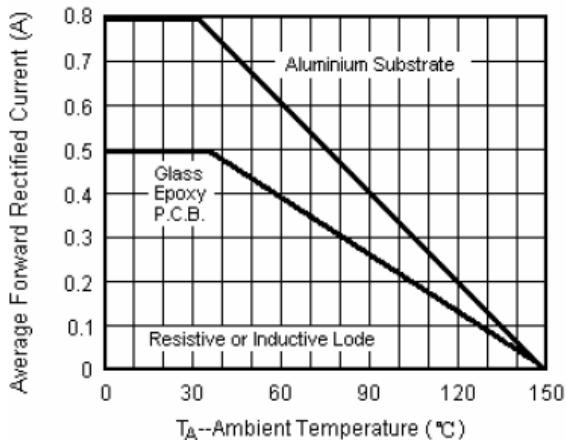


www.microdiode.com

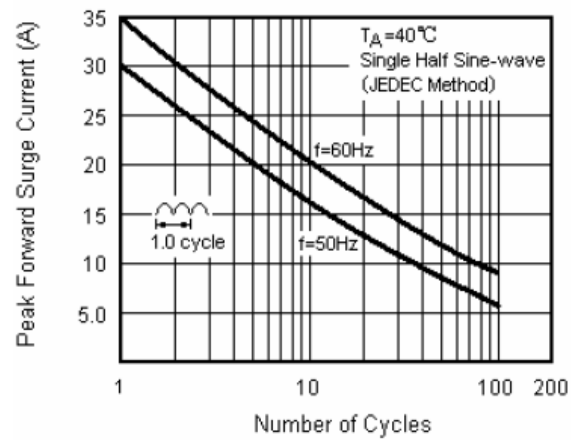
# MINIATURE GLASS PASSIVATED SINGLE-PHASE SURFACE MOUNT BRIDGE RECTIFIER

Characteristic Curves ( $T_A=25\text{ }^\circ\text{C}$  unless otherwise noted)

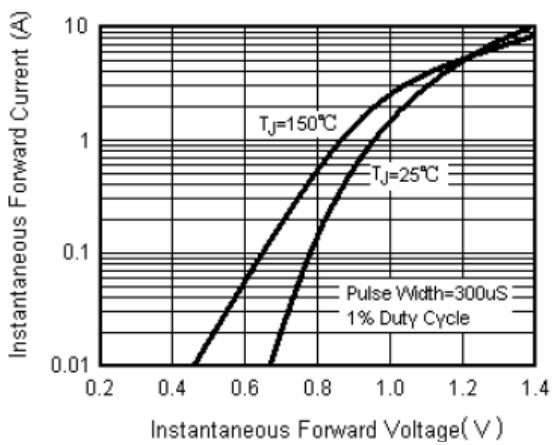
**Fig.1 Derating Curve For Output Rectified Current**



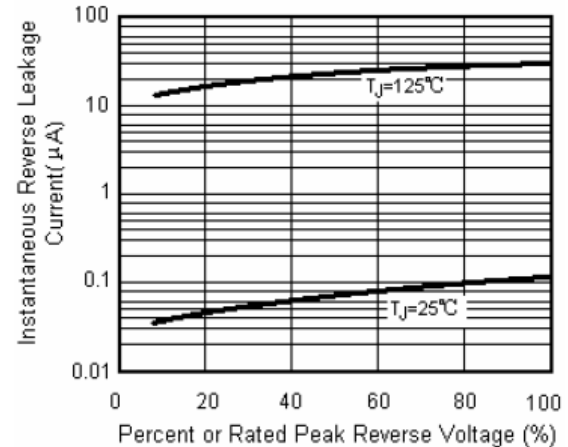
**Fig.2 Maximum Non-Repetitive Peak Forward Surge Current Per Leg**



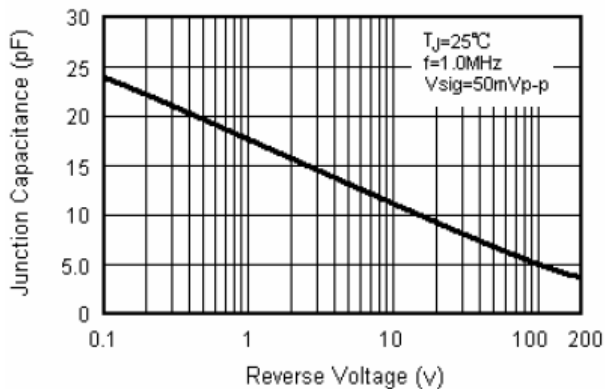
**Fig.3 Typical Forward Voltage Characteristics Per Leg**



**Fig.4 Typical Reverse Leakage Characteristics Per Leg**



**Fig.5 Typical Junction Capacitance Per Leg**



The cruve graph is for reference only, can't be the basis for judgment(曲线图仅供参考)!



## X-ON Electronics

Largest Supplier of Electrical and Electronic Components

*Click to view similar products for [Bridge Rectifiers](#) category:*

*Click to view products by [Microdiode Electronics](#) manufacturer:*

Other Similar products are found below :

[MB252](#) [MB356G](#) [MB358G](#) [MP358-BP](#) [90MT160KPBF](#) [GBJ1504-BP](#) [GBU10B-BP](#) [GBU15J-BP](#) [GBU15K-BP](#) [GBU4A-BP](#) [GBU4D-BP](#)  
[GSIB680-E3/45](#) [DB101-BP](#) [DBA150G](#) [DBA250G](#) [DBD10G-TM-E](#) [DBF10G](#) [DBG150G](#) [DBG250G](#) [DF01](#) [DF10SA-E345](#) [BU1508-E3/45](#)  
[BU1510-E3/45](#) [KBPC50-10S](#) [RS405GL-BP](#) [26MT120](#) [G5SBA60-E3/51](#) [GBJ1502-BP](#) [GBU10J-BP](#) [GBU4J-BP](#) [GBU6M](#) [GBU8D-BP](#)  
[GBU8J-BP](#) [GSIB1520-E3/45](#) [TB102M](#) [MB1510](#) [MB6M-G](#) [MB86](#) [TL401G](#) [MDA920A2](#) [TU602](#) [TU810](#) [MP501W-BP](#) [MP502-BP](#)  
[BR1005-BP](#) [BR101-BP](#) [BR84DTP204](#) [BU1010A-E3/51](#) [BU1508-E3/51](#) [BU2006-E3/45](#)