

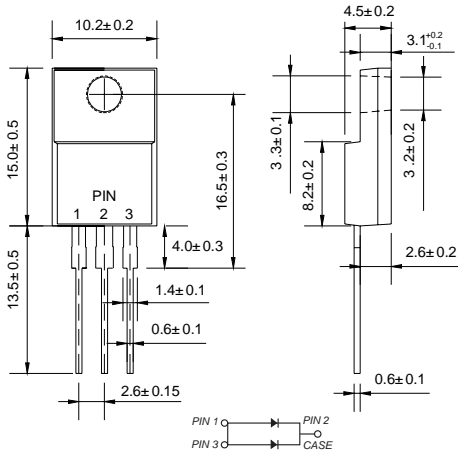


# MBRF201500CT THRU MBRF20200CT

## SCHOTTKY BARRIER RECTIFIER

Reverse Voltage - 150 to 200 Volts Forward Current -20.0 Amperes

### ITO-220AB



Dimensions in inches and (millimeters)

### FEATURES

- ◆ High surge capacity.
- ◆ For use in low voltage, high frequency inverters, free wheeling, and polarity protection applications.
- ◆ Metal silicon junction, majority carrier conduction.
- ◆ High current capability, low forward voltage drop.
- ◆ Guard ring for over voltage protection.

### MECHANICAL DATA

**Case:** ITO-220AB molded plastic body  
**Terminals:** Leads solderable per MIL-STD-750, Method 2026  
**Polarity:** As marked  
**Mounting Position:** Any  
**Weight:** 0.060 ounce, 1.67 grams

### MAXIMUM RATINGS AND ELECTRICAL CHARACTERISTICS

Ratings at 25°C ambient temperature unless otherwise specified.  
 Single phase half-wave 60Hz, resistive or inductive load, for capacitive load current derate by 20%.

MDD Catalog Number	SYMBOLS	MBRF20150CT	MBRF20200CT	UNITS
Maximum repetitive peak reverse voltage	$V_{RRM}$	150	200	VOLTS
Maximum RMS voltage	$V_{RMS}$	135	140	VOLTS
Maximum DC blocking voltage	$V_{DC}$	150	200	VOLTS
Maximum average forward rectified current (see fig.1)	$I_{(AV)}$	20.0		Amps
Peak forward surge current 8.3ms single half sine-wave superimposed on rated load (JEDEC Method)	$I_{FSM}$	150.0		Amps
Maximum instantaneous forward voltage at 10.0A	$V_F$	0.95		Volts
Maximum DC reverse current at rated DC blocking voltage	$I_R$	0.2		mA
		50.0		
Maximum thermal resistance(NOTE 1)	$R_{\theta JC}$	1.5		°C/W
Operating junction temperature range	$T_J$	-55 to +150		°C
Storage temperature range	$T_{STG}$	-55 to +150		°C

**Note:** 1. Thermal resistance from junction to case



www.microworld.com

# RATINGS AND CHARACTERISTIC CURVES MBRF20150CT THRU MBRF20200CT

FIG.1 TYPICAL FORWARD CHARACTERISTICS

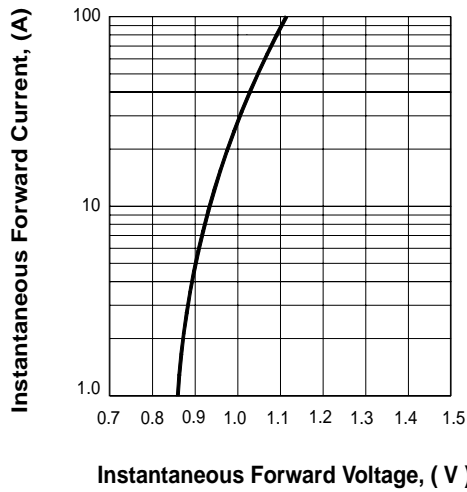


FIG.2 FORWARD DERATING CURVE

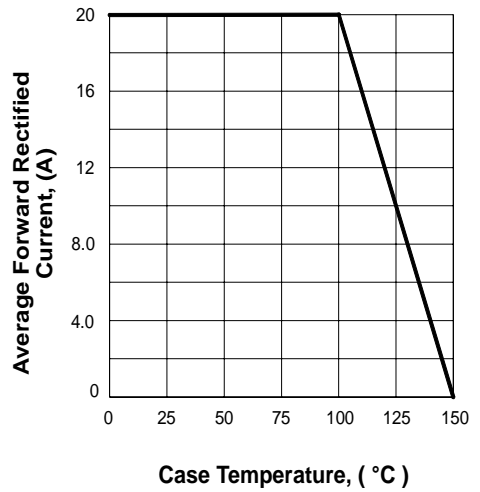


FIG.3 TYPICAL REVERSE CHARACTERISTICS

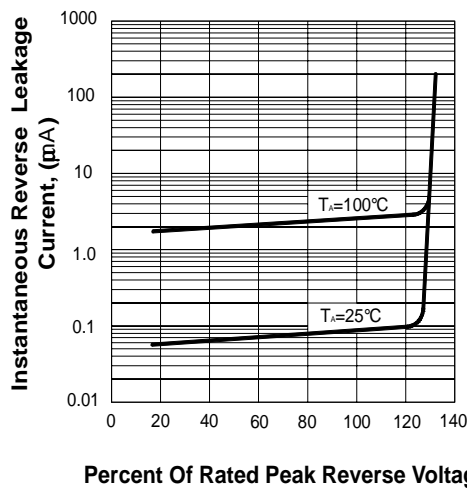
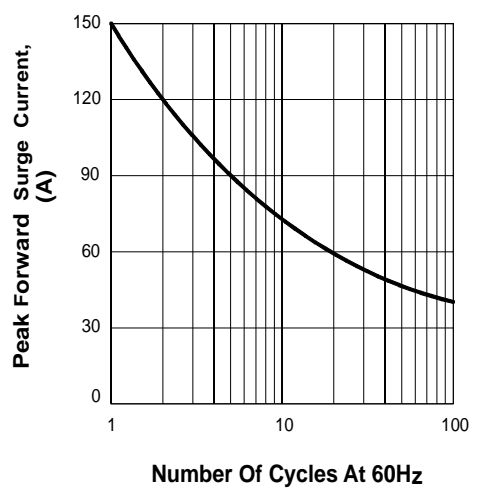


FIG.4 PEAK FORWARD SURGE CURRENT



The cruve graph is for reference only, can't be the basis for judgment(曲线图仅供参考)!



## X-ON Electronics

Largest Supplier of Electrical and Electronic Components

*Click to view similar products for [Schottky Diodes & Rectifiers](#) category:*

*Click to view products by [Microdiode Electronics](#) manufacturer:*

Other Similar products are found below :

[MA4E2039](#) [MA4E2508M-1112](#) [MBR10100CT-BP](#) [MBR1545CT](#) [MMBD301M3T5G](#) [GS1JE-TP](#) [RB160M-50TR](#) [BAS 3010S-02LRH E6327](#)  
[BAT 54-02LRH E6327](#) [NSR05F40QNXT5G](#) [NSVR05F40NXT5G](#) [NTE555](#) [JANS1N6640](#) [SB07-03C-TB-H](#) [SBAT54CWT1G](#) [SK310-T](#)  
[SK33A-TP](#) [SK34B-TP](#) [SS3003CH-TL-E](#) [PDS3100Q-7](#) [GA01SHT18](#) [CRS10I30A\(TE85L,QM](#) [MA4E2501L-1290](#) [MBRB30H30CT-1G](#)  
[BAS 70-02L E6327](#) [DMJ3940-000](#) [SB007-03C-TB-E](#) [SK32A-TP](#) [SK33B-TP](#) [SK35A-TP](#) [SK38B-LTP](#) [SK38B-TP](#) [NTE505](#)  
[NTSB30U100CT-1G](#) [VS-6CWQ10FNHM3](#) [CRG04\(T5L,TEMQ\)](#) [ACDBA1100LR-HF](#) [ACDBA1200-HF](#) [ACDBA140-HF](#) [ACDBA2100-HF](#)  
[ACDBA240-HF](#) [ACDBA3100-HF](#) [CDBQC0530L-HF](#) [BAT54-13-F](#) [ACDBA340-HF](#) [ACDBA260LR-HF](#) [ACDBA1100-HF](#) [MA4E2502L-](#)  
[1246](#) [10BQ060-M3/5BT](#) [10BQ040-M3/5BT](#)