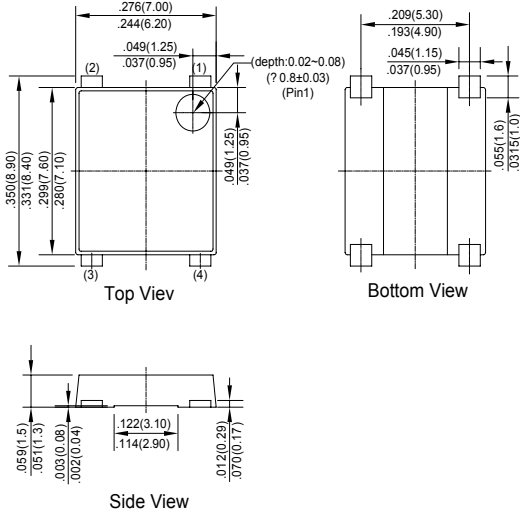




MSB30D THRU MSB30M

GLASS PASSIVATED SURFACE MOUNT BRIDGE RECTIFIER RECTIFIERS
Voltage Range - 200 to 1000 Volts Current - 3.0 Ampere

UMSB



Dimensions in inches and (millimeters)

FEATURES

- ◆ Glass Passivated Chip Junction
- ◆ Reverse Voltage - 100 to 1000 V
- ◆ Forward Current - 3.0 A
- ◆ High Surge Current Capability
- ◆ Designed for Surface Mount Application

MECHANICAL DATA

- ◆ Case: UMSB
- ◆ Terminals: Solderable per MIL-STD-750, Method 2026

MAXIMUM RATINGS AND ELECTRICAL CHARACTERISTICS

Ratings at 25°C ambient temperature unless otherwise specified.

Single phase half-wave 60Hz, resistive or inductive load, for capacitive load derate current by 20%.

MDD Catalog Number	SYMBOLS	MSB30D	MSB30G	MSB30J	MSB30K	MSB30M	UNITS
Marking code		MB30D	MB30G	MB30J	MB30K	MB30M	
Maximum repetitive peak reverse voltage	V_{RRM}	200	400	600	800	1000	VOLTS
Maximum RMS voltage	V_{RMS}	140	280	420	560	700	VOLTS
Maximum DC blocking voltage	V_{DC}	200	400	600	800	1000	VOLTS
Maximum Average Forward Rectified Current	$I_{F(AV)}$	3.0					Amps
Peak Forward Surge Current @ 8.3ms single half sine-wave	I_{FSM}	80					Amps
Maximum Forward Voltage @ $T_J \leq 25^\circ C$ @ 3.0A	V_F	1.1					Volts
Maximum DC reverse current at rated DC blocking voltage $T_A=25^\circ C$	I_R	5					uA
$T_A=125^\circ C$		100					
Typical junction Capacitance per element (Note 1)	C_J	40					pF
Operating temperature range	T_J	-55 to +150					°C
storage temperature range	T_{STG}	-55 to +150					°C

Note: 1. Measured at 1MHz and applied reverse voltage of 4 V D.C.

2. Mounted on glass epoxy PC board with 4×1.5"×1.5" (3.81×3.81 cm) copper pad.



www.microdiode.com

RATINGS AND CHARACTERISTIC CURVES MSB30D THRU MSB30M

Fig.1 Average Rectified Output Current Derating Curve

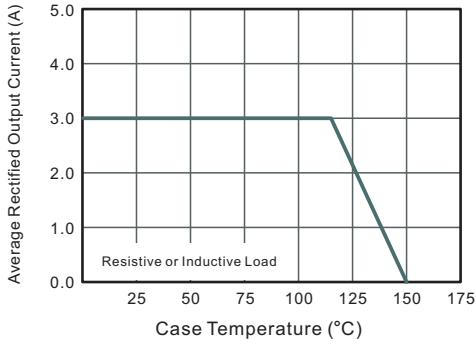


Fig.2 Typical Reverse Characteristics

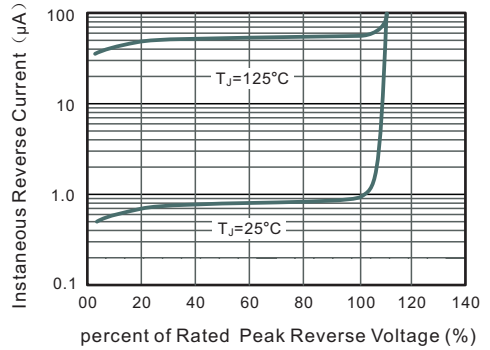


Fig.3 Typical Instantaneous Forward Characteristics

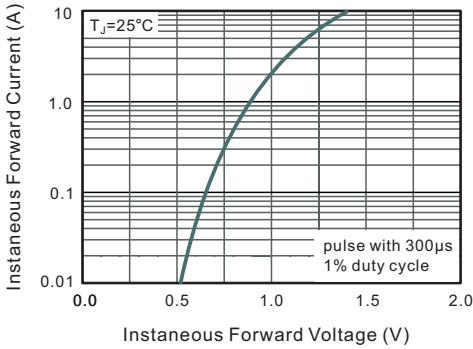


Fig.4 Typical Junction Capacitance

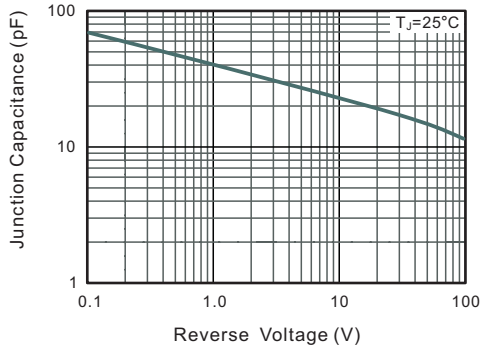
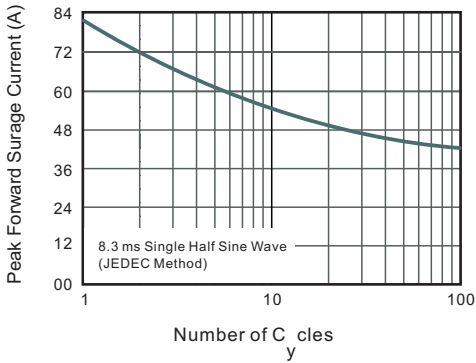


Fig.5 Maximum Non-Repetitive Peak Forward Surge Current



The curve graph is for reference only, can't be the basis for judgment(曲线图仅供参考)!



X-ON Electronics

Largest Supplier of Electrical and Electronic Components

Click to view similar products for [Bridge Rectifiers](#) category:

Click to view products by [Microdiode Electronics](#) manufacturer:

Other Similar products are found below :

[MB252](#) [MB356G](#) [MB358G](#) [MP358-BP](#) [90MT160KPBF](#) [GBJ1504-BP](#) [GBU10B-BP](#) [GBU15J-BP](#) [GBU15K-BP](#) [GBU4A-BP](#) [GBU4D-BP](#)
[GSIB680-E3/45](#) [DB101-BP](#) [DBA150G](#) [DBA250G](#) [DBD10G-TM-E](#) [DBF10G](#) [DBG150G](#) [DBG250G](#) [DF01](#) [DF10SA-E345](#) [BU1508-E3/45](#)
[BU1510-E3/45](#) [KBPC50-10S](#) [RS405GL-BP](#) [26MT120](#) [G5SBA60-E3/51](#) [GBJ1502-BP](#) [GBU10J-BP](#) [GBU4J-BP](#) [GBU6M](#) [GBU8D-BP](#)
[GBU8J-BP](#) [GSIB1520-E3/45](#) [TB102M](#) [MB1510](#) [MB6M-G](#) [MB86](#) [TL401G](#) [MDA920A2](#) [TU602](#) [TU810](#) [MP501W-BP](#) [MP502-BP](#)
[BR1005-BP](#) [BR101-BP](#) [BR84DTP204](#) [BU1010A-E3/51](#) [BU1508-E3/51](#) [BU2006-E3/45](#)