

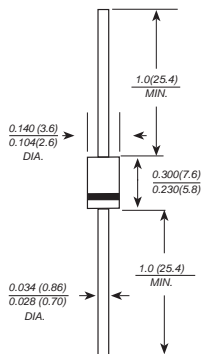


P6KE6.8 THRU P6KE440CA

GLASS PASSIVAED JUNCTION TRANSIENT VOLTAGE SUPPRESSOR

Breakdown Voltage:6.8-440 Volts Peak Pulse Power:600 Watts

DO-15



Dimensions in inches and (millimeters)

FEATURE

- ◆ 600w peak pulse power capability
- ◆ Excellent clamping capability
- ◆ Low incremental surge resistance
- ◆ Fast response time: typically less than 1.0ps from 0v to V_{BR} for unidirectional and 5.0ns for bidirectional types.
- ◆ High temperature soldering guaranteed: 265°C/10S/9.5mm lead length at 5 lbs tension

MECHANICAL DATA

Case: JEDEC DO-15 molded plastic body over passivated junction

Terminals: Plated axial leads, solderable per MIL-STD 750, method 2026

Polarity: Color band denotes cathode except for bidirectional types

Mounting Position: Any

Weight: 0.014 ounce, 0.40 grams

DEVICES FOR BIDIRECTIONAL APPLICATIONS

For bidirectional use suffix C or CA for types P6KE6.8 thru P6KE440 (e.g. P6KE6.8CA, P6KE440CA)
Electrical characteristics apply in both directions.

MAXIMUM RATINGS AND CHARACTERISTICS

Ratings at 25°C ambient temperature unless otherwise specified.

	SYMBOLS	VALUE	UNITS
Peak power dissipation (Note 1)	P _{ppm}	Minimum 600	Watts
Peak pulse reverse current (Note 1, Fig.3)	I _{ppm}	See Table 1	Amps
Steady state power dissipation (Note 2)	P _{M(AV)}	5.0	Watts
Peak forward surge current (Note 3)	I _{FSM}	100	Amps
Maximum instantaneous forward voltage at 50A for unidirectional only (Note 4)	V _F	3.5/5.0	Volts
Operating junction and storage temperature range	T _{STG, T_J}	-55 to + 175	°C

Notes:

- 1.10/1000μs waveform non-repetitive current pulse, per Fig.3 and derated above Ta=25°C per Fig.2
2. T_L=75°C, lead lengths 9.5mm, Mounted on copper pad area of (40x40mm) Fig.5
3. Measured on 8.3ms single half sine-wave or equivalent square wave, duty cycle=4 pulses per minute maximum.
4. V_F=3.5V max. for devices of V_(BR)≤200V, and V_F=5.0V max. for devices of V_(BR)>200V



www.miccode.com

ELECTRICAL CHARACTERISTICS (at TA=25°C unless otherwise noted)

Device Type	Breakdown Voltage V _(BR) (Volts)(NOTES 1)		Test Current I _T (mA)	Stand-off Voltage V _{WM} (Volts)	Maximum Reverse Leakage at V _{WM} I _D (NOTE3)(μA)	Maximum Peak Pulse Reverse Current I _{PPM} (NOTE2) (Amps)	Maximum Clamping Voltage at I _{PPM} V _C (Volts)	Maximum Temperature Coefficient of V _(BR) (%/°C)
	MIN	MAX						
P6KE6.8	6.12	7.48	10.0	5.50	1000.0	55.6	10.8	0.057
P6KE6.8A	6.45	7.14	10.0	5.80	1000.0	57.1	10.5	0.057
P6KE7.5	6.75	8.25	1.0	6.05	500.0	51.3	11.7	0.061
P6KE7.5A	7.13	7.88	1.0	6.40	500.0	53.1	11.3	0.061
P6KE8.2	7.38	9.02	1.0	6.63	200.0	48.0	12.5	0.065
P6KE8.2A	7.79	8.61	1.0	7.02	200.0	49.6	12.1	0.065
P6KE9.1	8.19	10.0	1.0	7.37	50.0	43.5	13.8	0.068
P6KE9.1A	8.65	9.55	1.0	7.78	50.0	44.8	13.4	0.068
P6KE10	9.00	11.0	1.0	8.10	10.0	40.0	15.0	0.073
P6KE10A	9.50	10.5	1.0	8.55	10.0	41.4	14.5	0.073
P6KE11	9.90	12.1	1.0	8.92	5.0	37.0	16.2	0.075
P6KE11A	10.5	11.6	1.0	9.40	5.0	38.5	15.6	0.075
P6KE12	10.8	13.2	1.0	9.72	5.0	34.7	17.3	0.078
P6KE12A	11.4	12.6	1.0	10.2	5.0	35.9	16.7	0.078
P6KE13	11.7	14.3	1.0	10.5	5.0	31.6	19.0	0.081
P6KE13A	12.4	13.7	1.0	11.1	5.0	33.0	18.2	0.081
P6KE15	13.5	16.5	1.0	12.1	5.0	27.3	22.0	0.084
P6KE15A	14.3	15.8	1.0	12.8	5.0	28.3	21.2	0.084
P6KE16	14.4	17.6	1.0	12.9	5.0	25.5	23.5	0.086
P6KE16A	15.2	16.8	1.0	13.6	5.0	26.7	22.5	0.086
P6KE18	16.2	19.8	1.0	14.5	5.0	22.6	26.5	0.088
P6KE18A	17.1	18.9	1.0	15.3	5.0	23.8	25.2	0.088
P6KE20	18.0	22.0	1.0	16.2	5.0	20.6	29.1	0.090
P6KE20A	19.0	21.0	1.0	17.1	5.0	21.7	27.7	0.090
P6KE22	19.8	24.2	1.0	17.8	5.0	18.8	31.9	0.092
P6KE22A	20.9	23.1	1.0	18.8	5.0	19.6	30.6	0.092
P6KE24	21.6	26.4	1.0	19.4	5.0	17.3	34.7	0.094
P6KE24A	22.8	25.2	1.0	20.5	5.0	18.1	33.2	0.094
P6KE27	24.3	29.7	1.0	21.8	5.0	15.3	39.1	0.096
P6KE27A	25.7	28.4	1.0	23.1	5.0	16.0	37.5	0.096
P6KE30	27.0	33.0	1.0	24.3	5.0	13.8	43.5	0.097
P6KE30A	28.5	31.5	1.0	25.6	5.0	14.5	41.4	0.097
P6KE33	29.7	36.3	1.0	26.8	5.0	12.6	47.7	0.098
P6KE33A	31.4	34.7	1.0	28.2	5.0	13.1	45.7	0.098
P6KE36	32.4	39.6	1.0	29.1	5.0	11.5	52.0	0.099
P6KE36A	34.2	37.8	1.0	30.8	5.0	12.0	49.9	0.099
P6KE39	35.1	42.9	1.0	31.6	5.0	10.6	56.4	0.100
P6KE39A	37.1	41.0	1.0	33.3	5.0	11.1	53.9	0.100
P6KE43	38.7	47.3	1.0	34.8	5.0	9.7	61.9	0.101
P6KE43A	40.9	45.2	1.0	36.8	5.0	10.1	59.3	0.101
P6KE47	42.3	51.7	1.0	38.1	5.0	8.8	67.8	0.101
P6KE47A	44.7	49.4	1.0	40.2	5.0	9.3	64.8	0.101
P6KE51	45.9	56.1	1.0	41.3	5.0	8.2	73.5	0.102
P6KE51A	48.5	53.6	1.0	43.6	5.0	8.6	70.1	0.102
P6KE56	50.4	61.6	1.0	45.4	5.0	7.5	80.5	0.103
P6KE56A	53.2	58.8	1.0	47.8	5.0	7.8	77.0	0.103



ELECTRICAL CHARACTERISTICS (at TA=25°C unless otherwise noted)

Device Type	Breakdown Voltage V _(BR) (Volts)(NOTES 1)		Test Current I _T (mA)	Stand-off Voltage V _{WM} (Volts)	Maximum Reverse Leakage at V _{WM} I _D (NOTE3)(μA)	Maximum Peak Pulse Reverse Current I _{PPM} (NOTE2) (Amps)	Maximum Clamping Voltage at I _{PPM} V _C (Volts)	Maximum Temperature Coefficient of V _(BR) (%/°C)
	MIN	MAX						
P6KE62	55.8	68.2	1.0	50.2	5.0	6.7	89.0	0.104
P6KE62A	58.9	65.1	1.0	53.0	5.0	7.1	85.0	0.104
P6KE68	61.2	74.8	1.0	55.1	5.0	6.1	98.0	0.104
P6KE68A	64.6	71.4	1.0	58.1	5.0	6.5	92.0	0.104
P6KE75	67.5	82.5	1.0	60.7	5.0	5.6	108	0.105
P6KE75A	71.3	78.8	1.0	64.1	5.0	5.8	103	0.105
P6KE82	73.8	90.2	1.0	66.4	5.0	5.1	118	0.105
P6KE82A	77.9	86.1	1.0	70.1	5.0	5.3	113	0.105
P6KE91	81.9	100	1.0	73.7	5.0	4.6	131	0.106
P6KE91A	86.5	95.5	1.0	77.8	5.0	4.8	125	0.106
P6KE100	90.0	110	1.0	81.0	5.0	4.2	144	0.106
P6KE100A	95.0	105	1.0	85.5	5.0	4.4	137	0.106
P6KE110	99.0	121	1.0	89.2	5.0	3.8	158	0.107
P6KE110A	105	116	1.0	94.0	5.0	3.9	152	0.107
P6KE120	108	132	1.0	97.2	5.0	3.5	173	0.107
P6KE120A	114	126	1.0	102	5.0	3.6	165	0.107
P6KE130	117	143	1.0	105	5.0	3.2	187	0.107
P6KE130A	124	137	1.0	111	5.0	3.4	179	0.107
P6KE150	135	165	1.0	121	5.0	2.8	215	0.108
P6KE150A	143	158	1.0	128	5.0	2.9	207	0.108
P6KE160	144	176	1.0	130	5.0	2.6	230	0.108
P6KE160A	152	168	1.0	136	5.0	2.7	219	0.108
P6KE170	153	187	1.0	138	5.0	2.5	244	0.108
P6KE170A	162	179	1.0	145	5.0	2.6	234	0.108
P6KE180	162	198	1.0	146	5.0	2.3	258	0.108
P6KE180A	171	189	1.0	154	5.0	2.4	246	0.108
P6KE200	180	220	1.0	162	5.0	2.1	287	0.108
P6KE200A	190	210	1.0	171	5.0	2.2	274	0.108
P6KE220	198	242	1.0	175	5.0	1.7	344	0.108
P6KE220A	209	231	1.0	185	5.0	1.8	328	0.108
P6KE250	225	275	1.0	202	5.0	1.7	360	0.110
P6KE250A	237	263	1.0	214	5.0	1.7	344	0.110
P6KE300	270	330	1.0	243	5.0	1.4	430	0.110
P6KE300A	285	315	1.0	256	5.0	1.4	414	0.110
P6KE350	315	385	1.0	284	5.0	1.2	504	0.110
P6KE350A	332	368	1.0	300	5.0	1.2	482	0.110
P6KE400	360	440	1.0	324	5.0	1.0	574	0.110
P6KE400A	380	420	1.0	342	5.0	1.1	548	0.110
P6KE440	396	484	1.0	356	5.0	0.95	631	0.110
P6KE440A	418	462	1.0	376	5.0	1.0	602	0.110

NOTES:

1. V_(BR) measured after I_T applied for 300μs, I_T=square wave pulse or equivalent
2. Surge current waveform per Fig.3 and derated per Fig.2
3. For bidirectional types having V_{WM} of 10 volts and less, the I_D limit is doubled
4. All items and symbols are consistent with ANSI/IEEE C62.35



www.microdiode.com

RATINGS AND CHARACTERISTIC CURVES P6KE6.8 THUR P6KE440CA

FIG. 1-PEAK PULSE POWER RATING CURVE

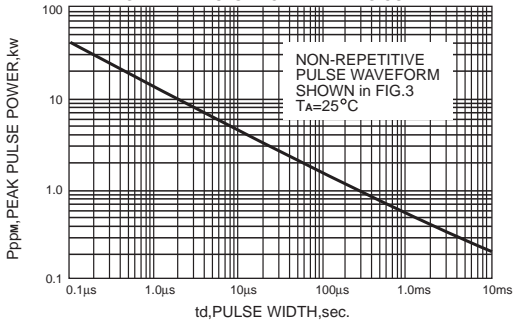


FIG. 2-PULSE DERATING CURVE

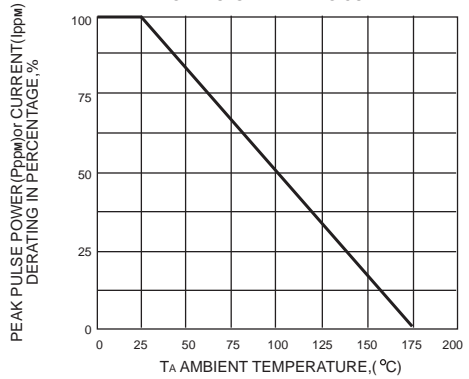


FIG.3-PULSE WAVEFORM

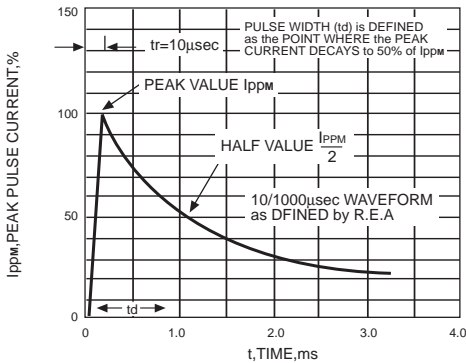


FIG. 4-TYPICAL JUNCTIONAL CAPACITANCE UNIDIRECTIONAL

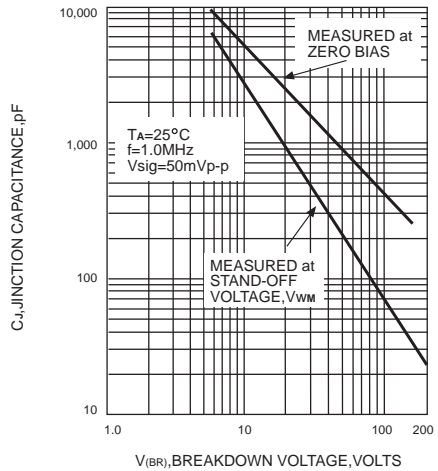


FIG.5-STEADY STATE POWER DERATING CURVE

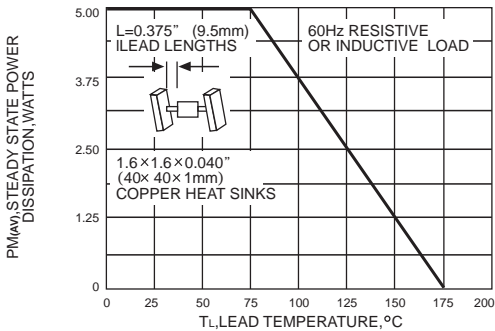


FIG.6-MAXIMUM NON-REPETITIVE FORWARD SURGE CURRENT UNIDIRECTIONAL ONLY

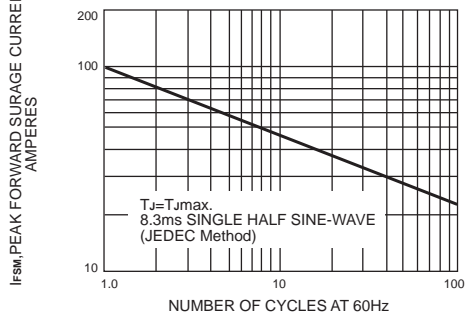
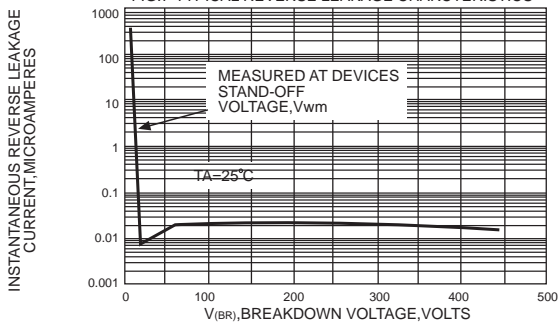


FIG.7-TYPICAL REVERSE LEAKAGE CHARACTERISTICS



The cruve graph is for reference only, can't be the basis for judgment(曲线图仅供参考!)



X-ON Electronics

Largest Supplier of Electrical and Electronic Components

Click to view similar products for [ESD Suppressors / TVS Diodes](#) category:

Click to view products by [Microdiode Electronics](#) manufacturer:

Other Similar products are found below :

[60KS200C](#) [D18V0L1B2LP-7B](#) [D5V0F4U5P5-7](#) [DESD5V0U1BB-7](#) [NTE4902](#) [P4KE27CA](#) [P6KE11CA](#) [P6KE39CA-TP](#) [P6KE8.2A](#)
[SA110CA](#) [SA60CA](#) [SA64CA](#) [SMBJ12CATR](#) [SMBJ33CATR](#) [SMBJ8.0A](#) [ESD101-B1-02ELS E6327](#) [ESD105-B1-02EL E6327](#) [ESD112-B1-02EL E6327](#) [ESD119B1W01005E6327XTSA1](#) [ESD5V0L1B02VH6327XTSA1](#) [ESD7451N2T5G](#) [19180-510](#) [CPDT-5V0USP-HF](#)
[3.0SMCJ33CA-F](#) [3.0SMCJ36A-F](#) [HSPC16701B02TP](#) [D3V3Q1B2DLP3-7](#) [D55V0M1B2WS-7](#) [DESD5V0U1BL-7B](#) [DRTR5V0U4SL-7](#)
[SCM1293A-04SO](#) [ESD200-B1-CSP0201 E6327](#) [SM12-7](#) [SMF8.0A-TP](#) [SMLJ45CA-TP](#) [CEN955 W/DATA](#) [82350120560](#) [VESD12A1A-](#)
[HD1-GS08](#) [CPDUR5V0R-HF](#) [CPDQC5V0U-HF](#) [CPDQC5V0USP-HF](#) [CPDQC5V0-HF](#) [D1213A-01LP4-7B](#) [D1213A-02WL-7](#)
[MMAD1108/TR13](#) [5KP100A](#) [5KP15A](#) [5KP18A](#) [5KP48A](#) [5KP90A](#)