



SF501ET(D) THRU SF506ET(D)

Reverse Voltage -100 to 600 Volts Forward Current - 5.0 Ampere

SUPER FAST GLASS PASSIVATED RECTIFIERS

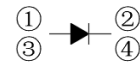

FEATURES

- ◆ High current capability
- ◆ Low forward voltage drop
- ◆ Low power loss, high efficiency
- ◆ High surge capability
- ◆ High temperature soldering guaranteed
- ◆ Mounting position: any

TO-251(I-PAK)



TO-252(D-PAK)



MECHANICAL DATA

Case: TO-251/252 molded plastic body

Terminals: Plated axial leads, solderable per MIL-STD-750, Method 2026

Polarity: Color band denotes cathode end

Mounting Position: Any

Weight: 0.0141 ounce (approx), 0.4 grams (approx)

PACKAGE SPECIFICATIONS

Package	Reel Size	Reel DIA. (mm)	Q'TY/Reel (pcs)	Box Size (mm)	QTY/Box (pcs)	Carton Size (mm)	Q'TY/Carton (pcs)
TO-251	13'	330	2500	340×336×29	2500	353×346×365	25000
TO-252	13'	330	2500	340×336×29	2500	353×346×365	25000

MAXIMUM RATINGS AND ELECTRICAL CHARACTERISTICS

Ratings at 25°C ambient temperature unless otherwise specified.

Single phase half-wave 60Hz, resistive or inductive load, for capacitive load current derate by 20%.

MCHARACTERISTICS	TO-251	SF 501ET	SF 502ET	SF 503ET	SF 504ET	SF 505ET	SF 506ET	UNITS
	TO-252	SF 501ED	SF 502ED	SF 503ED	SF 504ED	SF 505ED	SF 506ED	
Maximum repetitive peak reverse voltage	V_{RRM}	100	200	300	400	500	600	V
Maximum RMS voltage	V_{RMS}	70	140	210	280	350	420	V
Maximum DC blocking voltage	V_{DC}	100	200	300	400	500	600	V
Maximum average forward rectified current	$I_{(AV)}$	5.0						A
Peak forward surge current 8.3ms single half sine-wave superimposed on rated load (JEDEC Method)	I_{FSM}	150						A
Maximum instantaneous forward voltage at 5.0A DC	V_F	0.95		1.25		1.70		V
Maximum DC reverse current $T_A=25^\circ\text{C}$ at rated DC blocking voltage $T_A=125^\circ\text{C}$	I_R	1.0			300			μA
Typical junction capacitance (NOTE 1)	C_J	45						pF
Typical thermal resistance (NOTE 2)	$R_{\theta JA}$	15						$^\circ\text{C}/\text{W}$
Maximum Reverse Recovery Time (Note 3)	T_{rr}	35						ns
Operating junction and storage temperature range	T_J, T_{STG}	-55 to +150						$^\circ\text{C}$

Note: 1. Measured at 1.0MHz and applied reverse voltage of 4.0V D.C.

2. Mounted on 10cm x 10cm x 1mm copper pad area

3. Reverse Recovery Test Conditions: $I_F=0.5\text{A}$, $I_R=1\text{A}$, $I_{rr}=0.25\text{A}$

4. The typical data above is for reference only.

DN:T18B02A0



SF501ET(D) THRU SF506ET(D)

Reverse Voltage -100 to 600 Volts Forward Current - 5.0 Ampere

Rating and Characteristic Curves

FIG.1 - FORWARD CURRENT DERATING CURVE

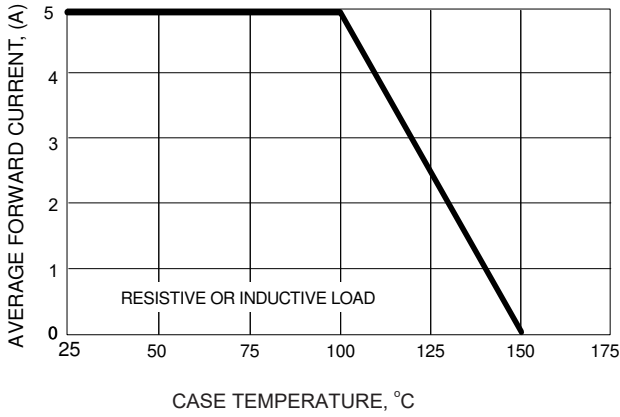


FIG.2 - MAXIMUM NON-REPETITIVE PEAK FORWARD SURGE CURRENT

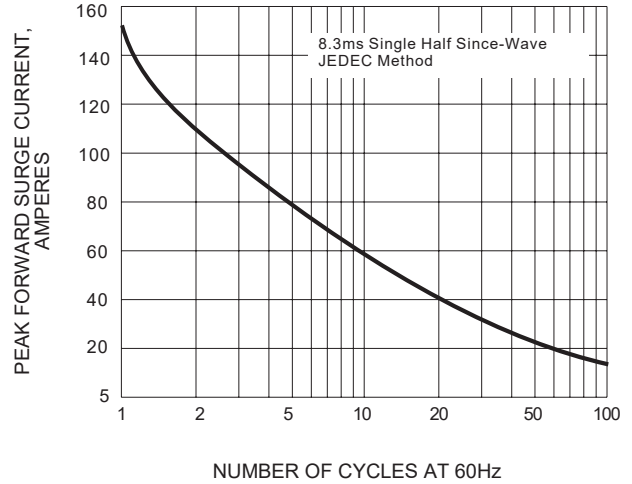


FIG.3 - TYPICAL INSTANTANEOUS FORWARD CHARACTERISTICS

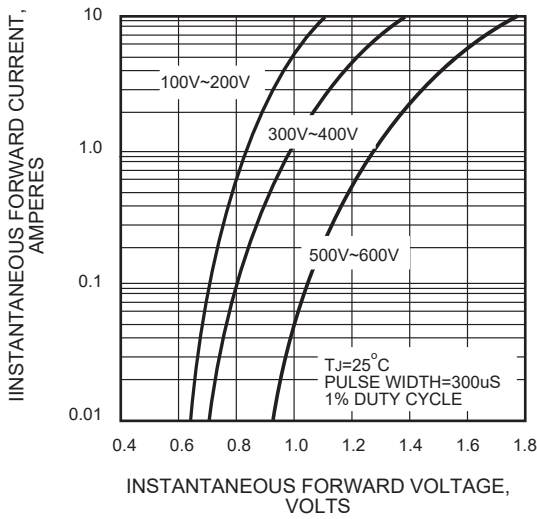


FIG.4 - TYPICAL REVERSE CHARACTERISTICS

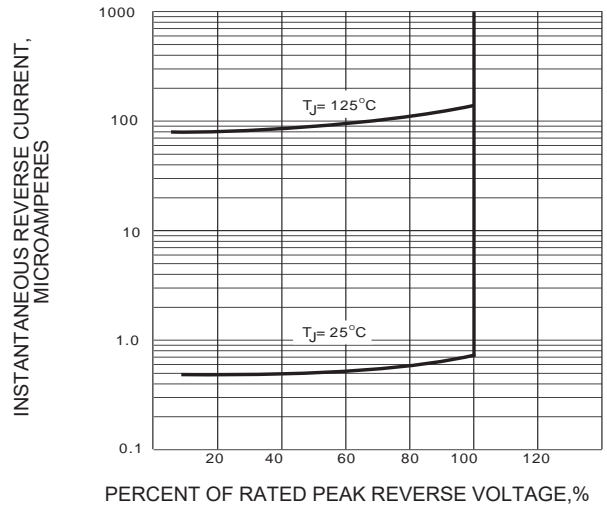
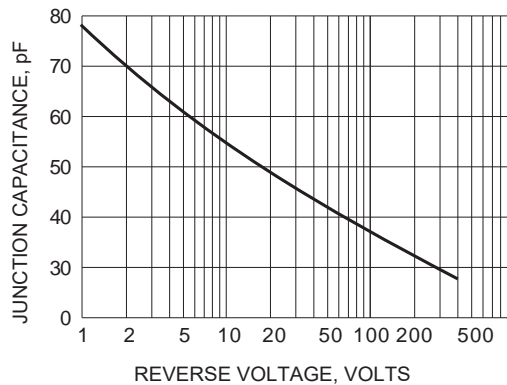


FIG.5 - TYPICAL JUNCTION CAPACITANCE



The curve above is for reference only.

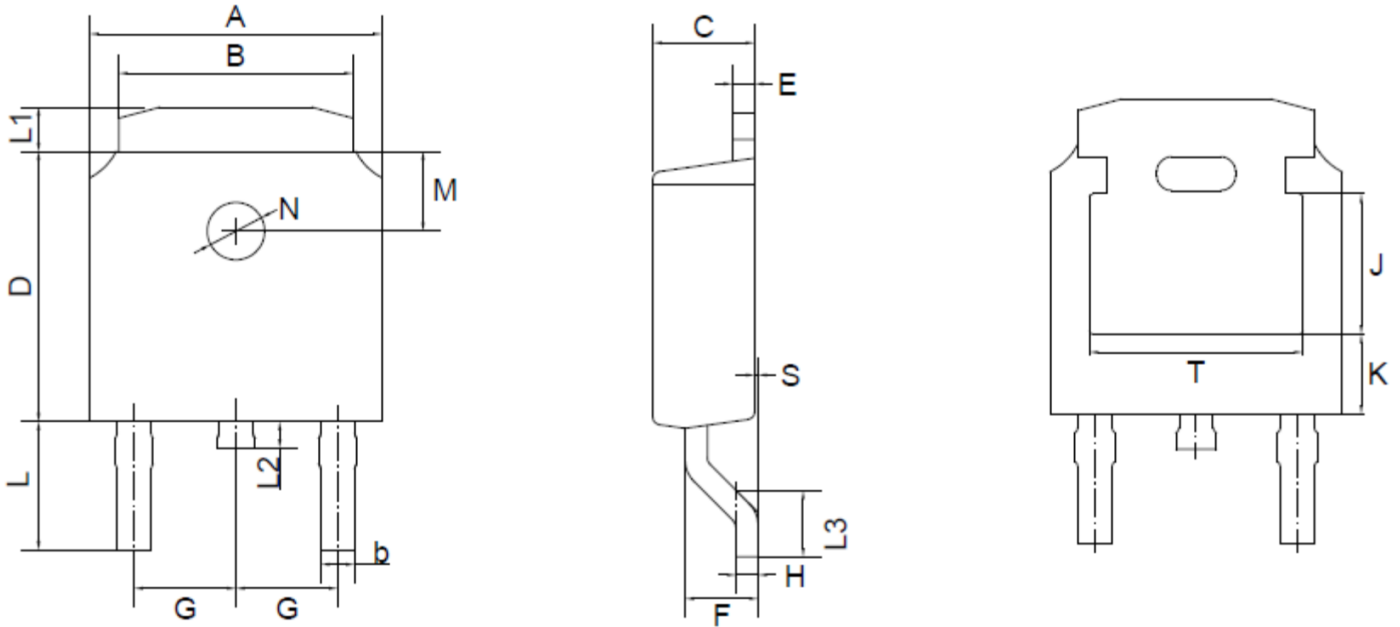


SF501ET(D) THRU SF506ET(D)

Reverse Voltage -100 to 600 Volts Forward Current - 5.0 Ampere

Outline Drawing

TO-252(D-PAK) Package Outline Dimensions



TO-252(D-PAK) mechanical data

UNIT		A	B	b	C	D	E	F	G	H	L	L1	L2	L3	S	M	N	J	K	T
mm	max	6.7	5.5	0.8	2.5	6.3	0.6	1.8	2.29	0.55	3.1	1.2	1.0	1.75	0.1	1.8	1.3	3.16	1.80	4.83
	min	6.3	5.1	0.3	2.1	5.9	0.4	1.3	TYPICAL	0.45	2.7	0.8	0.6	1.40	0.0	TYPICAL	TYPICAL	ref.	ref.	ref.
mil	max	264	217	31	98	248	24	71	90	22	122	47	39	69	4	71	51	124	71	190
	min	248	201	12	83	232	16	51	TYPICAL	18	106	31	24	55	0	TYPICAL	TYPICAL	ref.	ref.	ref.

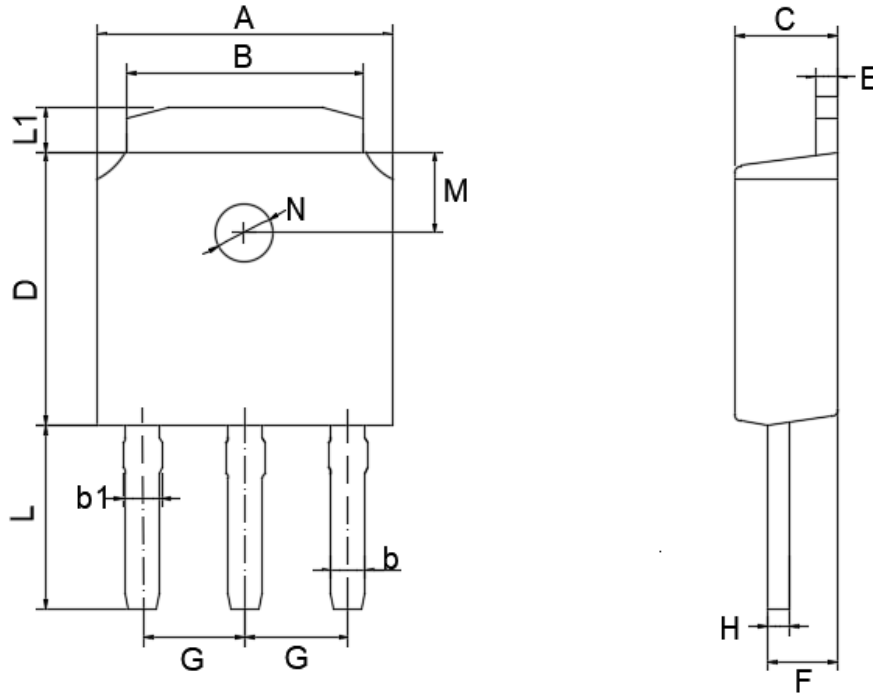


SF501ET(D) THRU SF506ET(D)

Reverse Voltage -100 to 600 Volts Forward Current - 5.0 Ampere

Outlitne Drawing

TO-251(I-PAK) Package Outline Dimensions



TO-251(I-PAK) mechanical data

UNIT		A	B	b	b1	C	D	E	F	G	H	L	L1	M	N
mm	max	6.70	5.50	0.80	0.90	2.50	6.30	0.60	1.80	2.29	0.55	4.30	1.20	1.8	1.3
	min	6.30	5.10	0.30	0.76	2.10	5.90	0.40	1.30		TYPICAL	0.45	3.90		
mil	max	264	217	31	35	98	248	24	71	90	22	169	47	71	51
	min	248	201	12	30	83	232	16	51		TYPICAL	18	154		

X-ON Electronics

Largest Supplier of Electrical and Electronic Components

Click to view similar products for [Rectifiers](#) category:

Click to view products by [Microdiode Electronics](#) manufacturer:

Other Similar products are found below :

[70HFR40](#) [FR105 R0](#) [RL252-TP](#) [1N5397](#) [1N4005-TR](#) [1N4007-BP](#) [UFS120Je3/TR13](#) [20ETS12S](#) [RRE02VS6SGTR](#) [MS306](#) [A1N5404G-G](#)
[CRF02\(T5L,TEMQ\)](#) [ACGRB207-HF](#) [CLH07\(TE16L,Q\)](#) [CLH03\(TE16L,Q\)](#) [1N5395-TP](#) [UES1302](#) [ACGRC307-HF](#) [ACEFC304-HF](#) [DZ-](#)
[1380](#) [85HFR60](#) [40HFR60](#) [70HF120](#) [85HFR80](#) [SCF7500](#) [SM100](#) [ACGRA4001-HF](#) [SKN70/08](#) [NTE5819](#) [NTE5827](#) [NTE5828](#) [NTE5911](#)
[NTE5915](#) [NTE6104](#) [NTE6163](#) [NTE6164](#) [NTE6165](#) [NTE6364](#) [TSD3G](#) [SET130312](#) [NRVUS110VT3G](#) [UES1106](#) [UES1306](#)
[NRVUS240VT3G](#) [D5FE60-5063](#) [R4000GPS-TP](#) [D4015L56TP](#) [UES1306HR2](#) [FX20K120](#) [D20XB60-7101](#)