

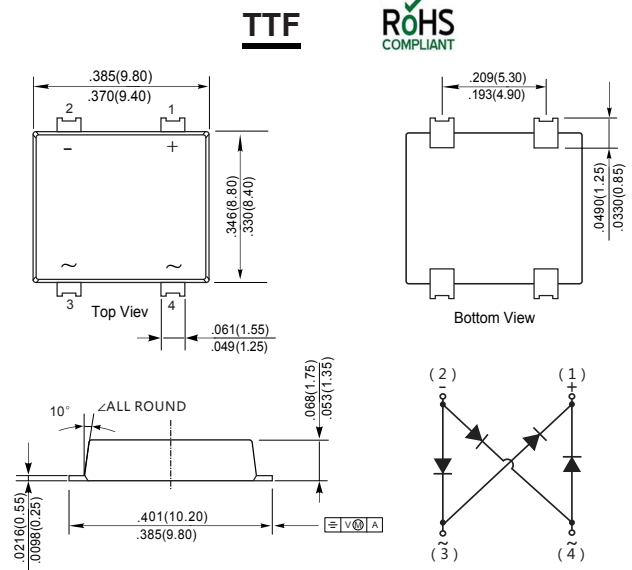
GLASS PASSIVATED SURFACE MOUNT BRIDGE RECTIFIERS

Features

- ◆ Glass Passivated Chip Junction
- ◆ Reverse Voltage - 1000 V
- ◆ Forward Current- 6.0 A
- ◆ Fast reverse recovery time
- ◆ Designed for Surface Mount Application

Mechanical Data

Case: JEDEC TTF molded plastic body
 Terminals: Solderable per MIL-STD-750, Method 2026A
 Polarity: Polarity symbol marking on body Mounting
 Position: Any
 Weight: 0.0163 ounce, 0.461 grams



Dimensions in inches and (millimeters)

Maximum Ratings And Electrical Characteristics (TA=25°C unless otherwise specified)

Single phase half-wave 60Hz, resistive or inductive load, for capacitive load current derate by 20% .

PARAMETER	SYMBOL	TTR6MF	Units
Maximum Recurrent Peak Reverse Voltage	V_{RRM}	1000	V
Maximum RMS voltage	V_{RMS}	700	V
Maximum DC Blocking Voltage	V_{DC}	1000	V
Average Rectified Output Current at $T_C = 100^\circ\text{C}$	I_o	6.0	A
Peak Forward Surge Current, 8.3ms Single Half Sine-wave Superimposed on Rated Load (JEDEC method)	I_{FSM}	200	A
I^2t Rating for Fusing	I^2t	166	A ² S
Typical Thermal Resistance ⁽¹⁾	$R_{\theta JA}$	60	°C/W
	$R_{\theta JC}$	6	
	$R_{\theta JL}$	14	
Operating and Storage Temperature Range	T_J, T_{stg}	-55 ~ +150	°C

Maximum Ratings And Electrical Characteristics (TA=25°C unless otherwise specified)

PARAMETER	SYMBOL	TEST CONDITIONS	MIN	TYP	MAX	Units
Instantaneous forward voltage	V_F	$I_F = 6\text{ A}$ $T_J = 25^\circ\text{C}$	-	-	1.0	V
Reverse current at DC blocking voltage	I_R	$T_J = 25^\circ\text{C}$	-	-	5	uA
		$T_J = 125^\circ\text{C}$	-	-	200	
Maximum Reverse Recovery Time	t_{rr}	Measured with $I_F = 0.5\text{ A}$, $I_R = 1\text{ A}$, $I = 0.25\text{ A}$.	-	-	500	ns
Typical Junction Capacitance	C_j	$f = 1\text{ MHz}$, $V_R = 4\text{ V DC}$ $T_J = 25^\circ\text{C}$	-	80	-	pF

Note: 1. Measured at 1MHz and applied reverse voltage of 4 V D.C.

2. P.C.B. mounted with 4×1.5"×1.5" (3.81×3.81 cm) copper pad areas.

Typical Characteristics

Fig.1 Average Rectified Output Current Derating Curve

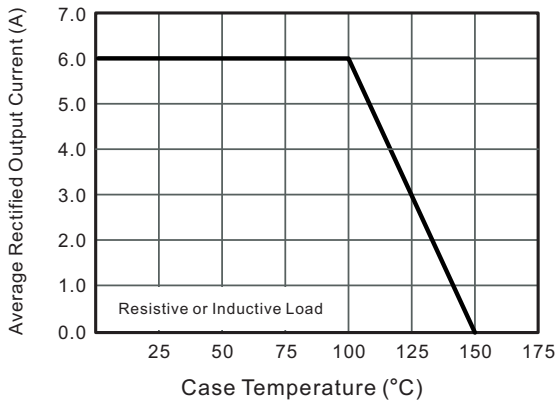


Fig.2 Typical Reverse Characteristics

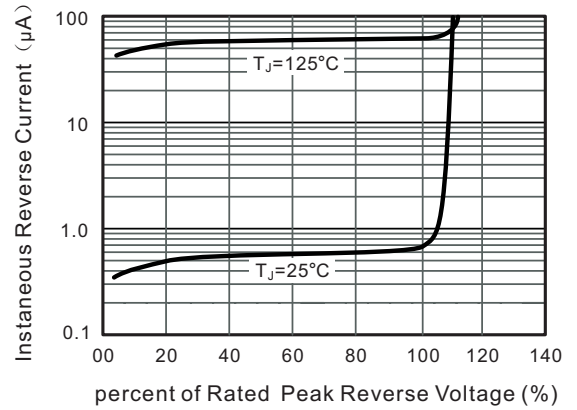


Fig.3 Typical Instantaneous Forward Characteristics

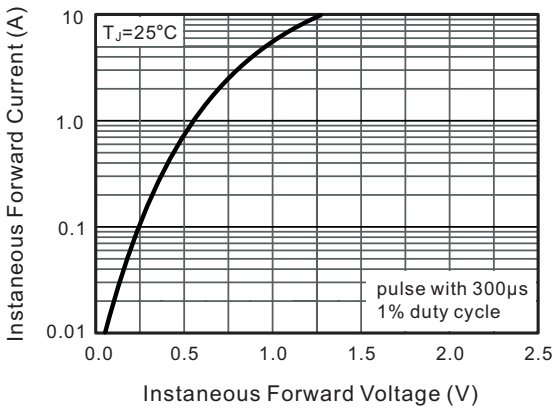


Fig.4 Typical Junction Capacitance

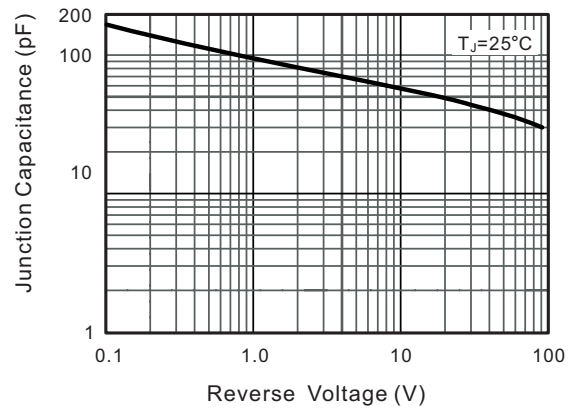


Fig.5 Maximum Non-Repetitive Peak Forward Surge Current

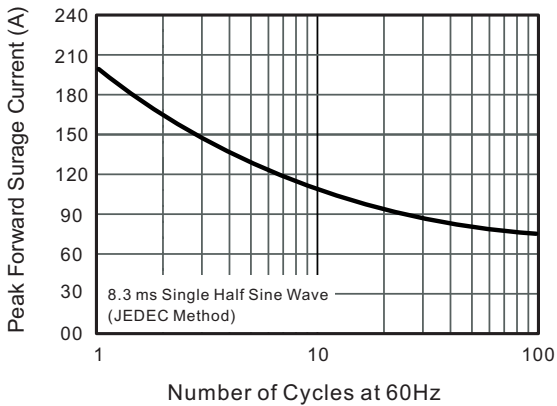
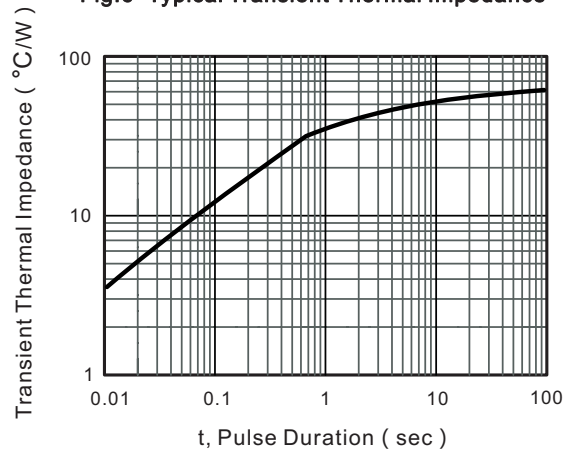
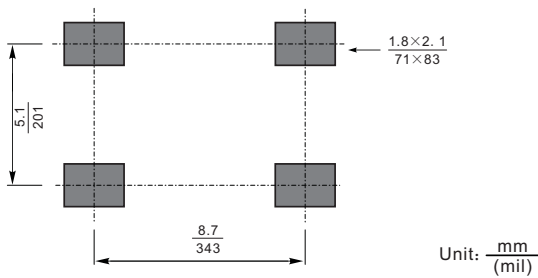


Fig.6- Typical Transient Thermal Impedance



The curve above is for reference only.

Suggested Pad Layout

**Note:**

1. Controlling dimension: in/millimeters.
2. General tolerance: $\pm 0.05\text{mm}$.
3. The pad layout is for reference purposes only.

Important Notice and Disclaimer

Microdiode Electronics (Jiangsu) reserves the right to make changes to this document and its products and specifications at any time without notice. Customers should obtain and confirm the latest product information and specifications before final design, purchase or use.

Microdiode Electronics (Jiangsu) makes no warranty, representation or guarantee regarding the suitability of its products for any particular purpose, nor does Microdiode Electronics (Jiangsu) assume any liability for application assistance or customer product design. Microdiode Electronics (Jiangsu) does not warrant or accept any liability with products which are purchased or used for any unintended or unauthorized application.

No license is granted by implication or otherwise under any intellectual property rights of Microdiode Electronics (Jiangsu).

Microdiode Electronics (Jiangsu) products are not authorized for use as critical components in life support devices or systems without express written approval of Microdiode Electronics (Jiangsu).

X-ON Electronics

Largest Supplier of Electrical and Electronic Components

Click to view similar products for [Bridge Rectifiers](#) category:

Click to view products by [Microdiode Electronics](#) manufacturer:

Other Similar products are found below :

[G3SBA60-E351](#) [GBJ1504-BP](#) [GBU10B-BP](#) [GBU15J-BP](#) [GBU15K-BP](#) [GBU4A-BP](#) [GBU4D-BP](#) [GBU6B-E3/45](#) [GSIB680-E3/45](#) [DB101-BP](#) [DF10SA-E345](#) [RMB2S](#) [RCG](#) [APT30DF100HJ](#) [APT60DF20HJ](#) [B2S-E3/80](#) [BU1506-E351](#) [BU15085S-E345](#) [BU1508-E3/45](#) [BU1510-E3/45](#) [RS404GL-BP](#) [RS405GL-BP](#) [G3SBA20-E3/51](#) [G5SBA20-E3/51](#) [G5SBA60-E3/51](#) [GBJ1502-BP](#) [GBL02-E351](#) [GBL10-E3/45](#) [GBU10J-BP](#) [GBU4J-BP](#) [GBU4K-BP](#) [GBU8B-E3/45](#) [GBU8D-BP](#) [GBU8J-BP](#) [GSIB1520-E3/45](#) [MB1510](#) [MB352W](#) [MB6M-G](#) [B2M-E345](#) [B40C7000A](#) [B500C7000A](#) [MP5010W-BP](#) [MP501W-BP](#) [MP502-BP](#) [BR1005-BP](#) [BR101-BP](#) [BU1006-E345](#) [BU1010A-E3/51](#) [BU12065S-E3/45](#) [BU1508-E3/51](#) [BU2006-E3/45](#)