

客户 Customer: _____

日期 DATE: _____

纳入仕様书 SPECIFICATION

产品名称 PRODUCT NAME: 叠层片式双工器

Multilayer Chip Diplexer

贵司料号 YOUR PART NO.:

敝司料号 OUR PART NO.: MDPX18M1524P69-D03M

版本号 VERSION.: V 2.0

接受 RECEPTION THE SPECIFICATION HAS BEEN ACCEPTED. 该纳入仕様书已被我司接受 日期: DATE: 公司: COMPANY:		
批准 CFMD	审核 CHKD	接收 RCVD

本纳入仕様书共 13 页

MANUFACTURING NAME

深圳市麦捷微电子科技有限公司
SHENZHEN MICROGATE TECHNOLOGY CO., LTD
TEL: 86-755-28085000
FAX: 86-755-28085605

CFMD. 批准	CHKD. 审核	DSGD. 担当
梁启新	赖定权	曾艳峰

深圳市麦捷微电子科技有限公司
地址: 深圳市龙华新区观澜街道高尔夫大道裕新路 65 号
电话(Tel): 0755-28085000 传真(Fax): 0755-28085605

邮编(Postcode): 518110

纳入仕様书改定履历 MODIFY HISTORY OF SPECIFICATION

NO.	DATE	CONTENT	APPROVED
1.0	2012.12.06	初稿 Constitute	梁启新
1.1	2014.05.20	增加 Land Pattern	梁启新
2.0	2015.11.24	更改电性曲线 Modify Electrical Characteristics	梁启新

目录 CATALOG

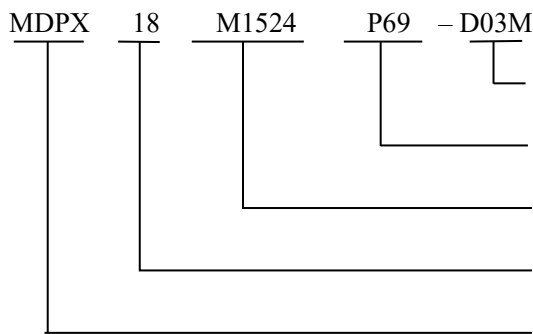
1 适用范围 Scope.....	4
2 品名构成 Product Identification.....	4
3 形状、尺寸和材料 Appearance, Dimensions and Material.	4
4 测试条件 Testing Conditions.....	5
5 电气性能 Electrical Characteristics.....	5
6 特性曲线 Characteristic curve.....	6
7 信赖性试验 Reliable Performance.....	7
8 焊接条件 Recommended Soldering Conditions.....	9
9 包装 Packaging.....	10
10 装箱清单及标志 Packing documents and marking.....	11
11 保管 Storage.....	13

1 适用范围 Scope

“麦捷”微波双工器系列产品设计用于 PHS、WLAN、GSM、Bluetooth、PDA 和无绳电话机中，具有低的插入损耗、高的衰减和小体积 SMD 片式设计，能减少复杂的调校工作，可以简化电路设计。

“Microgate” Microwave Diplexer series are designed to be used in PHS、WLAN、GSM、Bluetooth、PDA & Cordless phones with low insertion loss and high attenuation as well as small size SMD chip design, which can simplify your complex tuning and circuit design.

2 品名构成 Product Identification



标准规格, 编号 D03M/Norma Type: D03M

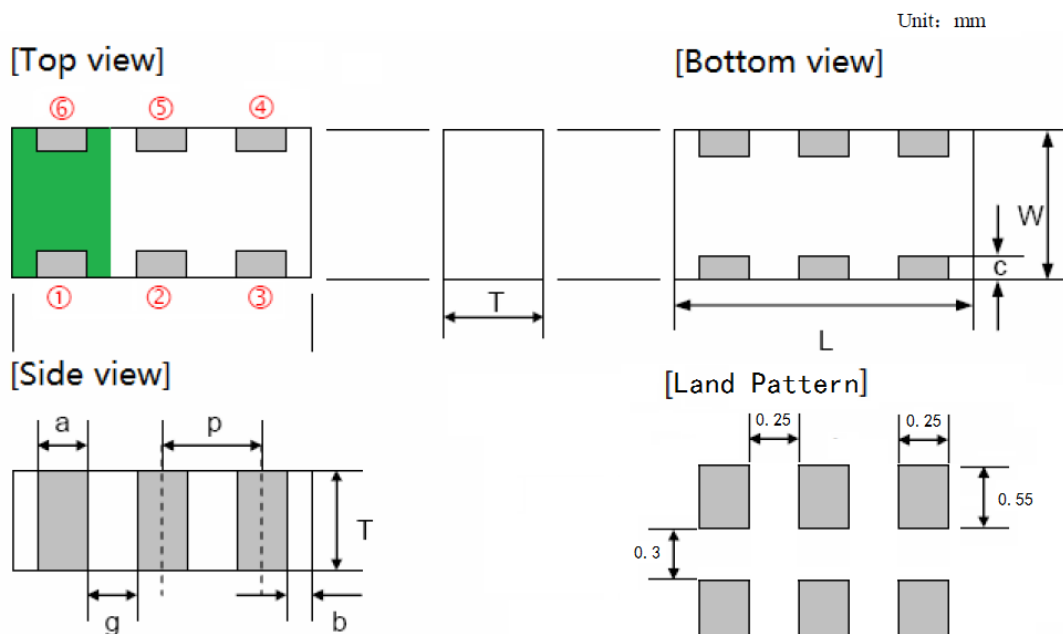
平面设计结构/Planar Design Series: P69

模块频率/Module Frequency: 1575MHz/2450MHz&5000MHz

产品尺寸/Size: 1.6×0.8×0.6mm

多层结构双工器 /Multi-layer Diplexer

3 形状、尺寸和材料 Appearance, Dimensions and Material



Dimension

L	W	T	a	b	c	g	p
1.6±0.1	0.8±0.1	0.6±0.1	0.2±0.1	0.2±0.1	0.15±0.1	0.3±0.1	0.5±0.05

PIN Configuration

1	2	3	4	5	6
GND	Antenna Input	GND	Higher Freq.Port	GND	Lower Freq. Port

深圳市麦捷微电子科技有限公司

地址: 深圳市龙华新区观澜街道高尔夫大道裕新路 65 号

电话(Tel): 0755-28085000

传真(Fax): 0755-28085605

邮编(Postcode): 518110

Part Name 名称	Structure and Material 结构及材料
Resonator 谐振体	Dielectric Material LTCC 介质材料
In/Output Terminals 输入/输出	Ag 银
Ground Base 接地面	Ag 银

4 测试条件 Testing Conditions

除非另有规定，否则在以下条件下测试 <Unless otherwise specified>

温度 Temperature : Ordinary Temperature (5 to 35°C)

湿度 Humidity : Ordinary Humidity (25 to 85% RH)

大气压强 Atmospheric Pressure : 86 to 106 kPa

当对测量结果有疑问时<In case of doubt>

温度 Temperature : 20±2°C

湿度 Humidity : 60 to 75% RH

大气压强 Atmospheric Pressure : 86 to 106 kPa

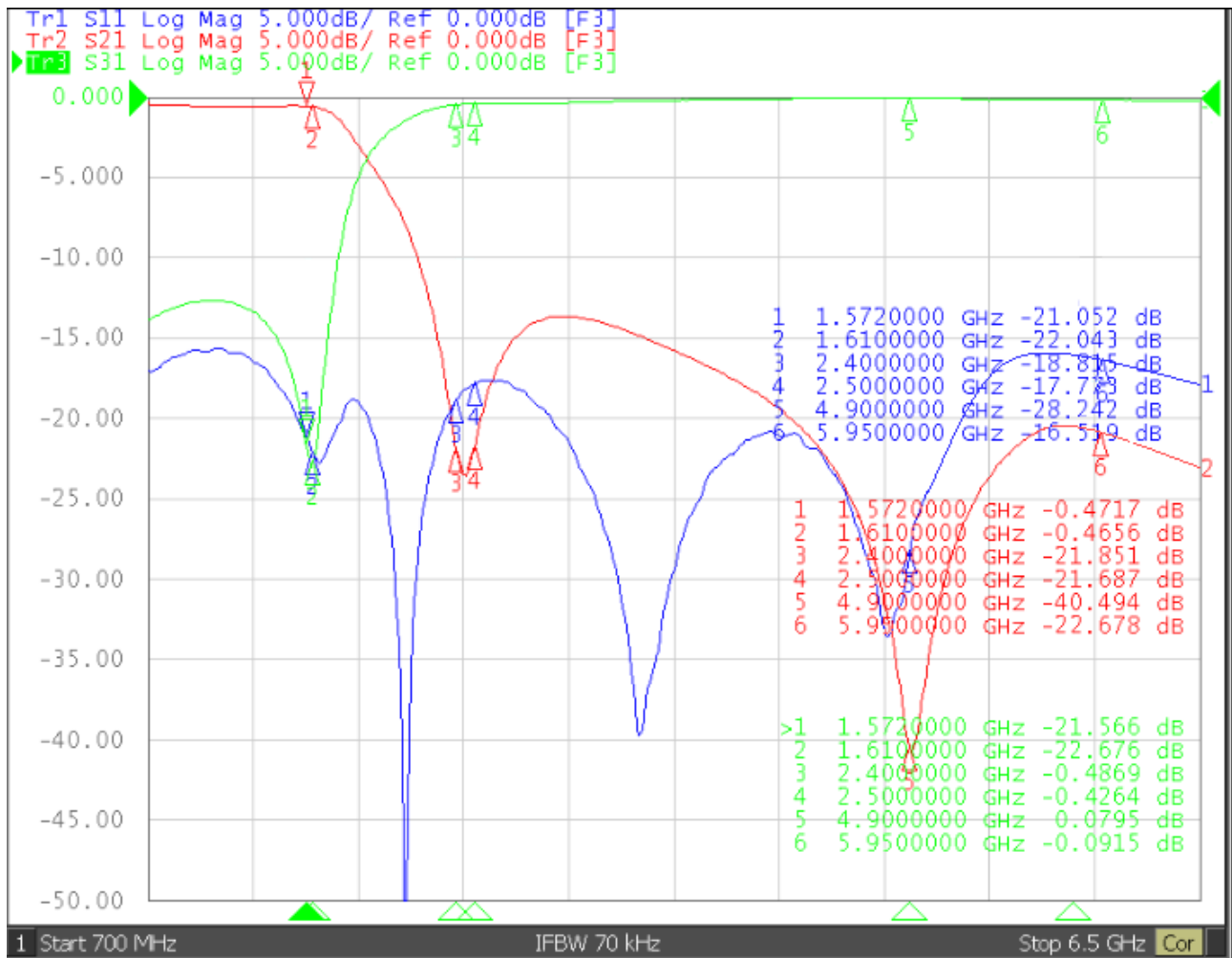
5 电气性能 Electrical Characteristics

操作温度范围 Operating Temperature Range : -40 to +85°C

保存温度范围 Storage Temperature Range : -40 to +85°C

No.	Item (项目)	Specifications (特性)
5.1	Frequency Range 频率范围 f1	2400-2500 MHz
		4900-6000 MHz
	Frequency Range 频率范围 f2	1570-1610 MHz
5.2	Insertion Loss (in f1) 插入损耗	2400-2500 MHz
		4900-6000 MHz
		≤ 0.65dB
5.3	Insertion Loss (in f2) 插入损耗	≤ 0.6dB
5.4	V.S.W.R (in BW) 驻波比 (in f1 & f2)	≤ 2.0
5.5	Attenuation 阻带损耗 (in f1)	≥ 20dB (1570~1610 MHz)
5.6	Attenuation 阻带损耗 (in f2)	≥ 15dB (2400~2500MHz)
		≥ 15dB (4900~6000MHz)
5.7	In/Output Impedance 输入/输出阻抗	50 Ω
5.8	Power Capacity 功率容量	2.0 W max.

6 特性曲线 Characteristic Curve



深圳市麦捷微电子科技有限公司

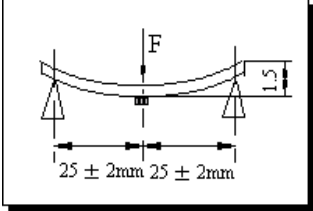
地址：深圳市龙华新区观澜街道高尔夫大道裕新路 65 号

电话(Tel): 0755-28085000

传真(Fax): 0755-28085605

邮编(Postcode): 518110

7 信赖性试验 Reliable Performance

NO.	Item	Specifications	Test Methods	
7-1	Solder-Ability 可焊性	More than 90% of termination should be covered with new solder. 端电极焊锡覆盖率为90%以上。	焊锡 Solder: Sn: Pb=	100:0
			焊锡温度 Temperature:	255°C+5°C/-0°C
			助焊剂 Flux: 松香 rosin	
			浸渍时间 Duration:	5±0.5s
7-2	Leaching Resistance 耐焊性	More than 75% of termination Should be covered with new solder. 端电极焊锡覆盖率为75%以上	焊锡 Solder: Sn: Pb=	100:0
			焊锡温度 Temperature:	270°C+2°C/-0°C
			助焊剂 Flux: 松香 rosin	
			浸渍时间 Duration:	10±0.5s
7-3	Terminal Strength 端头强度	The terminal and body should be no damage 端头和瓷体不应见损伤	<p>The device should not be broken after tensile force of 1.0kg is slowly applied to pull a lead pin of the fixed device in the lead axis direction for 10±1 seconds.</p> <p>在产品电极端子上或表面上应能承受 1kg 垂直拉力 10±1 秒</p>	
7-4	Bending Strength 弯曲试验	No mechanical damage should be noticed 不应见机械损伤	<p>Weld the product to the center part of the PCB with the thickness 1.6±0.2mm as the illustration shows, and keep exerting force arrow-ward on it at speed of: 1mm/S, and hold for 5±1S at the position of 1.5mm bending distance, so far, any peeling off of the product metal coating should not be detected.</p> <p>将产品按图焊在 1.6±0.2mm 的 PCB 板中间, 由箭头方向施力 1mm/S, 弯曲距离 1.5mm, 保持 5±1S, 产品金属层无脱落。</p> 	

NO.	Item	Specifications	Test Methods
7-5	Drop 跌落		Drop 10 times on a concrete floor from a height of 1m. 从距混凝土地面 1m 高度自由落下，重复 3 次。
7-6	Vibration 振动		频率 Frequency: 10 to 55Hz 振幅 Amplitude: 1.5mm 方向及时间 Direction and time: X, Y and Z directions for 2 hours each.
7-7	Humidity resistance 耐潮湿	Post Environmental Tolerance (环境试验后允许附加误差) 1 Center Frequency 中心频率 fo: ± 2.0 MHz;	a. 试验条件 Test condition 温度 Temp.: $60\pm 2^{\circ}\text{C}$ 湿度 Humidity: 90%~95% 试验时间 Test time: 96 ± 2 h b. 测量条件 Measurement method: 试验后常温常湿环境中放置 (24 ± 2) 小时后测量。 The component should be stabilized at normal condition for (24 ± 2) hours before test.
7-8	High temperature resistance 耐高温	2 Insertion Loss 插入损耗: ± 0.5 dB; 3 Band Width 通带宽度: ± 1.0 MHz 4 Ripple (in BW) 通带波动: ± 0.5 dB; 5 V.S.W.R (in BW) 驻波比: ± 0.2	a. 试验条件 Test condition 温度 Temp.: $+ 85\pm 2^{\circ}\text{C}$ 试验时间 Test time: 96 ± 2 h b. 测量条件 Measurement method: 试验后常温常湿环境中放置 (24 ± 2) 小时后测量。 The component should be stabilized at normal condition for (24 ± 2) hours before test.
7-9	Low temperature resistance 耐低温	6 Attenuation 阻带衰耗: ± 2.0 dB	a. 试验条件 Test condition 温度 Temp.: $-40\pm 2^{\circ}\text{C}$ 试验时间 Test time: 96 ± 2 h b. 测量条件 Measurement method: 试验后常温常湿环境中放置 (24 ± 2) 小时后测量。 The component should be stabilized at normal condition for (24 ± 2) hours before test.
7-10	Thermal shock (Temperature cycle) 热冲击 (温度循环)		a. 试验条件 Test condition 1) 温度 Temp.: -40°C , 时间 time: 30 ± 3 min 2) 温度 Temp.: $+85^{\circ}\text{C}$, 时间 time: 30 ± 3 min 5 cycles b. 测量条件 Measurement method: 试验后常温常湿环境中放置 (24 ± 2) 小时后测量。 The component should be stabilized at normal condition for (24 ± 2) hours before test.

8 焊接条件 Recommended Soldering Conditions

1、焊剂 Flux, Solder

① 使用松香助焊剂，禁止使用卤化物含量超过 0.2wt% 的强酸性助焊剂。

Use rosin-based flux. Don't use highly acidic flux with halide content exceeding 0.2wt% (chlorine conversion value).

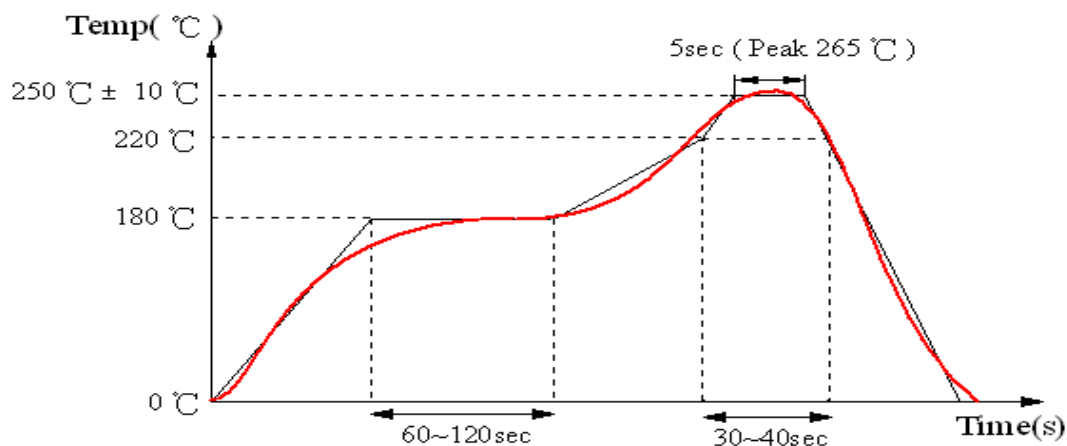
② 使用纯锡焊料 Use Sn solder.

2、回流焊条件 Reflow soldering conditions

● 预热时，产品表温与焊料温度的温差最大不允许超出 150℃，焊接完后冷却时，产品表温与溶剂温度之间的温差最大不允许超出 100℃。预热不足有可能引发产品表面裂纹，导致产品品质下降。

Pre-heating should be in such a way that the temperature difference between solder and product surface is limited to 150℃ max. Cooling into solvent after soldering also should be in such a way that temperature difference is limited to 100℃ max. Unwrought pre-heating may cause cracks on the product, resulting in the deterioration of products quality.

● 标准回流焊曲线 Standard soldering profile.



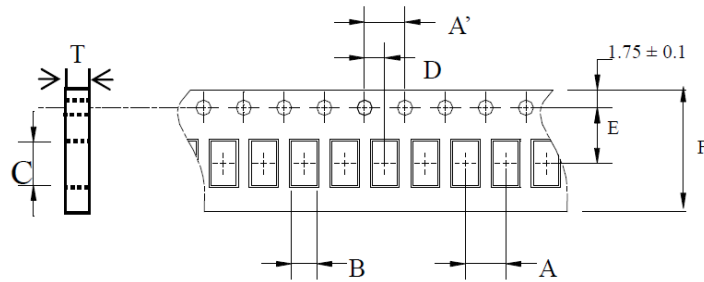
3、手工返工 Reworking with soldering iron

当使用电烙铁进行手工焊接时，以下条件必须严格遵守 The following conditions must be strictly followed when using a soldering iron.

预热 Pre-heating	150°C, 1 minute
尖端温度 Tip temperature	280°C max
输出功率 Soldering iron output	30w max
电烙铁头尖端尺寸 End of soldering iron	φ3mm max
焊接时间 Soldering time	3 seconds max

9 包装 Packaging

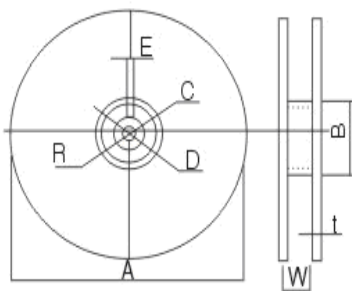
① 编带尺寸 Dimensions of Tape:



Type	A	A'	B	C	D	E	F	T	Tape Material
1608	4.0±0.1	4.0±0.1	1.1±0.1	1.9±0.1	2.0±0.1	3.5±0.1	8.0±0.1	0.75±0.05	Paper

② 带轮尺寸 Dimensions of Reel

Unit: mm



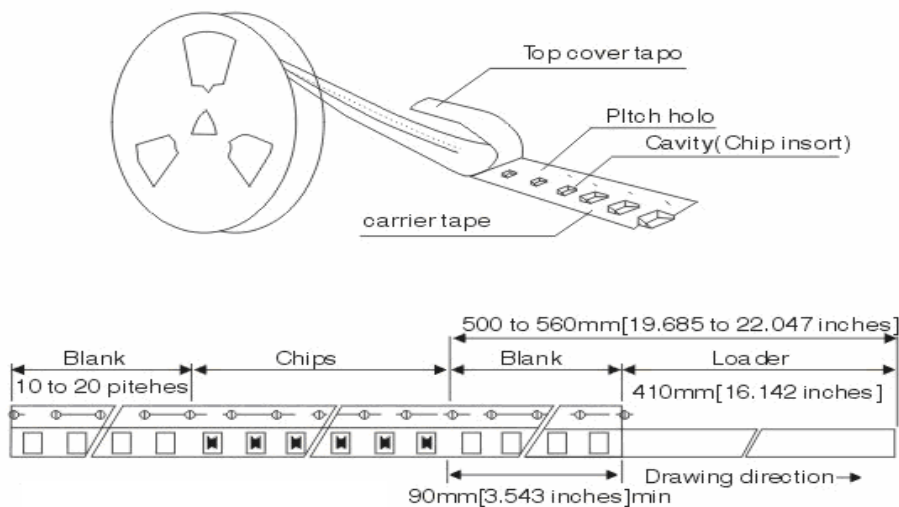
Reel material: PS (Polystyrene)

A	178±2
B	60±2
C	13.0±0.5
D	21.0±0.8
E	2.0±0.5
W	8.5±1.0
t	1.2±0.2
R	1.0±0.25

③ 编带抗拉强度 Pulling strength of tapes:

载带 Carrier tape	10N or more (1kgf or more)
上盖带 Cover tape	5N or more (1kgf or more)

④ 编带简图及拉伸方向 Taping figure and drawing direction:



深圳市麦捷微电子科技有限公司

地址: 深圳市龙华新区观澜街道高尔夫大道裕新路 65 号

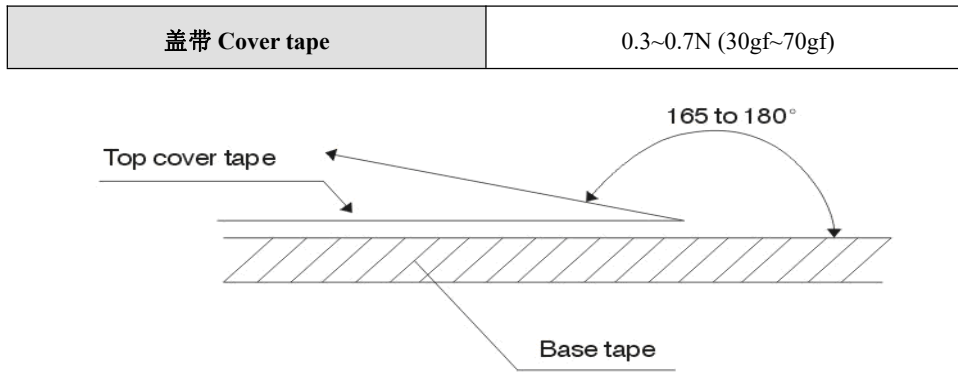
电话(Tel): 0755-28085000

传真(Fax): 0755-28085605

邮编(Postcode): 518110

10

⑤ 盖带的剥离强度 Peeling strength of cover tape:



测试条件 Test condition:

- 1) 剥离角度 peel angle: 165°~180° vs. carrier tape.
- 2) 剥离速度 peel speed: 300mm/min±10%.

⑥ 包装数量 Packaging quantities: 4000 PCS / Reel

10 装箱清单及标志 Packing documents and marking

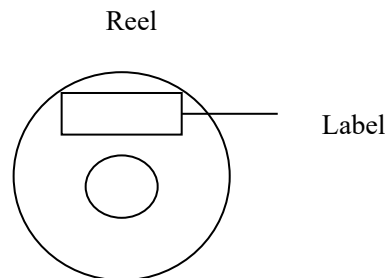
1. 包装文件 Packing documents

Packing includes the following:

- a. 装箱清单 Packing list.
- b. 合格证书 Certificate of compliance.

2. 盘上标记 Marking on reels:

- a 麦捷料号 MICROGATE Part No.
- b 生产批号 Lot number
- c 盘装数量 Quantity per reel
- d 检验员号 Inspector No.



以上内容必须在标签上注明.All above shall be shown on marking label

麦捷公司标签如下所示: MICROGATE marking label will be as following:

MICROGATE		
CUSTOMER:	P. O. NO	
CUSTOMER PART NO:	DATE CODE	LOT NO
MG PART NO:	QUANTITY	INSP. NO

■■■■ ■■■■ ■■■■ ■■■■
MG PART NO

深圳市麦捷微电子科技有限公司

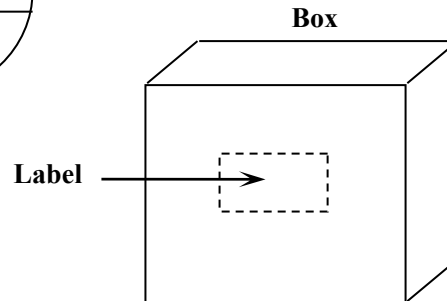
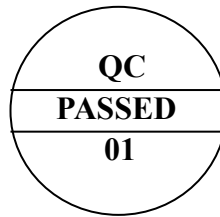
地址: 深圳市龙华新区观澜街道高尔夫大道裕新路 65 号

电话(Tel): 0755-28085000

传真(Fax): 0755-28085605

邮编(Postcode): 518110

检验合格后, 检验员在标签上盖上合格章。合格章如下所示: The eligible reels will be pressed a mark onto the surface. The mark will be as following:



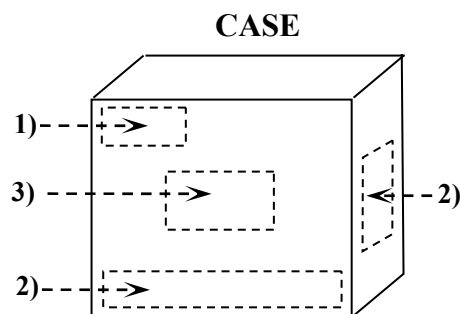
3. 内包装盒标记: Marking on inner box

- a. 型号 MICROGATE part No.
- b. 每盒数量 Quantity per box
- c. 包装日期 Date

以上内容必须在标签上注明(标签见 11.2 所示)。Above shall be shown on marking label (The marking label is shown in item 9.2).

4. 外包装箱标记 Marking on outer case:

- 1) 制造商 Manufacturer: “MICROGATE” ①
“中国深圳制造” “Made in Shenzhen CHINA” ②
- 2) 发运标记 Ship marking:
“向上” “UP”, “小心轻放” “HAND CARE”, “防潮” “MOISTURE-PROOF”.
- 3) 包装标签包括以下内容 Packing label include the following:
 - a. 型号 MICROGATE Part No
 - b. 总数量 Total quantity per case
 - c. 包装日期 Date;



以上内容必须在标签上注明。(参见 11.2 所示)

All above shall be shown on marking label.

(The marking label is shown in item 11.2)

11 保管 Storage

①. 保管期限 Storage period

距麦捷出厂检验时间六个月内，产品可以使用；检验时间可以通过包装外侧标记的检验号确认；若时间超出六个月，应检查焊接性能后方可使用。Products which inspected in MICROGATE over 6 months ago should be examined and used, which can be confirmed with inspection No. marked on the container. Solder ability should be checked if this period is exceeded.

②. 保存条件 Storage conditions

●存放货物的库房应满足以下条件 Products should be storage in the warehouse on the following conditions

温度 Temperature: -10 ~+ 40℃

湿度 Humidity : 30 to 70% relative humidity

不允许温、湿度有极剧变化。No rapid change on temperature and humidity

●禁止将产品保管在腐蚀性物质中，例如硫磺、氯气或者酸，否则将引起端头氧化，导致降低焊接性。Don't keep products in corrosive gases such as sulfur, chlorine gas or acid, or it may cause oxidization of electrode, resulting in poor solder ability.

●为了避免受潮气、灰尘等物质的影响，产品应保管于货架上。Products should be storage on the palette for the prevention of the influence from humidity, dust and so on.

●产品保管在库房中时，应避免热冲击，振动以及直接光照等等。Products should be storage in the warehouse without heat shock, vibration, and direct sunlight and so on.

●产品应密封包装 Products should be storage under the airtight packaged condition.

X-ON Electronics

Largest Supplier of Electrical and Electronic Components

Click to view similar products for [Signal Conditioning](#) category:

Click to view products by [microgate](#) manufacturer:

Other Similar products are found below :

[MAPDCC0004](#) [PD0409J5050S2HF](#) [880157](#) [HHS-109-PIN](#) [DC1417J5005AHF](#) [DC4859J5005AHF](#) [AFS14A30-2185.00-T3](#) [AFS14A35-1591.50-T3](#) [DS-323-PIN](#) [DSS-313-PIN](#) [B39321R801H210](#) [B39321R821H210](#) [B39921B4317P810](#) [1A0220-3](#) [2089-6207-00](#) [JP510S](#) [LFB212G45SG8C341](#) [LFB322G45SN1A504](#) [LFL182G45TC3B746](#) [SF2159E](#) [30057](#) [1P510S](#) [CER0813B](#) [3A325](#) [40287](#) [41180](#) [ATB3225-75032NCT](#) [B69842N5807A150](#) [BD0810N50100AHF](#) [BD2326L50200AHF](#) [BD2425J50200AHF](#) [HMC189AMS8TR](#) [C5060J5003AHF](#) [JHS-114-PIN](#) [JP503AS](#) [DC0710J5005AHF](#) [DC2327J5005AHF](#) [DC3338J5005AHF](#) [43020](#) [LFB2H2G60BB1C106](#) [LFL15869MTC1B787](#) [X3C19F1-20S](#) [XC3500P-20S](#) [10013-20](#) [SF2081E](#) [SF2194E](#) [SF2238E](#) [CDBLB455KCAX39-B0](#) [RF1353C](#) [PD0922J5050D2HF](#)