

Multilayer Chip Ceramic Inductor 叠层片式陶瓷电感

FEATURES 特点

- Monolithic construction yields high reliability
独石结构, 高可靠性
- High self-resonant frequency 高自谐振频率
- Excellent solderability and heat resistance for either flow or reflow soldering 良好的可焊性和耐焊性



APPLICATIONS 应用

- High frequency circuits of telecommunication. 通讯产品的射频模块
- Mobile phones such as GSM, CDMA, PDC, etc. GSM、CDMA、PDC手机
- "Bluetooth" 蓝牙模块
- Other High frequency circuits in general 其它高频线路应用中

Product Identification 产品标识

MGCI 1608 H 10N J I - LF
① ② ③ ④ ⑤ ⑥ ⑦

① Series name 系列名称

② Dimension 产品尺寸 L×W: 【1608: 1.6mm×0.8mm】

③ Material code 材料代码

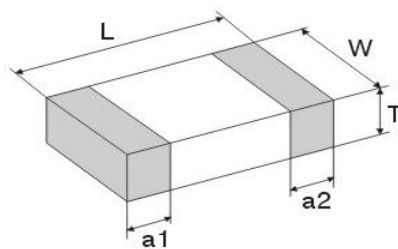
④ Inductance 电感量: 【3N3=3.3 nH 10N=10 nH R10=100 nH】

⑤ Tolerance of Inductance 电感量公差: 【S:±0.3nH D:±0.5nH J: ±5% K: ±10%】

⑥ Packing Style: 【 T: Taping 编带盘装 B: Bulk 散装】

⑦ Lead free products 无铅产品

Shapes And Dimensions 外形及尺寸示意图



| Type 型号 | Dimensions (mm) [inch] | | | |
|-------------|-------------------------|-------------------------|-------------------------|-------------------------|
| | L长 | W宽 | T高 | a1, a2 |
| 0603 [0201] | 0.60±0.05 [0.024±0.002] | 0.30±0.05 [0.012±0.002] | 0.30±0.05 [0.012±0.002] | 0.10±0.20 [0.004~0.008] |
| 1005 [0402] | 1.00±0.15 [0.04±0.006] | 0.50±0.15 [0.02±0.006] | 0.50±0.15 [0.02±0.006] | 0.25±0.10 [0.01±0.004] |
| 1608 [0603] | 1.60±0.15 [0.063±0.006] | 0.80±0.15 [0.031±0.006] | 0.80±0.15 [0.031±0.006] | 0.30±0.20 [0.012±0.008] |
| 2012 [0805] | 2.00±0.20 [0.079±0.008] | 1.25±0.20 [0.049±0.008] | 0.85±0.20 [0.033±0.008] | 0.50±0.30 [0.02±0.012] |

Multilayer Chip Ceramic Inductor 叠层片式陶瓷电感

Electrical Characteristics 电气性能

MGCI 0603H (0201) Series

| Part No. | L(nH) | L Test Freq. (MHz) | Q Min | | | SRF(MHz) Min. | DCR(Ω) Max. | I _r (mA) (max) |
|-----------------|-------|-----------------------|---------|---------|----------|------------------|----------------|------------------------------|
| | | | 100 MHz | 800 MHz | 1800 MHz | | | |
| MGCI0603H1N0 □ | 1.0 | 100 | 4 | 12 | 19 | 12000 | 0.20 | 300 |
| MGCI0603H1N2 □ | 1.2 | 100 | 4 | 12 | 18 | 11000 | 0.22 | 300 |
| MGCI0603H1N5 □ | 1.5 | 100 | 4 | 12 | 18 | 11000 | 0.24 | 300 |
| MGCI0603H1N8 □ | 1.8 | 100 | 4 | 11 | 17 | 10000 | 0.27 | 300 |
| MGCI0603H2N2 □ | 2.2 | 100 | 4 | 12 | 19 | 10000 | 0.30 | 300 |
| MGCI0603H2N4 □ | 2.4 | 100 | 4 | 12 | 19 | 10000 | 0.30 | 300 |
| MGCI0603H2N7 □ | 2.7 | 100 | 4 | 13 | 19 | 10000 | 0.35 | 300 |
| MGCI0603H2N9 □ | 2.9 | 100 | 4 | 13 | 19 | 10000 | 0.35 | 300 |
| MGCI0603H3N3 □ | 3.3 | 100 | 4 | 13 | 19 | 10000 | 0.40 | 200 |
| MGCI0603H3N9 □ | 3.9 | 100 | 4 | 13 | 19 | 9000 | 0.45 | 200 |
| MGC0603H4N7 □ | 4.7 | 100 | 5 | 13 | 19 | 8500 | 0.50 | 200 |
| MGCI0603H5N6 □ | 5.6 | 100 | 5 | 12 | 18 | 8500 | 0.60 | 200 |
| MGCI0603H6N2 □ | 6.2 | 100 | 5 | 13 | 19 | 6000 | 0.65 | 200 |
| MGCI0603H6N8 □ | 6.8 | 100 | 5 | 13 | 19 | 6000 | 0.65 | 200 |
| MGCI0603H7N5 □ | 7.5 | 100 | 5 | 13 | 19 | 6000 | 0.70 | 200 |
| MGCI0603H8N2 □ | 8.2 | 100 | 5 | 13 | 19 | 6000 | 0.70 | 200 |
| MGCI0603H9N1 □ | 9.1 | 100 | 5 | 13 | 18 | 5500 | 0.80 | 200 |
| MGCI0603H10N □ | 10 | 100 | 5 | 13 | 18 | 5500 | 0.80 | 200 |
| MGCI0603H12N □ | 12 | 100 | 5 | 12 | 18 | 5000 | 1.00 | 150 |
| MGCI0603H15NJ □ | 15 | 100 | 5 | 12 | 17 | 4500 | 1.10 | 150 |
| MGCI0603H18NJ □ | 18 | 100 | 5 | 12 | 16 | 4000 | 1.30 | 100 |
| MGCI0603H22NJ □ | 22 | 100 | 5 | 12 | 16 | 3500 | 1.60 | 100 |
| MGCI0603H27NJ □ | 27 | 100 | 5 | 12 | 15 | 3000 | 1.70 | 100 |
| MGCI0603H33NJ □ | 33 | 100 | 5 | 11 | 14 | 2800 | 1.80 | 100 |
| MGCI0603H39NJ □ | 39 | 100 | 5 | 11 | - | 1800 | 3.35 | 60 |
| MGCI0603H47NJ □ | 47 | 100 | 5 | 11 | - | 1600 | 3.60 | 50 |
| MGCI0603H56NJ □ | 56 | 100 | 5 | 11 | - | 1200 | 3.80 | 50 |
| MGCI0603H68NJ □ | 68 | 100 | 5 | 11 | - | 1100 | 3.90 | 50 |
| MGCI0603H82NJ □ | 82 | 100 | 5 | 11 | - | 1000 | 4.00 | 50 |

注：本 PDF 文件只提供了产品主要资料，因此在您希望订购或详细了解产品相关资料时，请及时联系麦捷科技以获得最新、最全的产品资料。

Multilayer Chip Ceramic Inductor 叠层片式陶瓷电感

MGCI 0603T(0201) Series

| MG Part No. | L (nH) | Q min | L,Q Test Freq. (MHz) | Q 500 MHz Typ | Q 800 MHz Typ | Q 1800 MHz Typ | Q 2000 MHz Typ | Q 2400 MHz Typ | SRF(min) MHz | Rdc(MAX) (Ω) | Ir(mA) (max) |
|---------------|--------|----------|-------------------------------|------------------------|------------------------|-------------------------|-------------------------|-------------------------|-----------------|-----------------|-----------------|
| MGCI0603T0N6□ | 0.6 | 14 | 500 | >24 | >32 | >54 | >57 | >65 | 10000 | 0.06 | 600 |
| MGCI0603T1N0□ | 1.0 | 14 | 500 | 24 | 32 | 54 | 57 | 65 | 10000 | 0.08 | 520 |
| MGCI0603T1N2□ | 1.2 | 14 | 500 | 19 | 25 | 43 | 44 | 52 | 10000 | 0.12 | 420 |
| MGCI0603T1N5□ | 1.5 | 14 | 500 | 19 | 24 | 39 | 41 | 46 | 10000 | 0.12 | 420 |
| MGCI0603T1N8□ | 1.8 | 14 | 500 | 19 | 24 | 39 | 41 | 46 | 10000 | 0.15 | 380 |
| MGCI0603T2N2□ | 2.2 | 14 | 500 | 17 | 24 | 38 | 40 | 43 | 10000 | 0.25 | 290 |
| MGCI0603T2N4□ | 2.4 | 14 | 500 | 17 | 23 | 36 | 38 | 42 | 10000 | 0.22 | 310 |
| MGCI0603T2N7□ | 2.7 | 14 | 500 | 17 | 22 | 34 | 35 | 39 | 9200 | 0.22 | 310 |
| MGCI0603T3N3□ | 3.3 | 14 | 500 | 18 | 23 | 34 | 36 | 40 | 8100 | 0.30 | 270 |
| MGCI0603T3N6□ | 3.6 | 14 | 500 | 16 | 23 | 33 | 35 | 39 | 7700 | 0.38 | 240 |
| MGCI0603T3N9□ | 3.9 | 14 | 500 | 16 | 22 | 33 | 35 | 38 | 7400 | 0.42 | 230 |
| MGCI0603T4N3□ | 4.3 | 14 | 500 | 16 | 21 | 32 | 34 | 37 | 6800 | 0.44 | 220 |
| MGCI0603T4N7□ | 4.7 | 14 | 500 | 16 | 22 | 33 | 35 | 38 | 6200 | 0.45 | 220 |
| MGCI0603T5N1□ | 5.1 | 14 | 500 | 17 | 22 | 34 | 36 | 38 | 5900 | 0.46 | 210 |
| MGCI0603T5N6□ | 5.6 | 14 | 500 | 16 | 21 | 33 | 34 | 37 | 5500 | 0.46 | 210 |
| MGCI0603T6N2□ | 6.2 | 14 | 500 | 18 | 23 | 34 | 35 | 37 | 5100 | 0.48 | 210 |
| MGCI0603T6N8□ | 6.8 | 14 | 500 | 17 | 22 | 32 | 33 | 35 | 4900 | 0.50 | 200 |
| MGCI0603T7N5□ | 7.5 | 14 | 500 | 16 | 21 | 31 | 33 | 34 | 4700 | 0.50 | 200 |
| MGCI0603T8N2□ | 8.2 | 14 | 500 | 16 | 21 | 31 | 32 | 34 | 4300 | 0.56 | 190 |
| MGCI0603T9N1□ | 9.1 | 14 | 500 | 16 | 20 | 30 | 31 | 32 | 4100 | 0.72 | 170 |
| MGCI0603T10N□ | 10 | 14 | 500 | 16 | 20 | 28 | 29 | 31 | 3800 | 0.80 | 160 |
| MGCI0603T12N□ | 12 | 14 | 500 | 16 | 20 | 27 | 28 | 28 | 3400 | 0.80 | 160 |
| MGCI0603T15N□ | 15 | 13 | 500 | 15 | 19 | 24 | 24 | 23 | 2600 | 0.85 | 160 |
| MGCI0603T18N□ | 18 | 13 | 500 | 15 | 19 | 23 | 24 | 22 | 2300 | 1.00 | 140 |
| MGCI0603T22N□ | 22 | 13 | 500 | 15 | 19 | 22 | 23 | 20 | 1900 | 1.20 | 130 |
| MGCI0603T27N□ | 27 | 12 | 500 | 14 | 17 | 15 | 12 | 5 | 2000 | 1.50 | 100 |
| MGCI0603T33N□ | 33 | 12 | 300 | 15 | 17 | 12 | 8 | - | 1700 | 1.70 | 100 |
| MGCI0603T39N□ | 39 | 9 | 300 | 14 | 15 | 3 | - | - | 1500 | 2.50 | 80 |
| MGCI0603T47N□ | 47 | 9 | 300 | 14 | 14 | 1 | - | - | 1300 | 2.70 | 80 |
| MGCI0603T56N□ | 56 | 9 | 300 | 13 | 13 | - | - | - | 1200 | 3.20 | 60 |

注：本 PDF 文件只提供了产品主要资料，因此在您希望订购或详细了解产品相关资料时，请及时联系麦捷科技以获得最新、最全的产品资料。

Multilayer Chip Ceramic Inductor 叠层片式陶瓷电感

MGCI 1005 (0402) Series

| Part No. | L(nH) | L Test Freq. (MHz) | Q Min | | | SRF(MHz) Min. | DCR(Ω) Max. | I _r (mA) (max) |
|---------------|-------|-----------------------|---------|---------|----------|------------------|-------------------------|------------------------------|
| | | | 100 MHz | 900 MHz | 1800 MHz | | | |
| MGCI1005T1N0□ | 1.0 | 100 | 9 | 44 | 50 | 10000 | 0.08 | 400 |
| MGCI1005T1N2□ | 1.2 | 100 | 9 | 44 | 50 | 10000 | 0.08 | 400 |
| MGCI1005T1N5□ | 1.5 | 100 | 9 | 43 | 48 | 6000 | 0.10 | 400 |
| MGCI1005T1N8□ | 1.8 | 100 | 9 | 35 | 45 | 6000 | 0.12 | 400 |
| MGCI1005T2N2□ | 2.2 | 100 | 9 | 30 | 43 | 6000 | 0.12 | 400 |
| MGCI1005T2N4□ | 2.4 | 100 | 9 | 30 | 43 | 6000 | 0.12 | 400 |
| MGCI1005T2N7□ | 2.7 | 100 | 9 | 30 | 40 | 6000 | 0.13 | 400 |
| MGCI1005T3N0□ | 3.0 | 100 | 9 | 30 | 40 | 6000 | 0.15 | 400 |
| MGCI1005T3N3□ | 3.3 | 100 | 9 | 30 | 40 | 6000 | 0.15 | 400 |
| MGCI1005T3N9□ | 3.9 | 100 | 9 | 30 | 41 | 4500 | 0.21 | 400 |
| MGCI1005T4N3□ | 4.3 | 100 | 9 | 30 | 36 | 4500 | 0.21 | 300 |
| MGCI1005T4N7□ | 4.7 | 100 | 9 | 29 | 38 | 4500 | 0.21 | 300 |
| MGCI1005T5N1□ | 5.1 | 100 | 9 | 28 | 36 | 4000 | 0.23 | 300 |
| MGCI1005T5N6□ | 5.6 | 100 | 9 | 25 | 32 | 4000 | 0.23 | 300 |
| MGCI1005T6N2□ | 6.2 | 100 | 9 | 25 | 32 | 4000 | 0.25 | 300 |
| MGCI1005T6N8□ | 6.8 | 100 | 9 | 25 | 33 | 4000 | 0.25 | 300 |
| MGCI1005T7N5□ | 7.5 | 100 | 9 | 25 | 32 | 3600 | 0.35 | 300 |
| MGCI1005T8N2□ | 8.2 | 100 | 9 | 25 | 32 | 3600 | 0.35 | 300 |
| MGCI1005T9N1□ | 9.1 | 100 | 9 | 25 | 31 | 3200 | 0.42 | 300 |
| MGCI1005T10N□ | 10 | 100 | 9 | 26 | 30 | 3200 | 0.42 | 300 |
| MGCI1005T12N□ | 12 | 100 | 9 | 26 | 29 | 2800 | 0.50 | 300 |
| MGCI1005T15N□ | 15 | 100 | 9 | 25 | 26 | 2500 | 0.60 | 300 |
| MGCI1005T18N□ | 18 | 100 | 9 | 23 | 24 | 2200 | 0.80 | 300 |
| MGCI1005T22N□ | 22 | 100 | 9 | 23 | 22 | 1900 | 0.85 | 300 |
| MGCI1005T27N□ | 27 | 100 | 9 | 23 | | 1600 | 1.00 | 300 |
| MGCI1005T33N□ | 33 | 100 | 9 | 22 | | 1300 | 1.00 | 200 |
| MGCI1005T39N□ | 39 | 100 | 9 | 21 | | 1200 | 1.30 | 200 |
| MGCI1005T47N□ | 47 | 100 | 9 | 20 | | 1000 | 1.50 | 200 |
| MGCI1005T56N□ | 56 | 100 | 9 | 17 | | 750 | 1.80 | 200 |
| MGCI1005T68N□ | 68 | 100 | 9 | 15 | | 750 | 1.95 | 180 |
| MGCI1005T82N□ | 82 | 100 | 9 | | | 600 | 2.10 | 150 |
| MGCI1005TR10□ | 100 | 100 | 9 | | | 600 | 2.50 | 150 |
| MGCI1005TR12□ | 120 | 100 | 9 | | | 600 | 2.80 | 150 |
| MGCI1005TR15□ | 150 | 100 | 8 | | | 550 | 2.35 | 150 |
| MGCI1005TR18□ | 180 | 100 | 8 | | | 500 | 2.55 | 100 |
| MGCI1005TR22□ | 220 | 100 | 8 | | | 450 | 2.65 | 100 |
| MGCI1005TR27□ | 270 | 100 | 8 | | | 400 | 2.85 | 50 |
| MGCI1005TR33□ | 330 | 50 | 8 | | | 350 | 3.00 | 50 |

注：本 PDF 文件只提供了产品主要资料，因此在您希望订购或详细了解产品相关资料时，请及时联系麦捷科技以获得最新、最全的产品资料。

Multilayer Chip Ceramic Inductor 叠层片式陶瓷电感

MGCI 1608 (0603) Series

| Part No. | L (nH) | Q /min | L,Q Test Freq. (MHz) | SRF(MHz) /min | RDC(Ω) /max | Ir(mA) /max |
|---------------|--------|--------|-------------------------|------------------|-------------------------|----------------|
| MGCI1608H1N0□ | 1.0 | 8 | 100 | >10000 | 0.05 | 500 |
| MGCI1608H1N2□ | 1.2 | 8 | 100 | >10000 | 0.05 | 500 |
| MGCI1608H1N5□ | 1.5 | 8 | 100 | >10000 | 0.10 | 500 |
| MGCI1608H1N8□ | 1.8 | 8 | 100 | >10000 | 0.10 | 500 |
| MGCI1608H2N2□ | 2.2 | 8 | 100 | 10000 | 0.10 | 500 |
| MGCI1608H2N7□ | 2.7 | 10 | 100 | 9000 | 0.10 | 500 |
| MGCI1608H3N3□ | 3.3 | 10 | 100 | 8000 | 0.12 | 500 |
| MGCI1608H3N9□ | 3.9 | 10 | 100 | 7000 | 0.14 | 500 |
| MGCI1608H4N7□ | 4.7 | 10 | 100 | 5500 | 0.16 | 500 |
| MGCI1608H5N6□ | 5.6 | 10 | 100 | 4500 | 0.18 | 500 |
| MGCI1608H6N8□ | 6.8 | 10 | 100 | 4000 | 0.22 | 500 |
| MGCI1608H8N2□ | 8.2 | 10 | 100 | 3600 | 0.24 | 500 |
| MGCI1608H10N□ | 10.0 | 12 | 100 | 3400 | 0.26 | 300 |
| MGCI1608H12N□ | 12.0 | 12 | 100 | 2800 | 0.30 | 300 |
| MGCI1608H15N□ | 15.0 | 12 | 100 | 2500 | 0.32 | 300 |
| MGCI1608H18N□ | 18.0 | 12 | 100 | 2100 | 0.35 | 300 |
| MGCI1608H22N□ | 22.0 | 12 | 100 | 1700 | 0.40 | 300 |
| MGCI1608H27N□ | 27.0 | 12 | 100 | 1500 | 0.45 | 300 |
| MGCI1608H33N□ | 33.0 | 12 | 100 | 1300 | 0.55 | 300 |
| MGCI1608H39N□ | 39.0 | 12 | 100 | 1100 | 0.60 | 300 |
| MGCI1608H47N□ | 47.0 | 12 | 100 | 1000 | 0.70 | 300 |
| MGCI1608H56N□ | 56.0 | 12 | 100 | 900 | 0.75 | 300 |
| MGCI1608H68N□ | 68.0 | 12 | 100 | 700 | 0.85 | 300 |
| MGCI1608H82N□ | 82.0 | 12 | 100 | 600 | 0.95 | 300 |
| MGCI1608HR10□ | 100.0 | 12 | 100 | 600 | 1.00 | 300 |
| MGCI1608HR12□ | 120.0 | 8 | 50 | 500 | 1.30 | 300 |
| MGCI1608HR15□ | 150.0 | 8 | 50 | 500 | 1.50 | 300 |
| MGCI1608HR18□ | 180.0 | 8 | 50 | 400 | 1.80 | 300 |
| MGCI1608HR22□ | 220.0 | 8 | 50 | 400 | 2.10 | 300 |
| MGCI1608HR27□ | 270.0 | 8 | 50 | 350 | 2.40 | 300 |
| MGCI1608HR33□ | 330 | 8 | 50 | 350 | 3.0 | 300 |

注：本 PDF 文件只提供了产品主要资料，因此在您希望订购或详细了解产品相关资料时，请及时联系麦捷科技以获得最新、最全的产品资料。

Multilayer Chip Ceramic Inductor 叠层片式陶瓷电感

MGCI 2012 (0805) Series

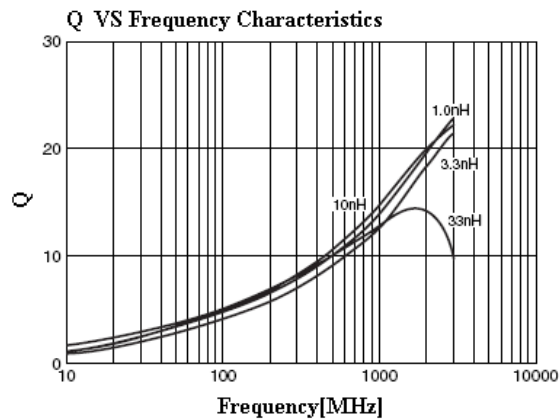
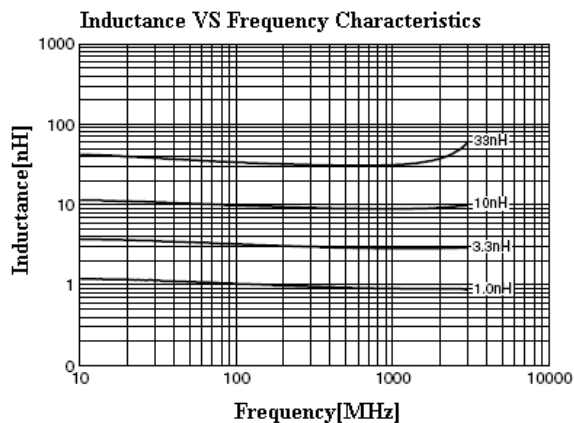
| Part No. | L (nH) | Q /min | L,Q Test Freq. (MHz) | SRF(MHz) /min | RDC(Ω) /max | Ir(mA) /max |
|---------------|--------|--------|-------------------------|------------------|----------------|----------------|
| MGCI2012H1N5□ | 1.5 | 10 | 100 | 6000 | 0.10 | 600 |
| MGCI2012H1N8□ | 1.8 | 10 | 100 | 6000 | 0.10 | 600 |
| MGCI2012H2N2□ | 2.2 | 10 | 100 | 6000 | 0.10 | 600 |
| MGCI2012H2N7□ | 2.7 | 12 | 100 | 6000 | 0.10 | 600 |
| MGCI2012H3N3□ | 3.3 | 12 | 100 | 6000 | 0.13 | 600 |
| MGCI2012H3N9□ | 3.9 | 12 | 100 | 5000 | 0.15 | 600 |
| MGCI2012H4N7□ | 4.7 | 12 | 100 | 4000 | 0.20 | 400 |
| MGCI2012H5N6□ | 5.6 | 15 | 100 | 3500 | 0.23 | 400 |
| MGCI2012H6N8□ | 6.8 | 15 | 100 | 2800 | 0.25 | 400 |
| MGCI2012H8N2□ | 8.2 | 15 | 100 | 2400 | 0.28 | 400 |
| MGCI2012H10N□ | 10 | 15 | 100 | 2100 | 0.30 | 300 |
| MGCI2012H12N□ | 12 | 15 | 100 | 1900 | 0.35 | 300 |
| MGCI2012H15N□ | 15 | 15 | 100 | 1800 | 0.40 | 300 |
| MGCI2012H18N□ | 18 | 15 | 100 | 1500 | 0.45 | 300 |
| MGCI2012H22N□ | 22 | 15 | 100 | 1400 | 0.50 | 300 |
| MGCI2012H27N□ | 27 | 15 | 100 | 1300 | 0.55 | 300 |
| MGCI2012H33N□ | 33 | 15 | 100 | 1200 | 0.60 | 300 |
| MGCI2012H39N□ | 39 | 15 | 100 | 1000 | 0.65 | 300 |
| MGCI2012H47N□ | 47 | 15 | 100 | 900 | 0.70 | 300 |
| MGCI2012H56N□ | 56 | 15 | 100 | 800 | 0.75 | 300 |
| MGCI2012H68N□ | 68 | 15 | 100 | 700 | 0.80 | 300 |
| MGCI2012H82N□ | 82 | 15 | 100 | 600 | 0.90 | 300 |
| MGCI2012HR10□ | 100 | 15 | 100 | 600 | 0.90 | 300 |
| MGCI2012HR12□ | 120 | 13 | 100 | 500 | 0.95 | 300 |
| MGCI2012HR15□ | 150 | 13 | 50 | 500 | 1.00 | 300 |
| MGCI2012HR18□ | 180 | 13 | 50 | 400 | 1.20 | 300 |
| MGCI2012HR22□ | 220 | 12 | 50 | 350 | 1.40 | 300 |
| MGCI2012HR27□ | 270 | 12 | 50 | 300 | 1.70 | 300 |
| MGCI2012HR33□ | 330 | 12 | 50 | 250 | 2.00 | 300 |
| MGCI2012HR39□ | 390 | 10 | 50 | 250 | 2.50 | 300 |
| MGCI2012HR47□ | 470 | 10 | 50 | 200 | 2.80 | 300 |

注：本 PDF 文件只提供了产品主要资料，因此在您希望订购或详细了解产品相关资料时，请及时联系麦捷科技以获得最新、最全的产品资料。

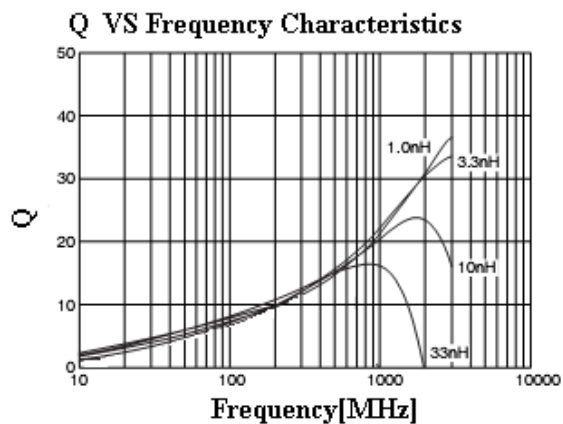
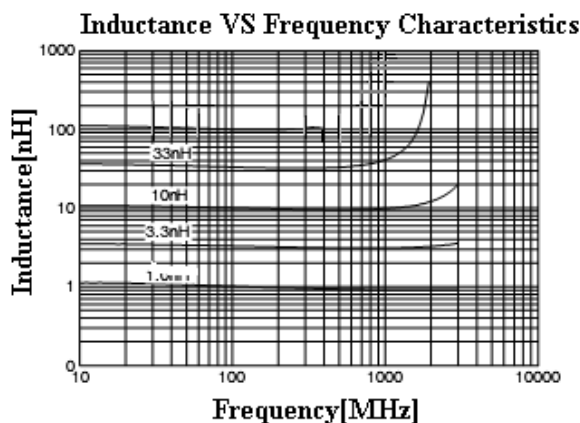
Multilayer Chip Ceramic Inductor 叠层片式陶瓷电感

Characteristic curve 特性曲线

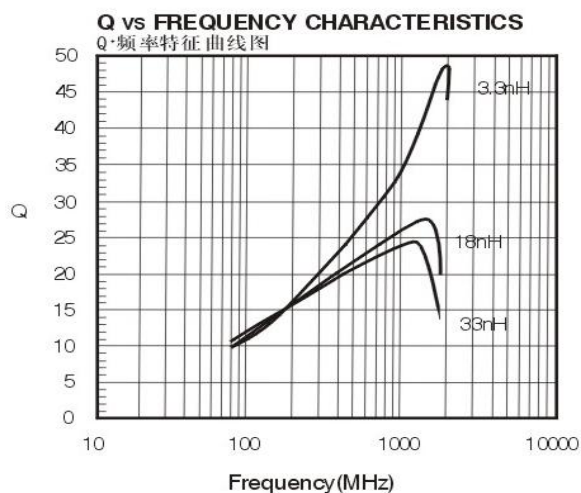
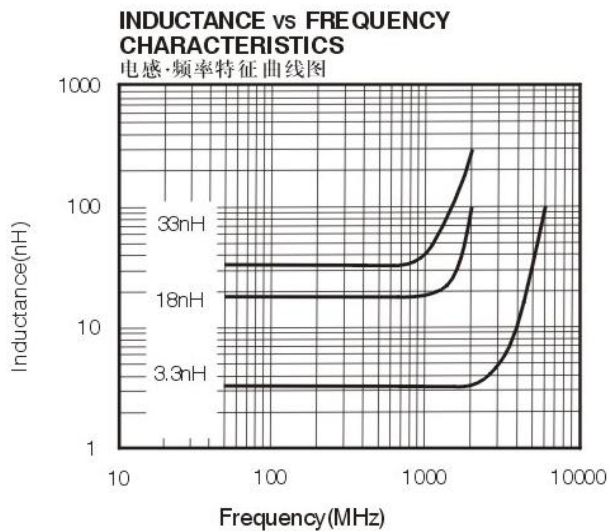
MGCI 0603H(0201) Series



MGCI 0603T(0201) Series



MGCI 1005 (0402) Series



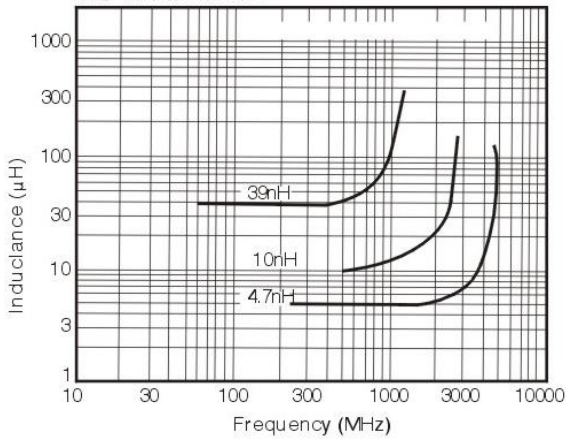
MGCI 1608 (0603) Series

注：本 PDF 文件只提供了产品主要资料，因此在您希望订购或详细了解产品相关资料时，请及时联系麦捷科技以获得最新、最全的产品资料。

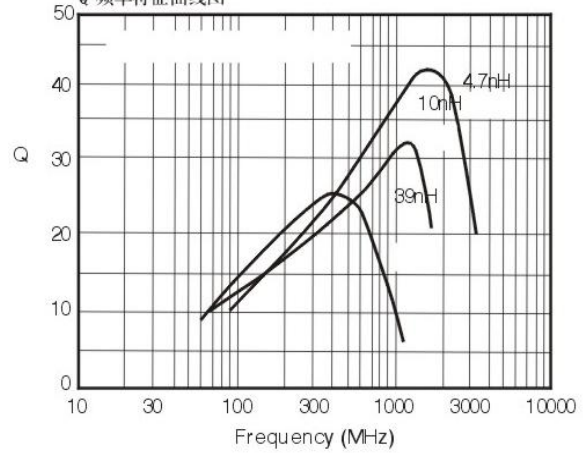
Multilayer Chip Ceramic Inductor 叠层片式陶瓷电感

MGCI 1608 (0603) Series

INDUCTANCE vs FREQUENCY CHARACTERISTICS
电感·频率特征曲线图

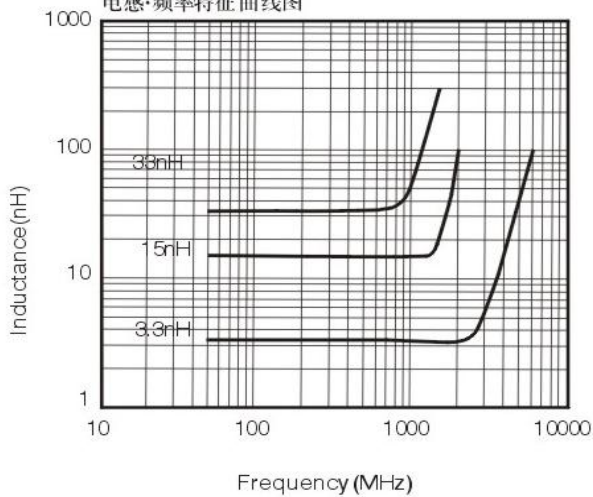


Q vs FREQUENCY CHARACTERISTICS
Q·频率特征曲线图

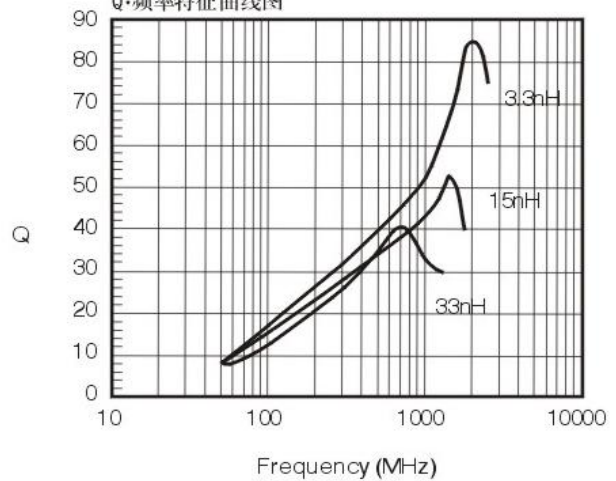


MGCI 2012 (0805) Series

INDUCTANCE vs FREQUENCY CHARACTERISTICS
电感·频率特征曲线图



Q vs FREQUENCY CHARACTERISTICS
Q·频率特征曲线图



X-ON Electronics

Largest Supplier of Electrical and Electronic Components

Click to view similar products for [Fixed Inductors](#) category:

Click to view products by [microgate](#) manufacturer:

Other Similar products are found below :

[CR32NP-151KC](#) [CR32NP-180KC](#) [CR32NP-181KC](#) [CR32NP-1R5MC](#) [CR32NP-390KC](#) [CR32NP-3R9MC](#) [CR32NP-680KC](#) [CR32NP-820KC](#) [CR32NP-8R2MC](#) [CR43NP-390KC](#) [CR43NP-560KC](#) [CR43NP-680KC](#) [CR54NP-181KC](#) [CR54NP-470LC](#) [CR54NP-820KC](#) [CR54NP-8R5MC](#) [70F224AI](#) [MGDQ4-00004-P](#) [MHL1ECTTP18NJ](#) [MHQ1005P10NJ](#) [MHQ1005P1N0S](#) [MHQ1005P2N4S](#) [MHQ1005P3N6S](#) [MHQ1005P5N1S](#) [MHQ1005P8N2J](#) [PE-51506NL](#) [PE-53601NL](#) [PE-53602NL](#) [PE-53630NL](#) [PE-53824SNLT](#) [PE-92100NL](#) [PG0434.801NLT](#) [PG0936.113NLT](#) [9220-20](#) [9310-16](#) [PM06-2N7](#) [PM06-39NJ](#) [A01TK](#) [1206CS-471XJ](#) [HC2LP-R47-R](#) [HC2-R47-R](#) [HC3-2R2-R](#) [HCF1305-3R3-R](#) [1206CS-151XG](#) [RCH664NP-140L](#) [RCH664NP-4R7M](#) [RCH8011NP-221L](#) [RCP1317NP-332L](#) [RCP1317NP-391L](#) [RCR1010NP-470M](#)