


Multilayer Chip Ferrite Large Current Inductor (叠层片式铁氧体大电流电感 MGFL 系列)

FEATURES 特点

- Compact size and light weight 尺寸小, 重量轻
- Excellent solderability and heat resistance for either flow or reflow soldering 良好的可焊性和耐焊性
- No cross coupling between inductors due to magnetic shield 良好的磁屏蔽抗干扰性
- Low RDC and High IDC 低直流电阻和高 IDC 特点



APPLICATIONS 应用

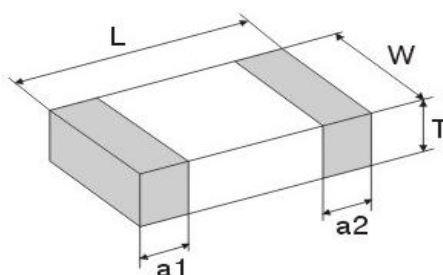
- Cellular platform DC-DC converter circuit(移动设备用 DC-DC 转换器电路)
- Portable AV equipment (digital camera, DVD Type) 便携式 AV 设备 (数码照相机, DVD 等)
- Cellular platform(handset Type) 移动通讯设备 (手机等)
- Memex(computer Type) 信息机器 (电脑等)

Product Identification 产品标识

MGFL 2012 F 2R2 M I - LF
 ① ② ③ ④ ⑤ ⑥ ⑦

- ① Series name 系列名称
- ② Dimension 产品尺寸 L×W: 【2012: 2.0mm×1.2mm】
- ③ Material code 材料代码
- ④ Inductance 电感量: 【R47=0.47 uH 2R2=2.2uH 100=10 uH】
- ⑤ Tolerance of Inductance 电感量公差: 【 M: ±20%】
- ⑥ Packing Style: 【 T: Taping 编带盘装 B: Bulk 散装】
- ⑦ Lead free products 无铅产品

Shapes And Dimensions 外形及尺寸示意图



Type 型号	Dimensions (mm) [inch]			
	L长	W宽	T高	a1, a2
1608 [0603]	1.60±0.15 [0.063±0.006]	0.80±0.15 [0.031±0.006]	0.80±0.15 [0.031±0.006]	0.30±0.20 [0.012±0.008]
2012 [0805]	2.00±0.20 [0.079±0.008]	1.25±0.20 [0.049±0.008]	0.80±0.20 [0.031±0.008]	0.50±0.30 [0.02±0.012]
2016[0806]	2.00±0.20 [0.079±0.008]	1.60±0.20 [0.063±0.008]	0.80±0.20[0.031±0.008]	0.50±0.30 [0.02±0.012]
2520[1008]	2.50±0.20[0.098±0.008]	2.00±0.20[0.079±0.008]	0.85±0.15[0.03±0.006]	0.50±0.30[0.02±0.012]
3216 [1206]	3.20±0.20 [0.126±0.008]	1.60±0.20 [0.063±0.008]	1.10±0.30 [0.043±0.012]	0.50±0.30 [0.02±0.012]
3225[1210]	3.20±0.20[0.126±0.008]	2.50±0.20[0.098±0.008]	1.25±0.20[0.049±0.008]	0.70±0.30[0.028±0.012]

注: 本 PDF 文件只提供了产品主要资料, 因此在您希望订购或详细了解产品相关资料时, 请及时联系麦捷科技以获得最新、最全的产品资料。

Multilayer Chip Ferrite Large Current Inductor (叠层片式铁氧体大电流电感 MGFL 系列)

Electrical Characteristics 电气性能

MGFL 1608 (0603) Series

Part No.	L (uH) ±20%	LTest Freq. (MHz)	SRF(MHz) /min	RDC(Ω) ±30%	Ir(mA)/max
MGFL1608F1R0□	1.0	1	125	0.18	1000
MGFL1608F1R5□	1.5	1	109	0.22	800
MGFL1608F2R2□	2.2	1	90	0.30	700
MGFL1608F3R3□	3.3	1	70	0.40	600
MGFL1608F4R7□	4.7	1	50	0.50	500
MGFL1608F6R8□	6.8	1	40	0.53	400
MGFL1608F100□	10.0	1	33	0.55	400
MGFL1608F150□	15.0	1	20	0.9	220
MGFL1608F220□	22.0	1	15	1.0	200
MGFL1608C1R0□	1.0	1	125	0.30	600
MGFL1608C1R5□	1.5	1	109	0.35	550
MGFL1608C2R2□	2.2	1	90	0.45	500
MGFL1608C3R3□	3.3	1	70	0.65	400
MGFL1608C4R7□	4.7	1	50	1.0	300

MGFL 2012 (0805) Series

Part No.	L (uH) ±20%	LTest Freq. (MHz)	SRF(MHz) /min	RDC(Ω) ±30%	Ir(mA)/max
MGFL2012F1R0□	1.0	1	75	0.15	1400
MGFL2012F1R5□	1.5	1	60	0.16	1300
MGFL2012F2R2□	2.2	1	50	0.2	1200
MGFL2012F3R3□	3.3	1	41	0.22	1100
MGFL2012F4R7□	4.7	1	35	0.25	1000
MGFL2012F6R8□	6.8	1	29	0.27	550
MGFL2012F100□	10.0	1	24	0.32	500
MGFL2012F150□	15.0	1	19	0.5	400
MGFL2012F220□	22.0	1	18	0.7	300
MGFL2012C1R0□	1.0	1	75	0.18	1000
MGFL2012C1R5□	1.5	1	60	0.19	900

注：本 PDF 文件只提供了产品主要资料，因此在您希望订购或详细了解产品相关资料时，请及时联系麦捷科技以获得最新、最全的产品资料。

Multilayer Chip Ferrite Large Current Inductor (叠层片式铁氧体大电流电感 MGFL 系列)

MGFL2012C2R2□	2.2	1	50	0.22	800
MGFL2012C3R3□	3.3	1	41	0.25	600
MGFL2012C4R7□	4.7	1	35	0.35	500
MGFL2012U1R0□	1.0	1	60	0.2	1400
MGFL2012U1R5□	1.5	1	50	0.25	1300
MGFL2012U2R2□	2.2	1	40	0.3	1200
MGFL2012U3R3□	3.3	1	30	0.4	1100
MGFL2012U4R7□	4.7	1	20	0.5	1000

MGFL 2016 (0806) Series

Part No.	L (uH) ±20%	LTest Freq. (MHz)	SRF(MHz) /min	RDC(Ω) ±30%	Ir(mA)/max
MGFL2016F1R0□	1.0	1	60	0.11	1400
MGFL2016F1R5□	1.5	1	50	0.15	1200
MGFL2016F2R2□	2.2	1	40	0.20	1200
MGFL2016F3R3□	3.3	1	30	0.30	1200
MGFL2016F4R7□	4.7	1	20	0.35	1100
MGFL2016C1R0□	1.0	1	60	0.10	1200
MGFL2016C1R5□	1.5	1	50	0.13	1000
MGFL2016C2R2□	2.2	1	40	0.15	900
MGFL2016C3R3□	3.3	1	30	0.20	800
MGFL2016C4R7□	4.7	1	20	0.30	700
MGFL2016U1R0□	1.0	1	55	0.18	1400
MGFL2016U1R5□	1.5	1	45	0.23	1200
MGFL2016U2R2□	2.2	1	35	0.28	1200
MGFL2016U3R3□	3.3	1	25	0.35	1200
MGFL2016U4R7□	4.7	1	15	0.45	1100

MGFL 2520 (1008) Series

Part No.	L (uH) ±20%	LTest Freq. (MHz)	SRF(MHz) /min	RDC(Ω) ±30%	Ir(mA)/max
MGFL2520F1R0□	1.0	1	60	0.15	1600
MGFL2520F1R5□	1.5	1	50	0.18	1500
MGFL2520F2R2□	2.2	1	40	0.25	1300
MGFL2520F3R3□	3.3	1	30	0.30	1200
MGFL2520F4R7□	4.7	1	20	0.32	1100

注：本 PDF 文件只提供了产品主要资料，因此在您希望订购或详细了解产品相关资料时，请及时联系麦捷科技以获得最新、最全的产品资料。

Multilayer Chip Ferrite Large Current Inductor (叠层片式铁氧体大电流电感 MGFL 系列)

MGFL2520C1R0□	1.0	1	60	0.11	1100
MGFL2520C1R5□	1.5	1	50	0.13	1000
MGFL2520C2R2□	2.2	1	40	0.15	950
MGFL2520C3R3□	3.3	1	30	0.18	900
MGFL2520C4R7□	4.7	1	20	0.25	850
MGFL2520U1R0□	1.0	1	50	0.18	1700
MGFL2520U1R5□	1.5	1	40	0.20	1600
MGFL2520U2R2□	2.2	1	30	0.23	1500
MGFL2520U3R3□	3.3	1	25	0.30	1300
MGFL2520U4R7□	4.7	1	15	0.35	1200

MGFL 3216 (1206) Series

Part No.	L (uH) ±20%	LTest Freq. (MHz)	SRF(MHz) /min	RDC(Ω) ±30%	I _r (mA)/max
MGFL3216F1R0□	1.0	1	90	0.10	1600
MGFL3216F1R5□	1.5	1	75	0.12	1500
MGFL3216F2R2□	2.2	1	58	0.15	1300
MGFL3216F3R3□	3.3	1	49	0.20	1200
MGFL3216F4R7□	4.7	1	41	0.32	980
MGFL3216F6R8□	6.8	1	34	0.41	830
MGFL3216F100□	10.0	1	28	0.50	670
MGFL3216C1R0□	1.0	1	90	0.12	1400
MGFL3216C1R5□	1.5	1	75	0.15	1300
MGFL3216C2R2□	2.2	1	58	0.20	1200
MGFL3216C3R3□	3.3	1	49	0.25	1100
MGFL3216C4R7□	4.7	1	41	0.45	850

MGFL 3225 (1210) Series

Part No.	L (uH) ±20%	LTest Freq. (MHz)	SRF(MHz) /min	RDC(Ω) ±30%	I _r (mA)/max
MGFL3225F1R0□	1.0	1	90	0.08	1800
MGFL3225F1R5□	1.5	1	80	0.10	1600
MGFL3225F2R2□	2.2	1	58	0.15	1400
MGFL3225F3R3□	3.3	1	49	0.18	1300

Multilayer Chip Ferrite Large Current Inductor (叠层片式铁氧体大电流电感 MGFL 系列)

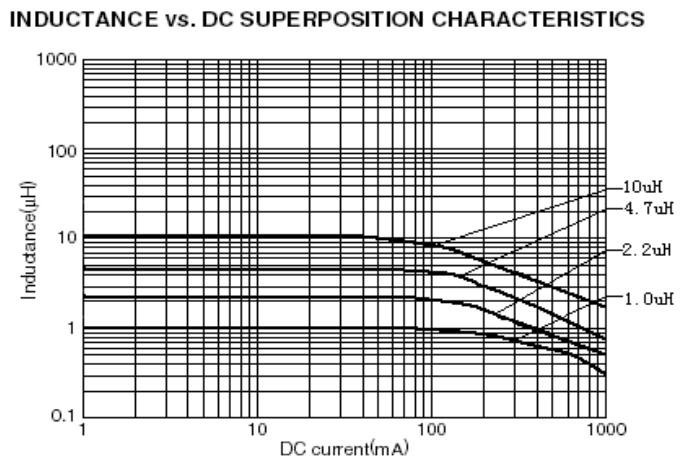
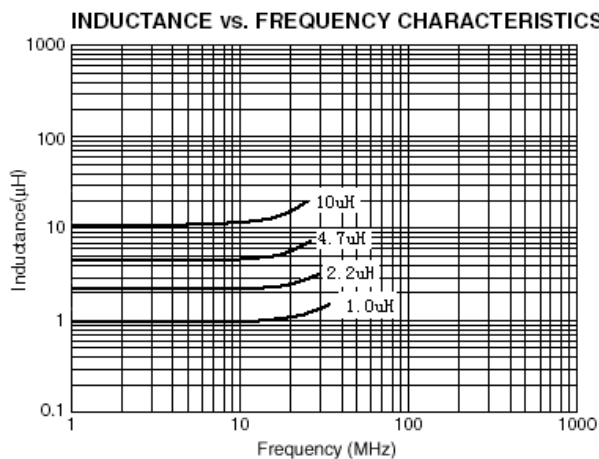
MGFL3225F4R7□	4.7	1	41	0.22	1000
MGFL3225F6R8□	6.8	1	34	0.30	850
MGFL3225F100□	10.0	1	28	0.42	700
MGFL3225C1R0□	1.0	1	90	0.10	1600
MGFL3225C1R5□	1.5	1	80	0.12	1400
MGFL3225C2R2□	2.2	1	58	0.18	1300
MGFL3225C3R3□	3.3	1	49	0.21	1200
MGFL3225C4R7□	4.7	1	41	0.30	900

备注：额定电流 Rated Current

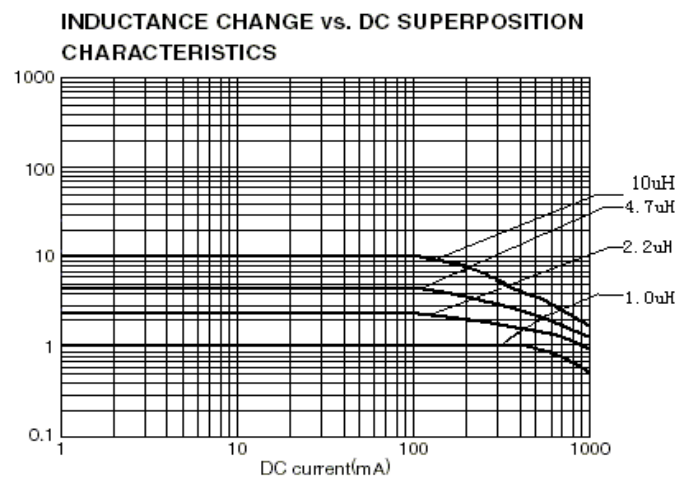
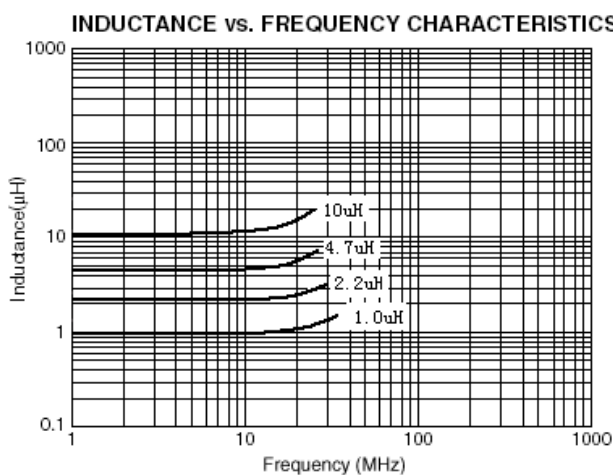
基于产品表面温度上升的标准值：产品表面温度达到+40°C时的电流值；Rated current based on increasing product temperature: Current when temperature of the product reaches +40°C

Characteristic curve 特性曲线

MGFL 1608F(0603) Series

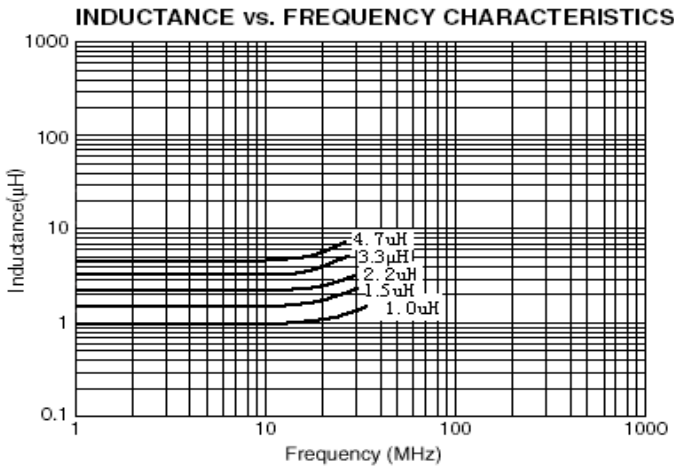


MGFL 2012F(0805) Series



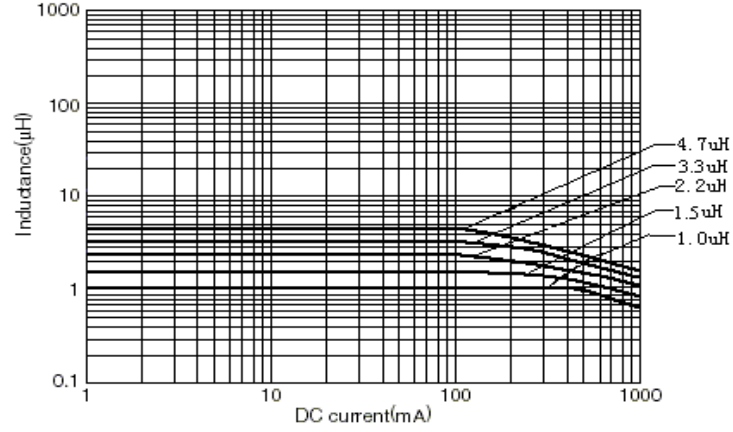
Multilayer Chip Ferrite Large Current Inductor (叠层片式铁氧体大电流电感 MGFL 系列)

MGFL2012U(0805) Series

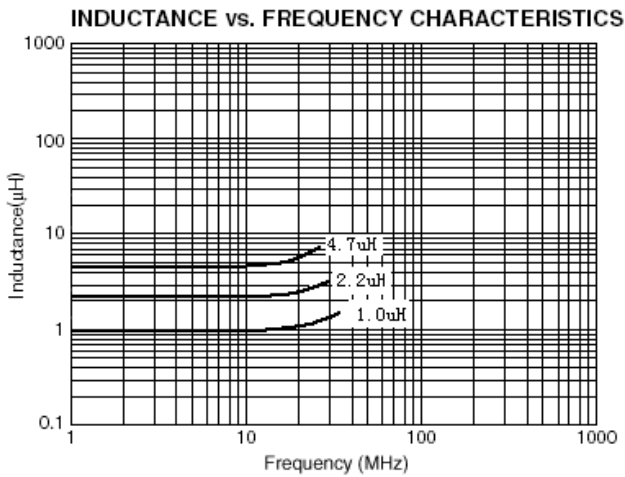


MGFL2012 (0805) SERIES

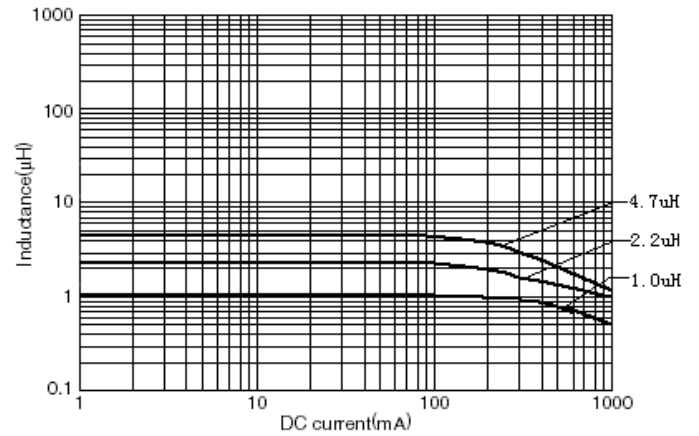
INDUCTANCE CHANGE vs. DC SUPERPOSITION CHARACTERISTICS



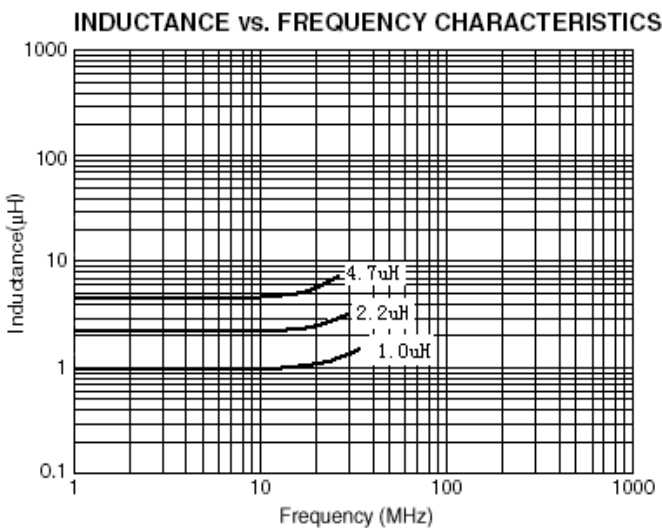
MGFL 2016F(0806) Series



INDUCTANCE vs. DC SUPERPOSITION CHARACTERISTICS

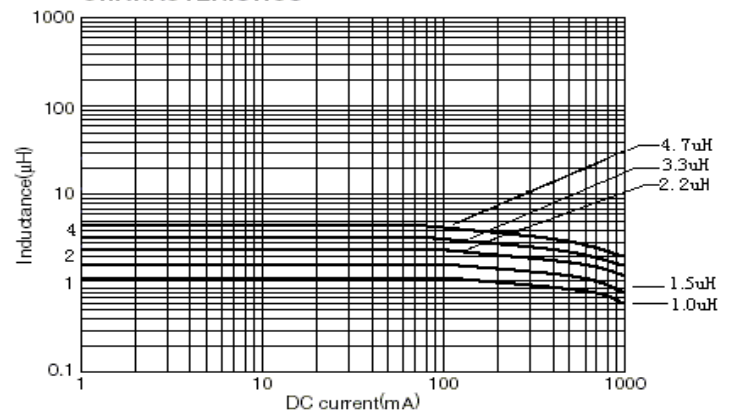


MGFL2016U(0806) Series



MGFL2016(0806) SERIES

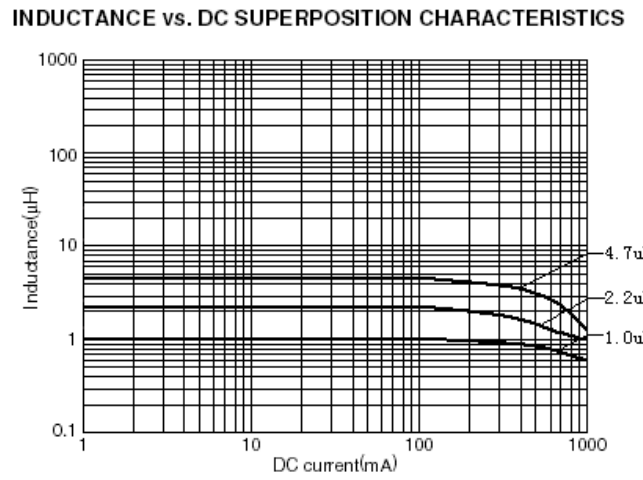
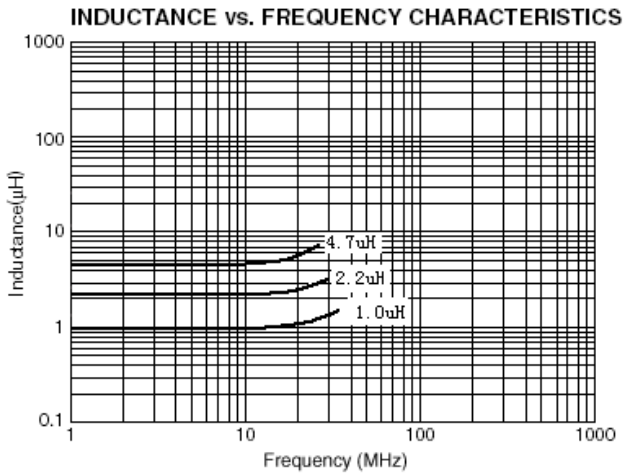
INDUCTANCE CHANGE vs. DC SUPERPOSITION CHARACTERISTICS



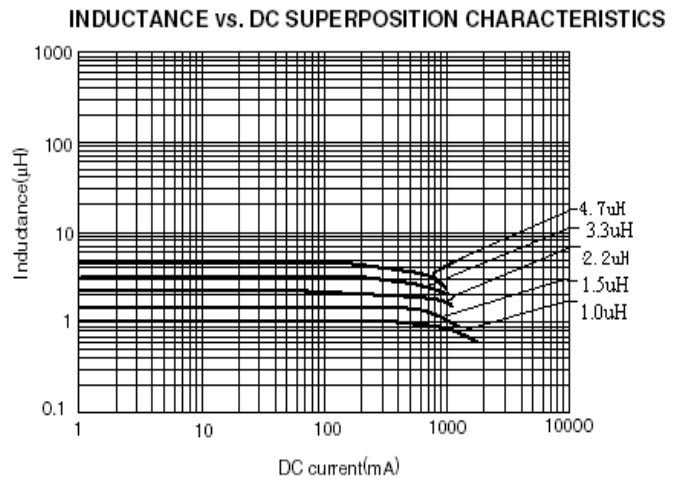
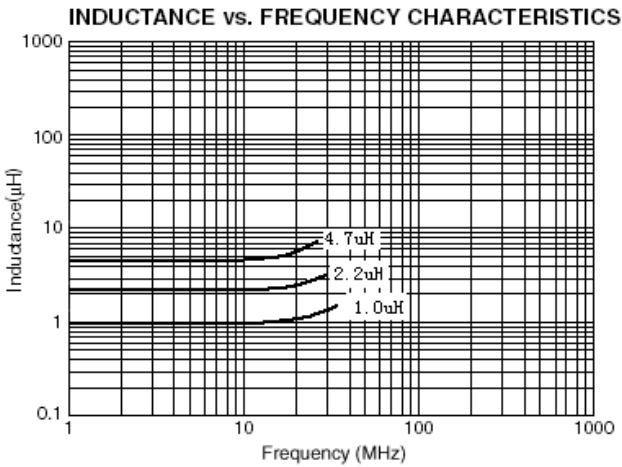
注：本 PDF 文件只提供了产品主要资料，因此在您希望订购或详细了解产品相关资料时，请及时联系麦捷科技以获得最新、最全的产品资料。

Multilayer Chip Ferrite Large Current Inductor (叠层片式铁氧体大电流电感 MGFL 系列)

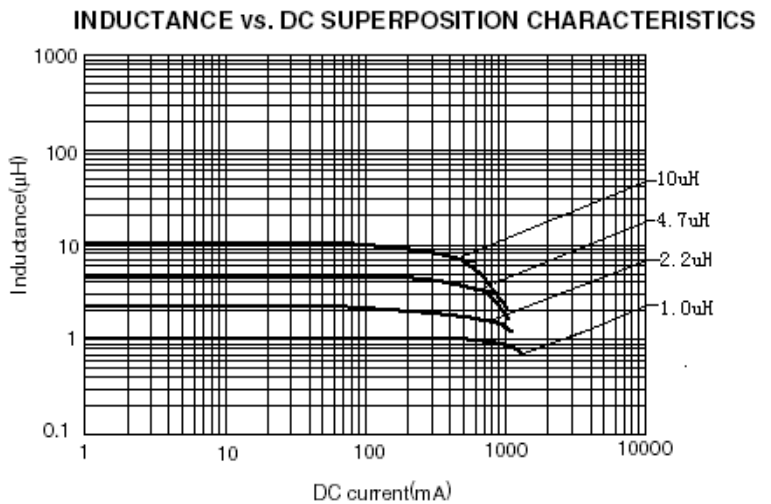
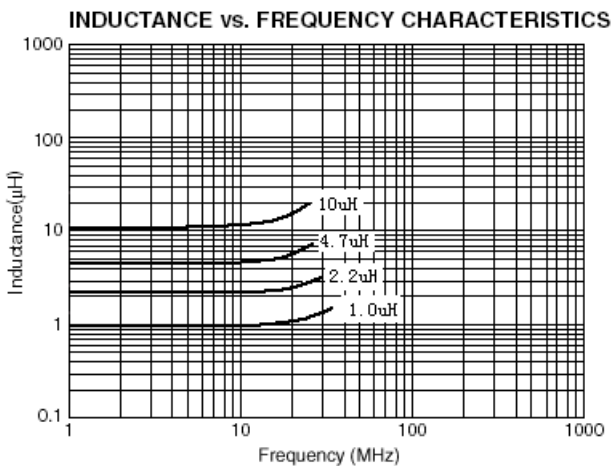
MGFL 2520F(1008) Series



MGFL2520U(1008) Series



MGFL 3216F(1206) Series

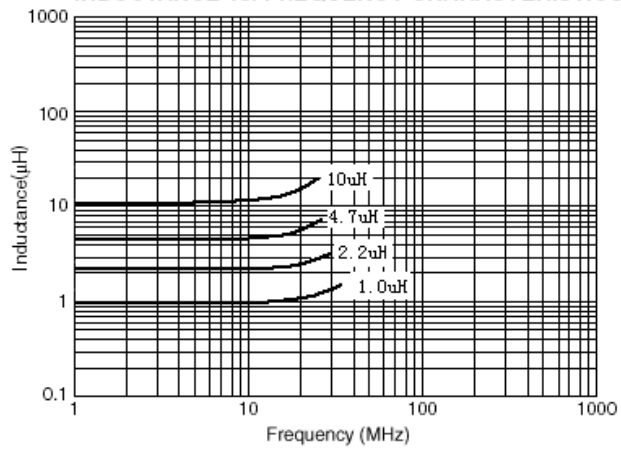


本公司所有产品均符合RoHS标准，如有任何疑问，请随时联系麦捷科技以获得最新、最全的产品资料。

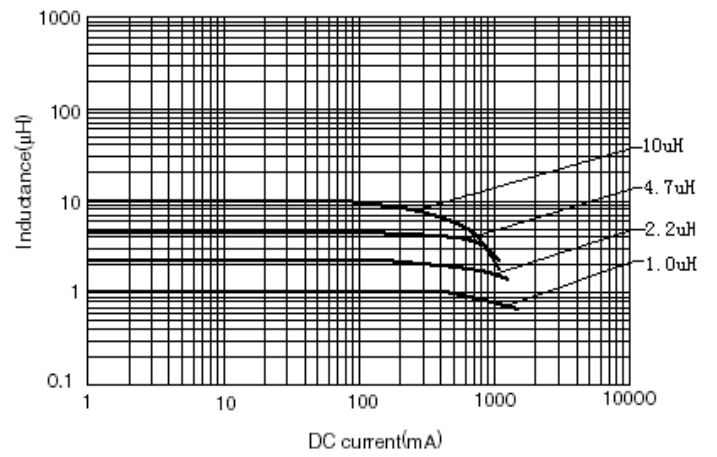
Multilayer Chip Ferrite Large Current Inductor (叠层片式铁氧体大电流电感 MGFL 系列)

MGFL 3225F(1210) Series

INDUCTANCE vs. FREQUENCY CHARACTERISTICS



INDUCTANCE vs. DC SUPERPOSITION CHARACTERISTICS



X-ON Electronics

Largest Supplier of Electrical and Electronic Components

Click to view similar products for [Fixed Inductors](#) category:

Click to view products by [microgate](#) manufacturer:

Other Similar products are found below :

[MLZ1608M6R8WTD25](#) [MLZ1608N6R8LT000](#) [MLZ1608N3R3LTD25](#) [MLZ1608N3R3LT000](#) [MLZ1608N150LT000](#)

[MLZ1608M150WTD25](#) [MLZ1608M3R3WTD25](#) [MLZ1608M3R3WT000](#) [MLZ1608M150WT000](#) [MLZ1608A1R5WT000](#)

[MLZ1608N1R5LT000](#) [B82432C1333K000](#) [PCMB053T-1R0MS](#) [PCMB053T-1R5MS](#) [PCMB104T-1R5MS](#) [CR32NP-100KC](#) [CR32NP-](#)

[151KC](#) [CR32NP-180KC](#) [CR32NP-181KC](#) [CR32NP-1R5MC](#) [CR32NP-390KC](#) [CR32NP-3R9MC](#) [CR32NP-680KC](#) [CR32NP-820KC](#)

[CR32NP-8R2MC](#) [CR43NP-390KC](#) [CR43NP-560KC](#) [CR43NP-680KC](#) [CR54NP-181KC](#) [CR54NP-470LC](#) [CR54NP-820KC](#) [CR54NP-8R5MC](#)

[MGDQ4-00004-P](#) [MGDU1-00016-P](#) [MHL1ECTTP18NJ](#) [MHL1JCTTD12NJ](#) [PE-51506NL](#) [PE-53601NL](#) [PE-53630NL](#) [PE-53824SNLT](#) [PE-](#)

[62892NL](#) [PE-92100NL](#) [PG0434.801NLT](#) [PG0936.113NLT](#) [PM06-2N7](#) [PM06-39NJ](#) [HC2LP-R47-R](#) [HC2-R47-R](#) [HC3-2R2-R](#) [HC8-1R2-R](#)