


Multilayer Chip Large Current higher loss inductor 叠层片式大电流高损耗电感

FEATURES 特点

- Multilayer monolithic construction yields high reliability
独石结构、高可靠性
- A unique terminal electrode structure ensures high permissible current, 4A max.
特别的设计可承受最大4A的电流
- High impedance over a wide frequency range
在较宽的频段具有高阻抗



APPLICATIONS 应用

- Video equipment, audio equipment 视频音频设备
- Automotive electrical equipment 电气自动化设备
- Communication equipment 通讯设备
- OA equipment and other OA设备及其它领域

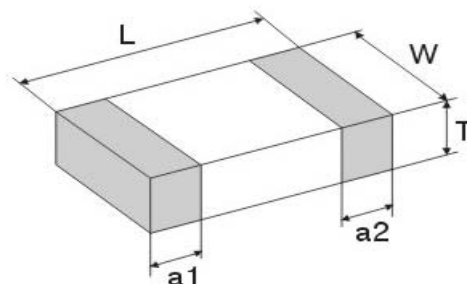
Product Identification 产品标识

MGLB 2012 M 121 T 2R0 - LF

① ② ③ ④ ⑤ ⑥ ⑦

- ① Series name 系列名称
- ② Dimensions 产品尺寸 L*W(2012=2.0*1.2mm)
- ③ Material code 材料代码
- ④ Impedance 阻抗 (121=12*10¹=120Ω, 102=10*10²=1000Ω)
- ⑤ Packing Style 包装方式 (T: Taping 编带盘装 B: Bulk 散装)
- ⑥ Current 电流 (0R5=0.5A 2R0=2A)
- ⑦ Lead free products 无铅产品

Shapes And Dimensions 外形及尺寸示意图



Type 型号	Dimensions (mm) [inch]			
	L长	W宽	T高	a1, a2
1005 [0402]	1.00±0.15 [0.04±0.006]	0.50±0.15 [0.02±0.006]	0.50±0.15 [0.02±0.006]	0.25±0.10 [0.01±0.004]
1608 [0603]	1.60±0.15 [0.063±0.006]	0.80±0.15 [0.031±0.006]	0.80±0.15 [0.031±0.006]	0.30±0.20 [0.012±0.008]
2012 [0805]	2.00±0.20 [0.079±0.008]	1.25±0.20 [0.049±0.008]	0.85±0.20 [0.033±0.008]	0.50±0.30 [0.02±0.012]
3216 [1206]	3.20±0.20 [0.126±0.008]	1.60±0.20 [0.063±0.008]	0.90±0.20 [0.035±0.008]	0.50±0.30 [0.02±0.012]

注：本 PDF 文件只提供了产品主要资料，因此在您希望订购或详细了解产品相关资料时，请及时联系麦捷科技以获得最新、最全的产品资料。

Multilayer Chip Large Current higher loss inductor 叠层片式大电流高损耗电感

Electrical Characteristics 电气性能

MGLB 1005 (0402) Series

Part No.	Impedance (Ω) $\pm 25\%$	Z Test Freq. (MHz)	RDC(Ω) /max	I _r (mA) /max
MGLB1005M050□2R0	5	100	0.05	2000
MGLB1005M110□2R0	11	100	0.05	2000
MGLB1005M310□1R5	31	100	0.06	1500
MGLB1005M600□1R5	60	100	0.08	1500
MGLB1005M121□1R2	120	100	0.10	1200
MGLB1005M221□1R0	220	100	0.15	1000
MGLB1005M301□1R0	300	100	0.20	1000

MGLB 1608 (0603) Series

Part No.	Impedance (Ω) $\pm 25\%$	Z Test Freq. (MHz)	RDC(Ω) /max	I _r (mA) /max
MGLB1608M050□2R0	5	100	0.03	2000
MGLB1608M110□2R0	11	100	0.03	2000
MGLB1608M310□1R5	31	100	0.05	1500
MGLB1608M600□1R5	60	100	0.08	1500
MGLB1608M121□1R2	120	100	0.10	1200
MGLB1608M221□1R0	220	100	0.15	1000
MGLB1608M301□1R0	300	100	0.20	1000
MGLB1608M501□0R8	500	100	0.28	800
MGLB1608M601□0R8	600	100	0.35	800

Multilayer Chip Large Current higher loss inductor 叠层片式大电流高损耗电感

MGLB 2012 (0805) Series

Part No.	Impedance (Ω) $\pm 25\%$	Z Test Freq. (MHz)	RDC(Ω) /max	I _r (mA) /max
MGLB2012M070□4R0	7	100	0.02	4000
MGLB2012M110□3R0	11	100	0.02	3000
MGLB2012M310□3R0	31	100	0.03	3000
MGLB2012M600□3R0	60	100	0.05	3000
MGLB2012M101□2R0	100	100	0.08	2000
MGLB2012M121□2R0	120	100	0.10	2000
MGLB2012M181□2R0	180	100	0.15	2000
MGLB2012M221□2R0	220	100	0.17	2000
MGLB2012M301□1R5	300	100	0.20	1500
MGLB2012M601□1R2	600	100	0.25	1200
MGLB2012M102□1R0	1000	100	0.30	1000

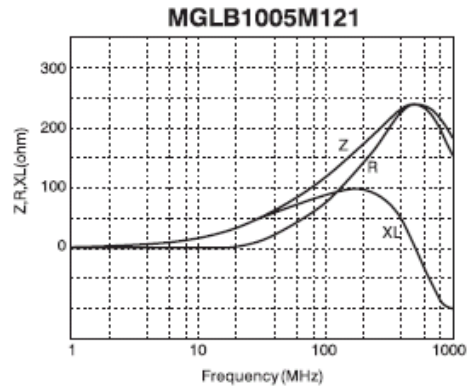
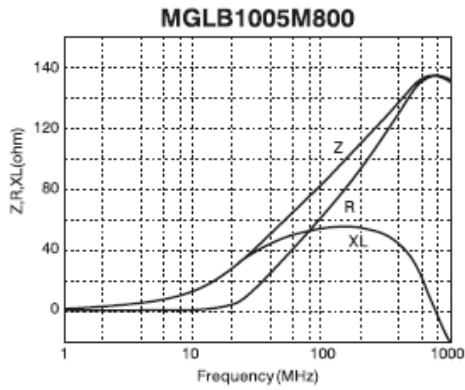
MGLB 3216 (1206) Series

Part No.	Impedance (Ω) $\pm 25\%$	Z Test Freq. (MHz)	RDC(Ω) /max	I _r (mA) /max
MGLB3216M110□4R0	11	100	0.02	4000
MGLB3216M190□4R0	19	100	0.02	4000
MGLB3216M260□4R0	26	100	0.02	4000
MGLB3216M310□4R0	31	100	0.02	4000
MGLB3216M700□3R0	70	100	0.05	3000
MGLB3216M121□3R0	120	100	0.05	3000
MGLB3216M181□2R5	180	100	0.10	2500
MGLB3216M221□2R5	220	100	0.10	2500
MGLB3216M301□2R2	300	100	0.15	2200
MGLB3216M601□2R2	600	100	0.20	2000
MGLB3216M102□1R5	1000	100	0.30	1500
MGLB3216M122□1R2	1200	100	0.30	1200
MGLB3216M152□1R0	1500	100	0.35	1000
MGLB3216M202□0R7	2000	100	0.45	700

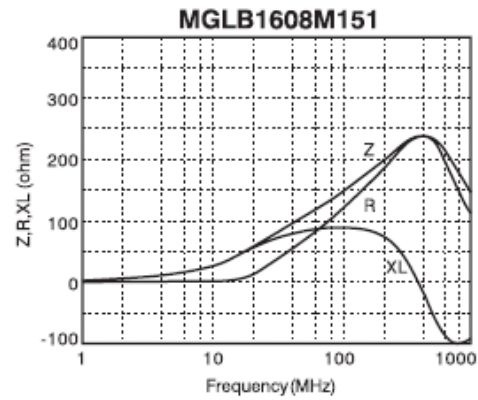
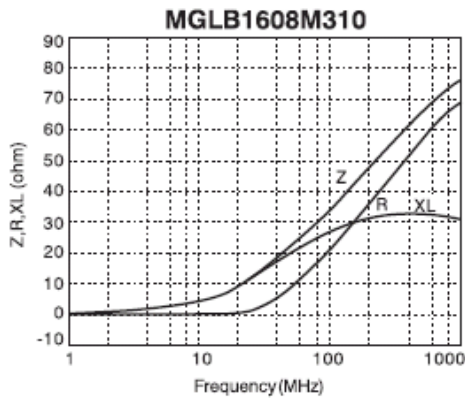
Multilayer Chip Large Current higher loss inductor 叠层片式大电流高损耗电感

Characteristic curve 特性曲线

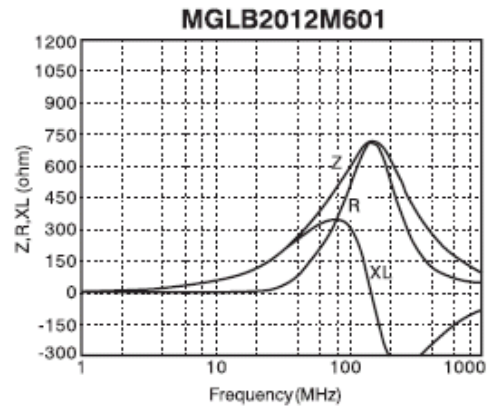
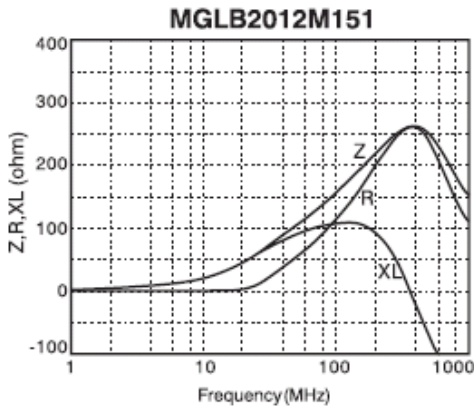
MGLB 1005 (0402) Series



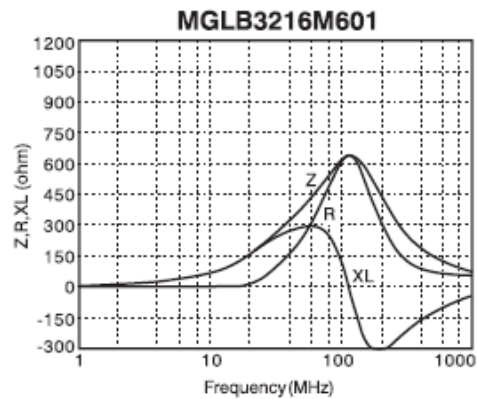
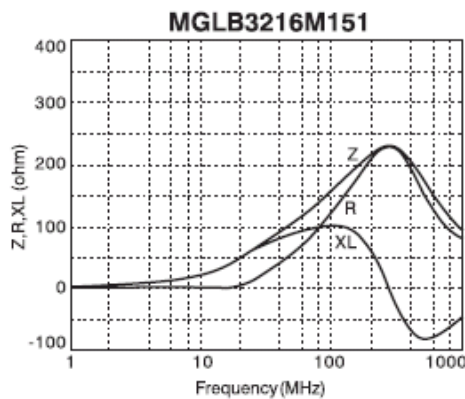
MGLB1608 (0603) Series



MGLB 2012 (0805) Series



MGLB 3216 (1206) Series



注：本 PDF 文件只提供了产品主要资料，因此在您希望订购或详细了解产品相关资料时，请及时联系麦捷科技以获得最新、最全的产品资料。

X-ON Electronics

Largest Supplier of Electrical and Electronic Components

Click to view similar products for [Ferrite Beads](#) category:

Click to view products by [microgate](#) manufacturer:

Other Similar products are found below :

[CZB1EGTTP700P](#) [CZB1JGTTD152P](#) [CZB1JGTTD601P](#) [CZB2AFTTD800P](#) [CZB2AGTTD121P](#) [CZB2AGTTD601P](#) [CZB2BFTTE600P](#)
[PE-0402FB121ST](#) [NCB0603R301TR050F](#) [NCB0805A320TR050F](#) [NCB-H1206B680TR300F](#) [SMB2.5-1TR](#) [SMB2.5R-2](#) [CZB1EGTTP121P](#)
[CZB1JGTTD102P](#) [CZB1JGTTD121P](#) [CZB1JGTTD221P](#) [CZB2AGTTD301P](#) [CZB2BFTTE301P](#) [CZB2BFTTE601P](#) [4221R-1](#) [4221R-2](#)
[432703041971](#) [EMI0805R-2000](#) [EMI0805R-600](#) [SBY100505T-100Y-N](#) [NCB-GH0402D121TR060F](#) [NCB-H1812D125TR150F](#)
[CZB2AGTTD102P](#) [NCB0402P301TR005F](#) [NCB0603R152TR030F](#) [NCB0805A121TR050F](#) [NCB3312K900TR500F](#) [NCB-](#)
[H0805A102TR150F](#) [NCB-H0805A221TR300F](#) [NCB-H1806E181TR300F](#) [NCB0402P300TR030F](#) [NCB0402P700TR050F](#)
[NCB0805A102TR040F](#) [NCB1806E151TR020F](#) [NCB-H0603R121TR300F](#) [NCB-H0805A220TR600F](#) [NCB-H0805A390TR400F](#) [NCB-](#)
[H1206B121TR300F](#) [NCB-H1206B601TR200F](#) [CIM21J252NE](#) [EMI0805R-220](#) [74279250](#) [7427924](#) [CZB1JGTTD202P](#)