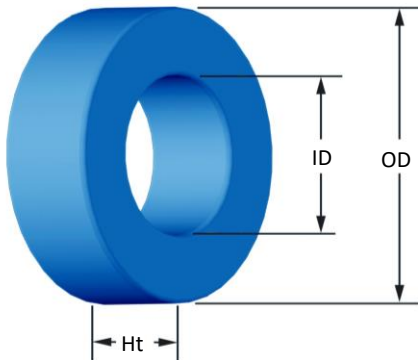




Part Number:

**MS-106090-2**

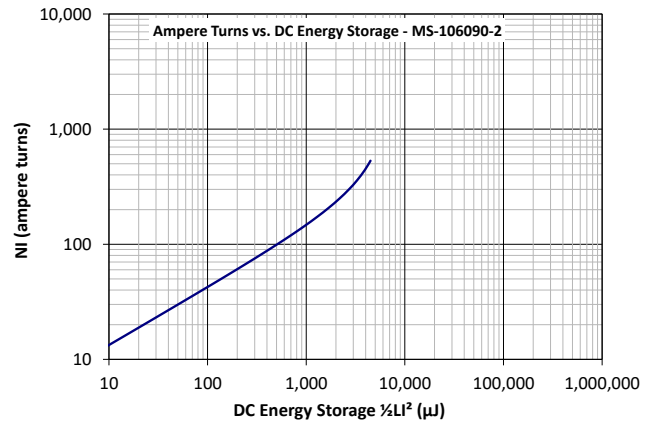
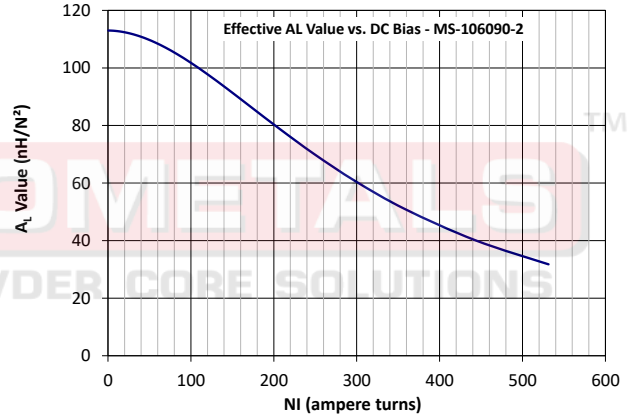
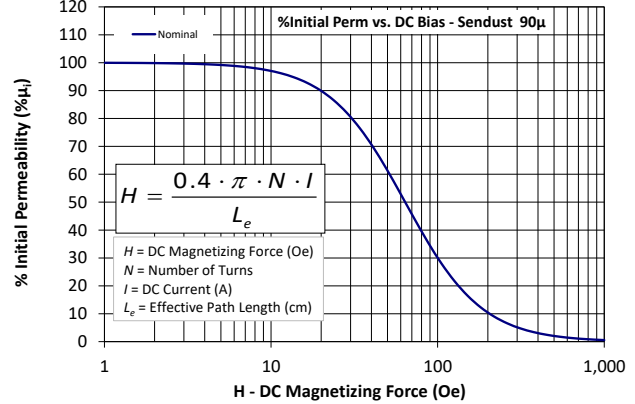
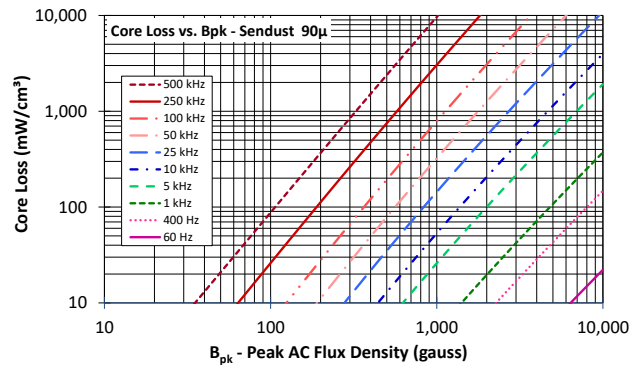
Revision 2021-Dec-01 - Generated 2021-Dec-01



(If coated, Max./Min. includes coating)

<b>OD</b>	(nom. - bare core) (max.)	26.92 mm 27.69 mm	1.060 in 1.090 in
<b>ID</b>	(nom. - bare core) (min.)	14.73 mm 14.10 mm	0.580 in 0.555 in
<b>HT</b>	(nom. - bare core) (max.)	11.18 mm 11.99 mm	0.440 in 0.472 in
<b>Mass</b>	(approximate)	25 grams	
<b>Magnetic Dimensions</b>	A <sub>e</sub> - Eff. Mag. Cross Section	0.654 cm <sup>2</sup>	
	L <sub>e</sub> - Eff. Mag. Path Length	6.35 cm	
	V <sub>e</sub> - Eff. Core Volume	4.15 cm <sup>3</sup>	
	WA - Min. Eff. Window Area	1.56 cm <sup>2</sup>	
	sa - Surface Area	28.8 cm <sup>2</sup>	
	mlt - mean length per turn	4.46 cm	
<b>Inductance</b>	μ <sub>i</sub> (reference)	90	
	A <sub>L</sub> value (nominal)	113 nH/N <sup>2</sup>	
	Test Winding	N=80, #26 AWG	
	Frequency	10 kHz	
	Voltage on Agilent 4284A	0.23 V	
	AL tolerance	±8%	
<b>Core Loss</b>	$\text{Core Loss(mW/cm}^3\text{)} = \frac{a}{B_{pk}^3} + \frac{b}{B_{pk}^{2.3}} + \frac{c}{B_{pk}^{1.65}} + d \cdot B_{pk}^2 \cdot f^2$		
	where B <sub>pk</sub> expressed in gauss, f expressed in hertz, and: a=7.890E+09, b=7.111E+08, c=8.980E+06, d=2.846E-14		
	B <sub>pk</sub>	1000 G	
	frequency	50 kHz	
	Core Loss (nominal)	323 mW/cm <sup>3</sup>	
	Core Loss (maximum)	372 mW/cm <sup>3</sup>	
<b>DC Saturation</b>	$\% \mu_i = \frac{1}{a + b \cdot H^c} + d$		
	where H expressed in oersteds, and: a=1.000E-02, b=3.994E-06, c=1.883, d=0.000		
	H <sub>dc</sub>	50 Oe	
	Percent Initial Perm(nom.)	61.3%	
	Percent Initial Perm(min.)	52.9%	
<b>Coating/Pkg</b>	Coating Type:	Blue Epoxy	
	Voltage Breakdown (min.)	1000 Vrms	
	Limit	0.1 mA, 5 s	
	Package Quantity	600 Pcs/Box	

<b>Winding Table</b>	<b>Wire Size</b>	AWG	10	12	14	16	18	20	22	24	26	28	30
		mm	2.500	2.000	1.600	1.250	1.000	0.800	0.630	0.500	0.400	0.315	0.250
	<b>Single Layer</b>	Turns	12	16	20	26	33	41	52	66	82	103	129
		Rdc(Ω)	1.8 m	3.7 m	7.4 m	15.3 m	30.8 m	60.9 m	122.8 m	247.8 m	489.7 m	978.2 m	1.9
<b>Full Winding</b>	Turns	13	20	30	47	73	112	174	269	417	645	998	
	Rdc(Ω)	1.9 m	4.6 m	11.1 m	27.6 m	68.1 m	166.3 m	410.8 m	1.0	2.5	6.1	15.1	



## X-ON Electronics

Largest Supplier of Electrical and Electronic Components

*Click to view similar products for [Ferrite Toroids / Ferrite Rings](#) category:*

*Click to view products by [Micrometals](#) manufacturer:*

Other Similar products are found below :

[432202094771](#) [432202130672](#) [4327 018 35221](#) [432703013571](#) [4327 030 57111](#) [5343232001](#) [5977004801](#) [5976000201](#) [XRRH3.5\\*3.2\\*1.6](#)  
[XRRH4\\*2\\*2](#) [XRRH3.5\\*6\\*1.0](#) [XRRH3.5\\*6\\*1.5](#) [XRRH3.5\\*3.5\\*1.8](#) [XRR4\\*12](#) [XRRH6\\*3\\*3](#) [XRRH3.5\\*4\\*1.0](#) [XRR3\\*12](#) [XRRH3.5\\*9\\*1.0](#)  
[XRRH3.5\\*5\\*1.8](#) [XRR4\\*10](#) [XRRH3.5\\*9.0\\*1.5](#) [XRRH3.5\\*3.5\\*1.5](#) [XRRH3.5\\*5\\*1.5](#) [XRRH3.5\\*2\\*1.8](#) [XRRH3.5\\*3\\*1.5](#) [XRRH4\\*6\\*2](#)  
[XRRH3.5\\*3\\*1.8](#) [F9-BP RH 3.5\\*6\\*1.5](#) [F9-BP T 3.5\\*3\\*1.5](#) [F9-BP RH 3.5\\*4\\*1.5](#) [F9-AP RH 3.5\\*5\\*1.5](#) [XRR4\\*20](#) [XRRH4\\*10\\*2](#) [XRRH5\\*3\\*3](#)  
[F9-BP RH 3.5\\*9\\*1.5](#) [XRRH9.5\\*19.5\\*5](#) [XRRH7.8\\*12.7\\*4.5](#) [XRRH12\\*15\\*7.2](#) [XRRH9\\*16\\*5](#) [XRRH12\\*20\\*6.5](#) [XRR6\\*25](#) [XRR8\\*20](#)  
[XRRH14.2\\*20\\*8](#) [XRRH14.2\\*28.5\\*6.35](#) [XRR8\\*30](#) [XRRH10.5\\*20\\*5.5](#) [XRRH10.5\\*20\\*6.5](#) [XRFS23.5\\*6.5\\*19.5\\*15-1.4](#) [XRR10\\*10](#)  
[XRRH9.5\\*12.5\\*5](#)