



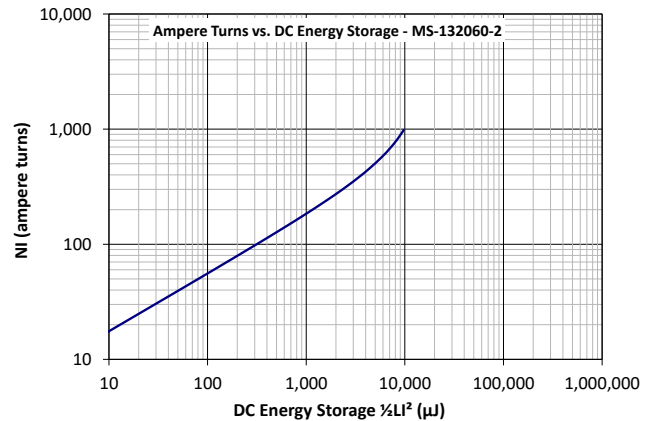
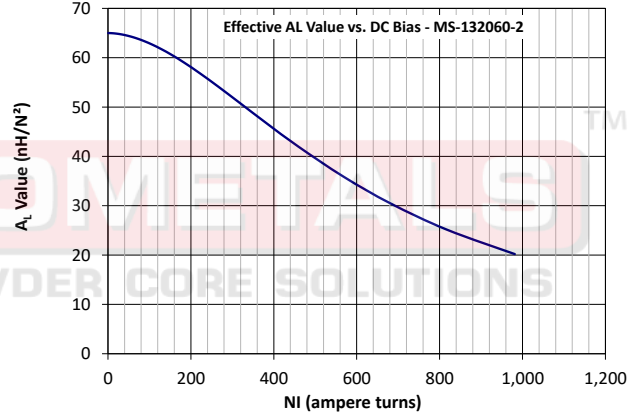
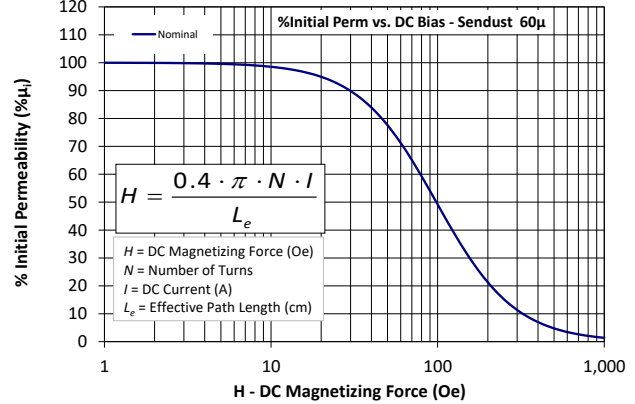
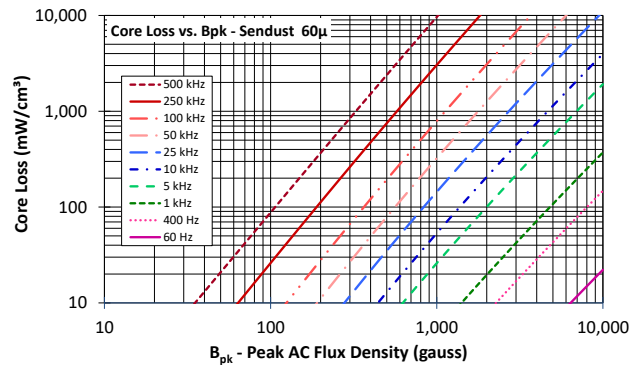
Part Number: **MS-132060-2**

Revision 2021-Dec-01 - Generated 2021-Dec-01



(If coated, Max./Min. includes coating)

OD	(nom. - bare core) (max.)	33.02 mm 33.83 mm	1.300 in 1.332 in										
ID	(nom. - bare core) (min.)	19.94 mm 19.30 mm	0.785 in 0.760 in										
HT	(nom. - bare core) (max.)	11.18 mm 11.99 mm	0.440 in 0.472 in										
Mass	(approximate)	33 grams											
Magnetic Dimensions	A _e - Eff. Mag. Cross Section	0.698 cm ²											
	L _e - Eff. Mag. Path Length	8.15 cm											
	V _e - Eff. Core Volume	5.69 cm ³											
	WA - Min. Eff. Window Area	2.93 cm ²											
	sa - Surface Area	40.6 cm ²											
Inductance	μ _i (reference)	60											
	A _L value (nominal)	65 nH/N ²											
	Test Winding	N=70, #22 AWG											
	Frequency	10 kHz											
	Voltage on Agilent 4284A	0.22 V											
Core Loss	AL tolerance	±8%											
	Core Loss(mW/cm ³): $\frac{a}{B_{pk}^3} + \frac{b}{B_{pk}^{2.3}} + \frac{c}{B_{pk}^{1.65}} + d \cdot B_{pk}^2 \cdot f^2$												
	where B _{pk} expressed in gauss, f expressed in hertz, and: a=7.890E+09, b=7.111E+08, c=8.980E+06, d=2.846E-14												
	B _{pk}	1000 G											
	frequency	50 kHz											
DC Saturation	Core Loss (nominal)	323 mW/cm ³											
	Core Loss (maximum)	372 mW/cm ³											
	$\% \mu_i = \frac{1}{a + b \cdot H^c} + d$												
	where H expressed in oersteds, and: a=1.000E-02, b=2.151E-06, c=1.841, d=0.000												
	H _{dc}	100 Oe											
Coating/Pkg	Percent Initial Perm(nom.)	49.2%											
	Percent Initial Perm(min.)	40.9%											
	Coating Type:	Blue Epoxy											
	Voltage Breakdown (min.)	1000 Vrms											
Winding Table	Limit	0.1 mA, 5 s											
	Package Quantity	448 Pcs/Box											
	Wire Size	AWG	8	10	12	14	16	18	20	22	24	26	28
		mm	3.150	2.500	2.000	1.600	1.250	1.000	0.800	0.630	0.500	0.400	0.315
	Single Layer	Turns	14	18	22	29	36	46	58	73	91	114	142
Rdc(Ω)		1.4 m	2.8 m	5.5 m	11.6 m	22.8 m	46.3 m	92.9 m	186.0 m	368.8 m	734.8 m	1.5	
Full Winding	Turns	15	24	37	57	88	136	211	326	504	780	1,208	
	Rdc(Ω)	1.5 m	3.8 m	9.3 m	22.7 m	55.7 m	137.0 m	338.1 m	830.8 m	2.0	5.0	12.4	



X-ON Electronics

Largest Supplier of Electrical and Electronic Components

Click to view similar products for [Ferrite Toroids / Ferrite Rings](#) category:

Click to view products by [Micrometals](#) manufacturer:

Other Similar products are found below :

[432202094771](#) [432202130672](#) [4327 018 35221](#) [432703013571](#) [4327 030 57161](#) [432703057191](#) [432202101631](#) [4327 030 57111](#) [5343232001](#)
[5977004801](#) [5976000201](#) [XRRH3.5*3.2*1.6](#) [XRRH4*2*2](#) [XRRH3.5*6*1.0](#) [XRRH3.5*6*1.5](#) [XRRH3.5*3.5*1.8](#) [XRR4*12](#) [XRRH6*3*3](#)
[XRRH3.5*4*1.0](#) [XRR3*12](#) [XRRH3.5*9*1.0](#) [XRRH3.5*5*1.8](#) [XRR4*10](#) [XRRH3.5*9.0*1.5](#) [XRRH3.5*3.5*1.5](#) [XRRH3.5*5*1.5](#)
[XRRH3.5*2*1.8](#) [XRRH3.5*3*1.5](#) [XRRH4*6*2](#) [XRRH3.5*3*1.8](#) [F9-BP RH 3.5*6*1.5](#) [F9-BP T 3.5*3*1.5](#) [F9-BP RH 3.5*4*1.5](#) [F9-AP RH](#)
[3.5*5*1.5](#) [XRR4*20](#) [XRRH4*10*2](#) [XRRH5*3*3](#) [F9-BP RH 3.5*9*1.5](#) [XRRH9.5*19.5*5](#) [XRRH7.8*12.7*4.5](#) [XRRH12*15*7.2](#)
[XRRH9*16*5](#) [XRRH12*20*6.5](#) [XRR6*25](#) [XRR8*20](#) [XRRH14.2*20*8](#) [XRRH14.2*28.5*6.35](#) [XRR8*30](#) [XRRH10.5*20*5.5](#)
[XRRH10.5*20*6.5](#)