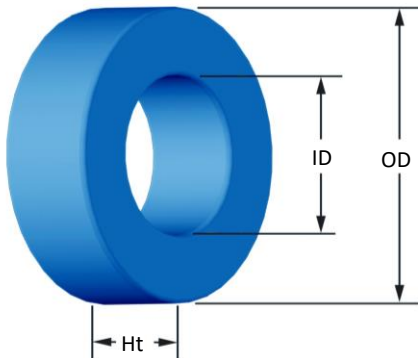




**Part Number:** **MS-134026-2**

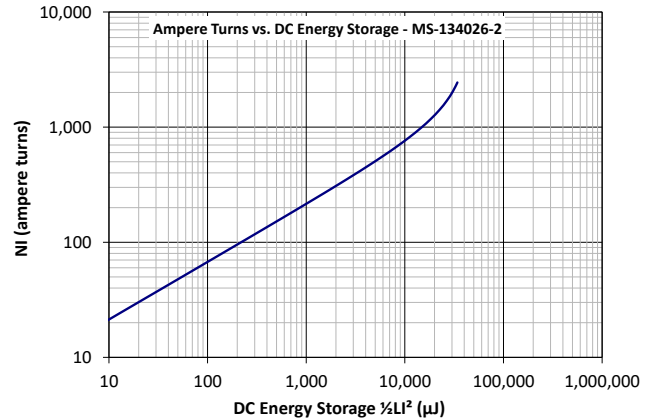
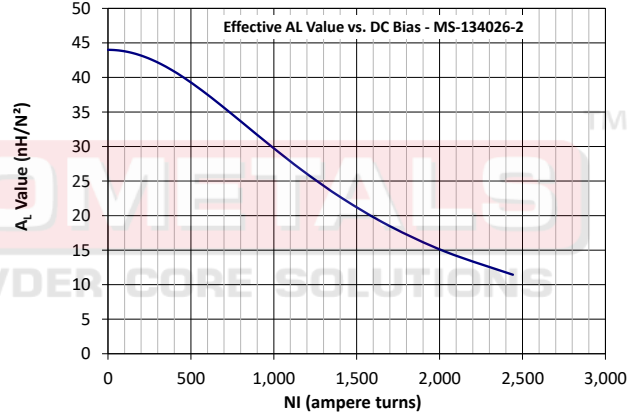
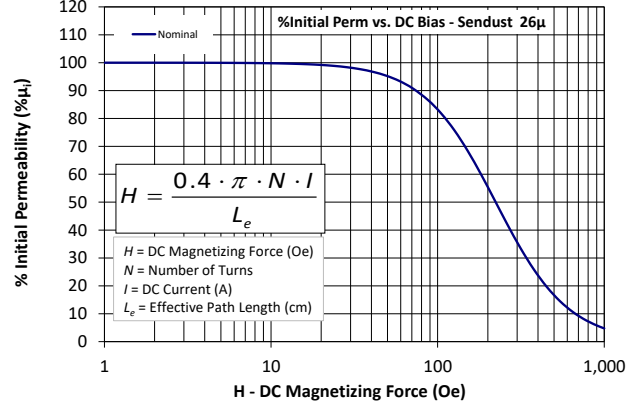
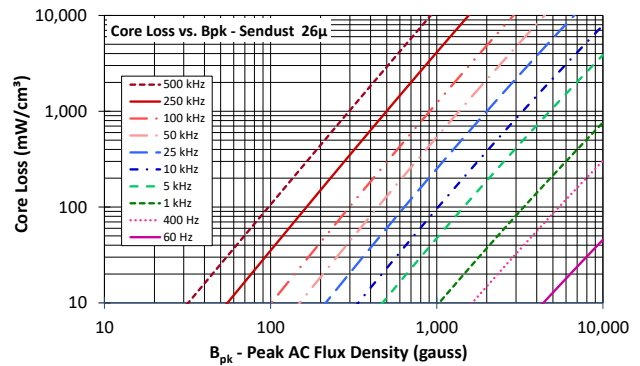
Revision 2021-Dec-01 - Generated 2021-Dec-01



(If coated, Max./Min. includes coating)

<b>OD</b>	(nom. - bare core) (max.)	33.02 mm 33.83 mm	1.300 in 1.332 in
<b>ID</b>	(nom. - bare core) (min.)	19.94 mm 19.30 mm	0.785 in 0.760 in
<b>HT</b>	(nom. - bare core) (max.)	18.00 mm 19.00 mm	0.709 in 0.748 in
<b>Mass</b>	(approximate)	46 grams	
<b>Magnetic Dimensions</b>	A <sub>e</sub> - Eff. Mag. Cross Section	1.10 cm <sup>2</sup>	
	L <sub>e</sub> - Eff. Mag. Path Length	8.15 cm	
	V <sub>e</sub> - Eff. Core Volume	8.98 cm <sup>3</sup>	
	WA - Min. Eff. Window Area	2.93 cm <sup>2</sup>	
	sa - Surface Area	49.1 cm <sup>2</sup>	
	mlt - mean length per turn	6.22 cm	
<b>Inductance</b>	μ <sub>i</sub> (reference)	26	
	A <sub>L</sub> value (nominal)	44 nH/N <sup>2</sup>	
	Test Winding	N=70, #22 AWG	
	Frequency	10 kHz	
	Voltage on Agilent 4284A	0.34 V	
	AL tolerance	±8%	
<b>Core Loss</b>	$\text{Core Loss (mW/cm}^3\text{)} = \frac{a}{B_{pk}^3} + \frac{b}{B_{pk}^{2.3}} + \frac{c}{B_{pk}^{1.65}} + d \cdot B_{pk}^2 \cdot f^2$		
	where B <sub>pk</sub> expressed in gauss, f expressed in hertz, and: a=1.000E+06, b=4.969E+08, c=3.993E+06, d=2.867E-14		
	B <sub>pk</sub>	500 G	
	frequency	100 kHz	
	Core Loss (nominal)	295 mW/cm <sup>3</sup>	
	Core Loss (maximum)	339 mW/cm <sup>3</sup>	
<b>DC Saturation</b>	$\% \mu_i = \frac{1}{a + b \cdot H^c} + d$		
	where H expressed in oersteds, and: a=1.000E-02, b=2.061E-07, c=1.995, d=0.000		
	H <sub>dc</sub>	200 Oe	
	Percent Initial Perm(nom.)	55.4%	
	Percent Initial Perm(min.)	46.3%	
<b>Coating/Pkg</b>	Coating Type:	Blue Epoxy	
	Voltage Breakdown (min.)	1000 Vrms	
	Limit	0.1 mA, 5 s	
	Package Quantity	320 Pcs/Box	

<b>Winding Table</b>	<b>Wire Size</b>	AWG	8	10	12	14	16	18	20	22	24	26	28
		mm	3.150	2.500	2.000	1.600	1.250	1.000	0.800	0.630	0.500	0.400	0.315
	<b>Single Layer</b>	Turns	14	18	22	29	36	46	58	73	91	114	142
		Rdc(Ω)	1.8 m	3.7 m	7.1 m	14.9 m	29.4 m	59.8 m	120.0 m	240.2 m	476.2 m	948.7 m	1.9
<b>Full Winding</b>	Turns	15	24	37	57	88	136	211	326	504	780	1,208	
	Rdc(Ω)	1.9 m	4.9 m	12.0 m	29.3 m	72.0 m	176.9 m	436.5 m	1.1	2.6	6.5	16.0	



## X-ON Electronics

Largest Supplier of Electrical and Electronic Components

*Click to view similar products for [Ferrite Toroids / Ferrite Rings](#) category:*

*Click to view products by [Micrometals](#) manufacturer:*

Other Similar products are found below :

[432202094771](#) [432202130672](#) [4327 018 35221](#) [432703013571](#) [4327 030 57161](#) [432703057191](#) [432202101631](#) [4327 030 57111](#) [5343232001](#)  
[5977004801](#) [5976000201](#) [XRRH3.5\\*3.2\\*1.6](#) [XRRH4\\*2\\*2](#) [XRRH3.5\\*6\\*1.0](#) [XRRH3.5\\*6\\*1.5](#) [XRRH3.5\\*3.5\\*1.8](#) [XRR4\\*12](#) [XRRH6\\*3\\*3](#)  
[XRRH3.5\\*4\\*1.0](#) [XRR3\\*12](#) [XRRH3.5\\*9\\*1.0](#) [XRRH3.5\\*5\\*1.8](#) [XRR4\\*10](#) [XRRH3.5\\*9.0\\*1.5](#) [XRRH3.5\\*3.5\\*1.5](#) [XRRH3.5\\*5\\*1.5](#)  
[XRRH3.5\\*2\\*1.8](#) [XRRH3.5\\*3\\*1.5](#) [XRRH4\\*6\\*2](#) [XRRH3.5\\*3\\*1.8](#) [F9-BP RH 3.5\\*6\\*1.5](#) [F9-BP T 3.5\\*3\\*1.5](#) [F9-BP RH 3.5\\*4\\*1.5](#) [F9-AP RH](#)  
[3.5\\*5\\*1.5](#) [XRR4\\*20](#) [XRRH4\\*10\\*2](#) [XRRH5\\*3\\*3](#) [F9-BP RH 3.5\\*9\\*1.5](#) [XRRH9.5\\*19.5\\*5](#) [XRRH7.8\\*12.7\\*4.5](#) [XRRH12\\*15\\*7.2](#)  
[XRRH9\\*16\\*5](#) [XRRH12\\*20\\*6.5](#) [XRR6\\*25](#) [XRR8\\*20](#) [XRRH14.2\\*20\\*8](#) [XRRH14.2\\*28.5\\*6.35](#) [XRR8\\*30](#) [XRRH10.5\\*20\\*5.5](#)  
[XRRH10.5\\*20\\*6.5](#)