



**Part Number: MS-185026-2**

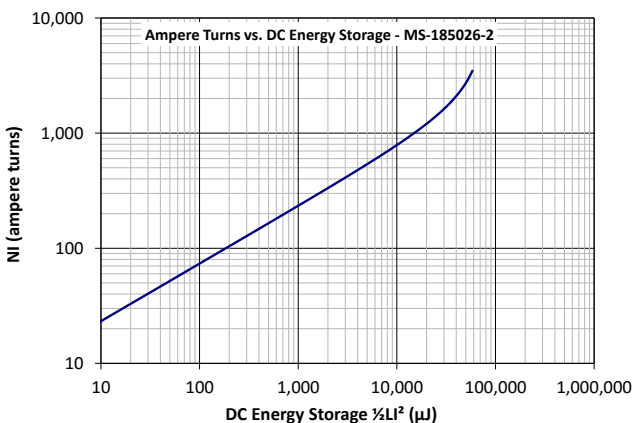
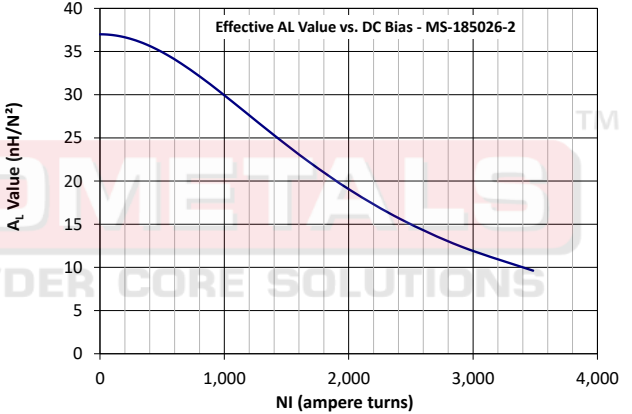
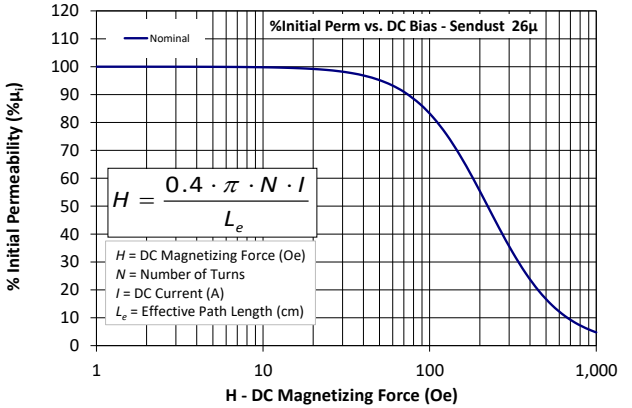
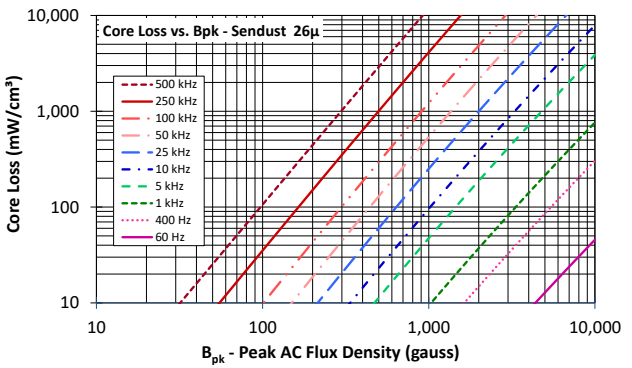
Revision 2021-Dec-01 - Generated 2021-Dec-01



(If coated, Max./Min. includes coating)

<b>OD</b>	(nom. - bare core) (max.)	46.74 mm 47.63 mm	1.840 in 1.875 in
<b>ID</b>	(nom. - bare core) (min.)	28.70 mm 27.89 mm	1.130 in 1.098 in
<b>HT</b>	(nom. - bare core) (max.)	15.24 mm 16.13 mm	0.600 in 0.635 in
<b>Mass</b>	(approximate)	79 grams	
<b>Magnetic Dimensions</b>	A <sub>e</sub> - Eff. Mag. Cross Section	1.34 cm <sup>2</sup>	
	L <sub>e</sub> - Eff. Mag. Path Length	11.62 cm	
	V <sub>e</sub> - Eff. Core Volume	15.6 cm <sup>3</sup>	
	WA - Min. Eff. Window Area	6.11 cm <sup>2</sup>	
	sa - Surface Area	79.6 cm <sup>2</sup>	
	mlt - mean length per turn	6.59 cm	
<b>Inductance</b>	μ <sub>i</sub> (reference)	26	
	A <sub>L</sub> value (nominal)	37 nH/N <sup>2</sup>	
	Test Winding	N=80, #20 AWG	
	Frequency	10 kHz	
	Voltage on Agilent 4284A	0.48 V	
	AL tolerance	±8%	
<b>Core Loss</b>	Core Loss(mW/cm <sup>3</sup> ): $\frac{a}{Bpk^3} + \frac{b}{Bpk^{2.3}} + \frac{c}{Bpk^{1.65}} + d \cdot Bpk^2 \cdot f^2$		
	where B <sub>pk</sub> expressed in gauss, f expressed in hertz, and: a=1.000E+06, b=4.969E+08, c=3.993E+06, d=2.867E-14		
	B <sub>pk</sub>	500 G	
	frequency	100 kHz	
	Core Loss (nominal)	295 mW/cm <sup>3</sup>	
	Core Loss (maximum)	339 mW/cm <sup>3</sup>	
<b>DC Saturation</b>	$\% \mu_i = \frac{1}{a + b \cdot H^c} + d$		
	where H expressed in oersteds, and: a=1.000E-02, b=2.061E-07, c=1.995, d=0.000		
	H <sub>dc</sub>	200 Oe	
	Percent Initial Perm(nom.)	55.4%	
	Percent Initial Perm(min.)	46.3%	
<b>Coating/Pkg</b>	Coating Type:	Blue Epoxy	
	Voltage Breakdown (min.)	1000 Vrms	
	Limit	0.1 mA, 5 s	
	Package Quantity	125 Pcs/Box	

<b>Winding Table</b>	<b>Wire Size</b>	AWG	8	10	12	14	16	18	20	22	24	26	28
		mm	3.150	2.500	2.000	1.600	1.250	1.000	0.800	0.630	0.500	0.400	0.315
	<b>Single Layer</b>	Turns	21	27	34	43	54	68	85	106	133	166	207
		Rdc(Ω)	2.8 m	5.8 m	11.7 m	23.5 m	46.8 m	93.8 m	186.5 m	369.9 m	738.1 m	1.5	2.9
<b>Full Winding</b>	Turns	32	49	77	119	184	284	440	680	1,053	1,630	2,523	
	Rdc(Ω)	4.3 m	10.6 m	26.4 m	64.9 m	159.6 m	391.8 m	965.4 m	2.4	5.8	14.4	35.4	



## X-ON Electronics

Largest Supplier of Electrical and Electronic Components

*Click to view similar products for [Ferrite Toroids / Ferrite Rings](#) category:*

*Click to view products by [Micrometals](#) manufacturer:*

Other Similar products are found below :

[432202094771](#) [432202130672](#) [4327 018 35221](#) [432703013571](#) [4327 030 57161](#) [432703057191](#) [432202101631](#) [4327 030 57111](#) [5343232001](#)  
[5977004801](#) [5976000201](#) [XRRH3.5\\*3.2\\*1.6](#) [XRRH4\\*2\\*2](#) [XRRH3.5\\*6\\*1.0](#) [XRRH3.5\\*6\\*1.5](#) [XRRH3.5\\*3.5\\*1.8](#) [XRR4\\*12](#) [XRRH6\\*3\\*3](#)  
[XRRH3.5\\*4\\*1.0](#) [XRR3\\*12](#) [XRRH3.5\\*9\\*1.0](#) [XRRH3.5\\*5\\*1.8](#) [XRR4\\*10](#) [XRRH3.5\\*9.0\\*1.5](#) [XRRH3.5\\*3.5\\*1.5](#) [XRRH3.5\\*5\\*1.5](#)  
[XRRH3.5\\*2\\*1.8](#) [XRRH3.5\\*3\\*1.5](#) [XRRH4\\*6\\*2](#) [XRRH3.5\\*3\\*1.8](#) [F9-BP RH 3.5\\*6\\*1.5](#) [F9-BP T 3.5\\*3\\*1.5](#) [F9-BP RH 3.5\\*4\\*1.5](#) [F9-AP RH](#)  
[3.5\\*5\\*1.5](#) [XRR4\\*20](#) [XRRH4\\*10\\*2](#) [XRRH5\\*3\\*3](#) [F9-BP RH 3.5\\*9\\*1.5](#) [XRRH9.5\\*19.5\\*5](#) [XRRH7.8\\*12.7\\*4.5](#) [XRRH12\\*15\\*7.2](#)  
[XRRH9\\*16\\*5](#) [XRRH12\\*20\\*6.5](#) [XRR6\\*25](#) [XRR8\\*20](#) [XRRH14.2\\*20\\*8](#) [XRRH14.2\\*28.5\\*6.35](#) [XRR8\\*30](#) [XRRH10.5\\*20\\*5.5](#)  
[XRRH10.5\\*20\\*6.5](#)