



Low power consumption, Low dropout voltage, With CE function ME6215 Series

General Description

ME6215 series are highly precise, low power consumption, high voltage, positive voltage regulators manufactured using CMOS and laser trimming technologies. The series provides large currents with a significantly small dropout voltage.

The current limiter's foldback circuit also operates as a short protect for the output current limiter and the output pin. The CE function allows the output of regulator to be turned off, resulting in greatly reduced power consumption. The ME6215 series can operate with up to 18V input.

Applications

- Battery powered equipment
- Communication tools
- Mobile phones
- Portable games
- Portable AV systems
- Cameras, Video systems
- Reference voltage sources

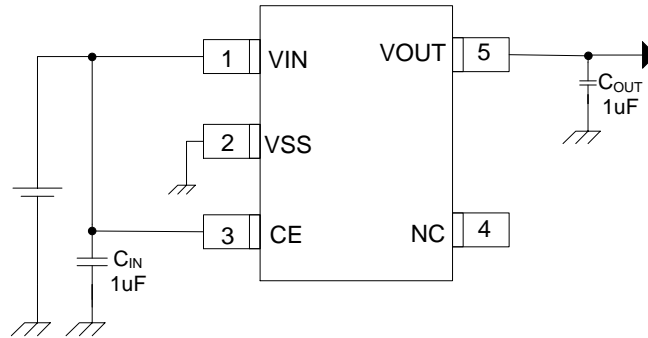
Features

- Highly Accurate: $\pm 2\%$
- Output voltage range: 1.5V~5.0V
- Low power consumption: 6 μ A(TYP.)
- Large output current:
300mA ($V_{IN}=3.8V, V_{OUT}=2.8V$)
- Input voltage: up to 18V
- Dropout voltage:
0.16V at 100mA and 0.32V at 200mA
- CE Pin Function : Active High
- Short-circuit Current: 25mA(TYP.)
- Excellent Input Stability
- Be available to regulator and reference voltage

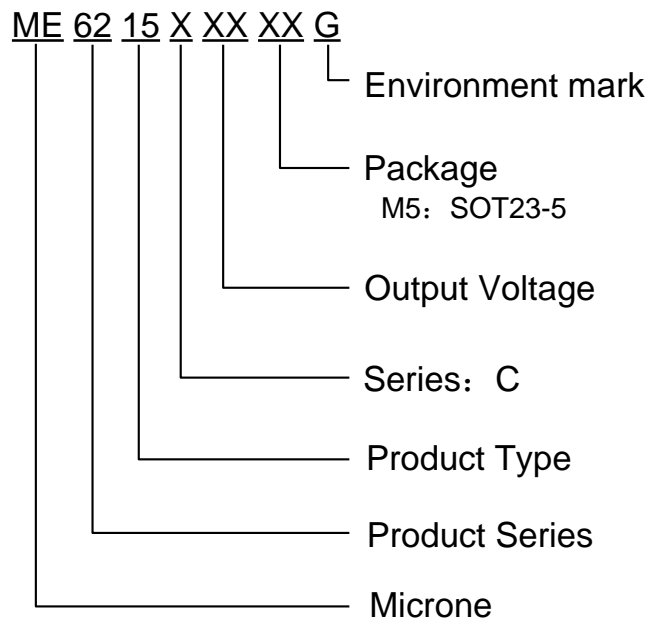
Package

- 5-pin SOT23-5

Typical Application



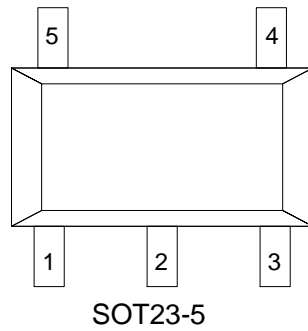
Selection Guide



| product series | product description |
|----------------|---|
| ME6215C25M5G | $V_{OUT} = 2.5V$, have CE, Package:SOT23-5 |
| ME6215C28M5G | $V_{OUT} = 2.8V$, have CE, Package:SOT23-5 |
| ME6215C30M5G | $V_{OUT} = 3.0V$, have CE, Package:SOT23-5 |
| ME6215C33M5G | $V_{OUT} = 3.3V$, have CE, Package:SOT23-5 |
| ME6215C36M5G | $V_{OUT} = 3.6V$, have CE, Package:SOT23-5 |
| ME6215C50M5G | $V_{OUT} = 5.0V$, have CE, Package:SOT23-5 |

Note: If you need other voltage and package, please contact our sales staff.

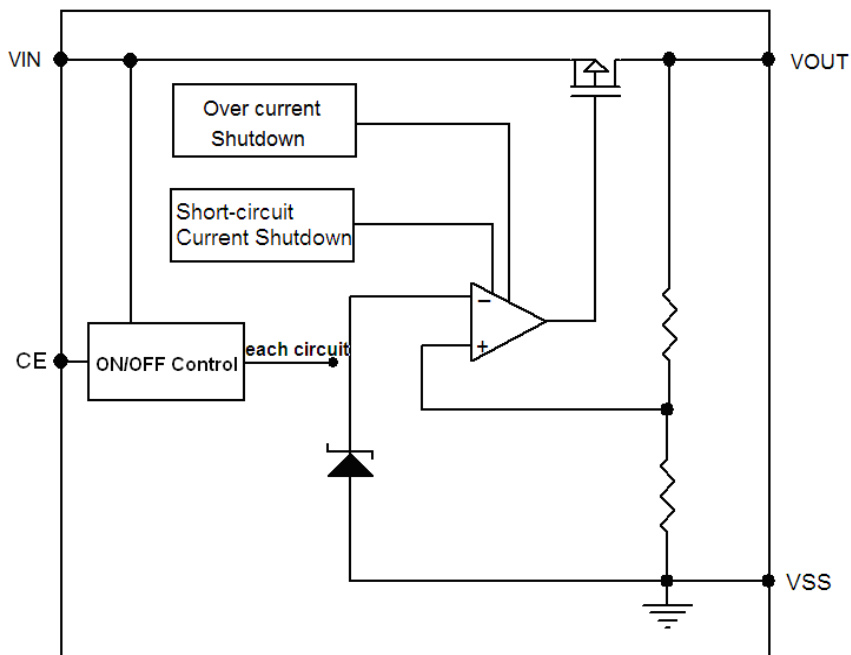
Pin Configuration



Pin Assignment

| Pin Num | Symbol | Function |
|---------|-----------|------------------|
| SOT23-5 | | |
| 1 | V_{IN} | Power Input |
| 2 | V_{SS} | Ground |
| 3 | CE | ON / OFF Control |
| 4 | NC | No Connect |
| 5 | V_{OUT} | Output |

Block Diagram



Absolute Maximum Ratings

| Parameter | Symbol | Ratings | Units |
|--------------------------------------|---------------|-------------------------------|---------------|
| Input Voltage | V_{IN} | 18 | V |
| Output Current | I_{OUT} | 580 | mA |
| Output Voltage | V_{OUT} | $V_{SS}-0.3 \sim V_{IN} +0.3$ | V |
| CE Pin Voltage | V_{CE} | $V_{SS}-0.3 \sim V_{IN} +0.3$ | V |
| Thermal resistance (Junction to air) | θ_{JA} | 210 | $^{\circ}C/W$ |
| Power Dissipation | P_D | 0.6 | W |
| Operating Temperature Range | T_{OPR} | $-40 \sim +85$ | $^{\circ}C$ |
| Storage Temperature Range | T_{STG} | $-55 \sim +150$ | $^{\circ}C$ |
| Maximum junction temperature | T_J | $-40 \sim +150$ | $^{\circ}C$ |
| Lead Temperature | | $260^{\circ}C, 4sec$ | |

Electrical Characteristics

($V_{IN} = V_{OUT} + 1V$, $V_{CE} = V_{IN}$, $C_{IN} = C_{OUT} = 1\mu F$, $T_a = 25^{\circ}C$, unless otherwise noted)

| Parameter | Symbol | Conditions | Min. | Typ. | Max. | Units |
|-----------------------------|--------------------------|---|--------|--------------------------|--------|---------|
| Output Voltage | $V_{OUT}(E)$ (Note 2) | $I_{OUT} = 10mA$, $V_{IN} = V_{OUT} + 1V$ | X 0.98 | $V_{OUT}(T)$ (Note 1) | X 1.02 | V |
| Input Voltage | V_{IN} | | | | 18 | V |
| Maximum Output Current | I_{OUTMAX} | $V_{IN} = V_{OUT} + 1V$ | | 300 | | mA |
| Load Regulation | ΔV_{OUT} | $V_{IN} = V_{OUT} + 1V$, $1mA \leq I_{OUT} \leq 100mA$ | | 4 | | mV |
| Dropout Voltage (Note 1) | V_{DIF1} | $I_{OUT} = 100mA$ | | 160 | | mV |
| | V_{DIF2} | $I_{OUT} = 200mA$ | | 320 | | mV |
| Supply Current | I_{SS} | $V_{IN} = V_{OUT} + 1V$ | | 6 | 10 | μA |
| Stand-by Current | I_{CEL} | $V_{CE} = 0V$ | | 0 | 1 | μA |
| Line Regulation | ΔV_{OUT} | $I_{OUT} = 30mA$ $V_{OUT} + 1V \leq V_{IN} \leq 18V$ | | 20 | | mV |
| CE "High" Voltage | V_{CEH} | Start up | 1.3 | | | V |
| CE "Low" Voltage | V_{CEL} | Shut down | | | 0.8 | V |
| Short-circuit Current | I_{SHORT} | $V_{IN} = V_{OUT} + 1V$, $V_{CE} = V_{IN}$, $V_{OUT} = 0V$ | | 25 | 50 | mA |
| Over Current Protection | I_{limit} | $V_{IN} = V_{OUT} + 1V$ | | 580 | | mA |

Note :

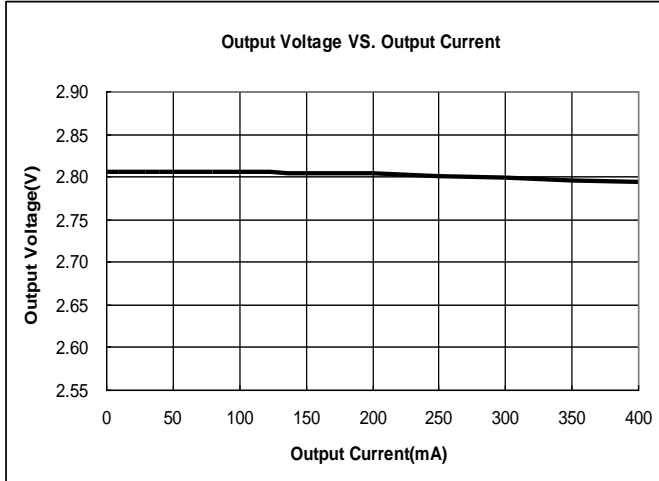
- $V_{OUT}(T)$: Specified Output Voltage
- $V_{OUT}(E)$: Effective Output Voltage (i.e. The output voltage when " $V_{OUT}(T) + 1.0V$ " is provided at the Vin pin while maintaining a certain Iout value.)
- V_{DIF} : $V_{IN1} - V_{OUT}(E)'$
 V_{IN1} : The input voltage when $V_{OUT}(E)'$ appears as input voltage is gradually decreased.
 $V_{OUT}(E)'$ = A voltage equal to 98% of the output voltage whenever an amply stabilized Iout { $V_{OUT}(T) + 1.0V$ } is input.

Type Characteristics

1. ME6215C28

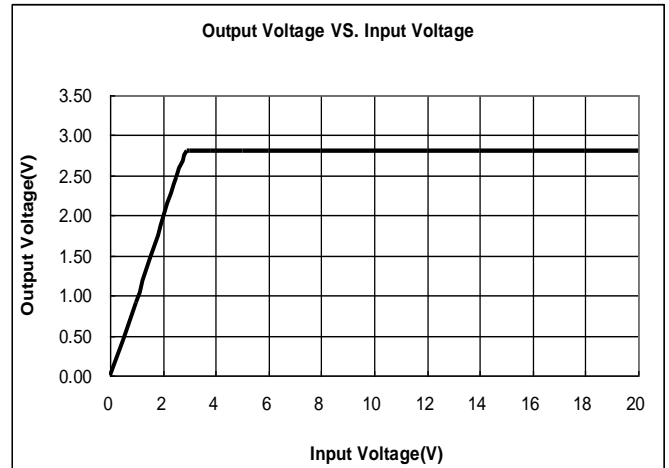
(1) Output Voltage VS. Output Current

($V_{IN}=V_{OUT}+1$, $T_a = 25\text{ }^\circ\text{C}$)



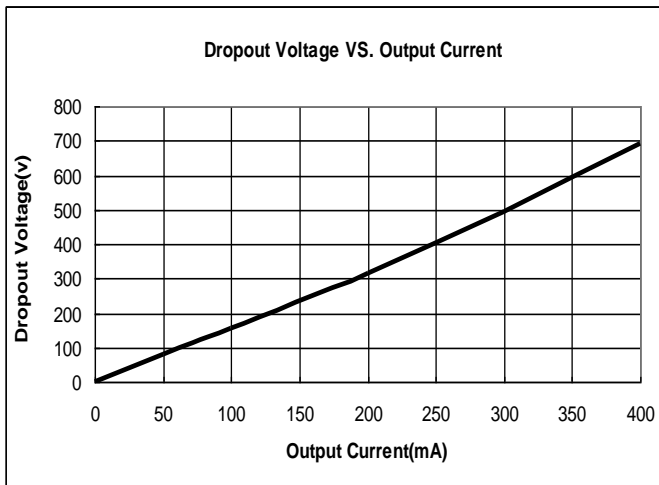
(2) Output Voltage VS. Input Voltage

($V_{IN}=V_{OUT}+1$, $I_{OUT} = 10\text{mA}$, $T_a = 25\text{ }^\circ\text{C}$)



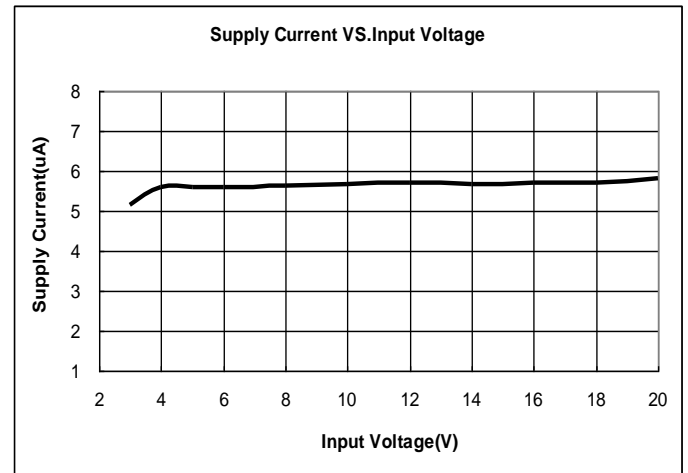
(3) Dropout Voltage VS. Output Current

($V_{IN}=V_{OUT}+1\text{V}$, $T_a = 25\text{ }^\circ\text{C}$)

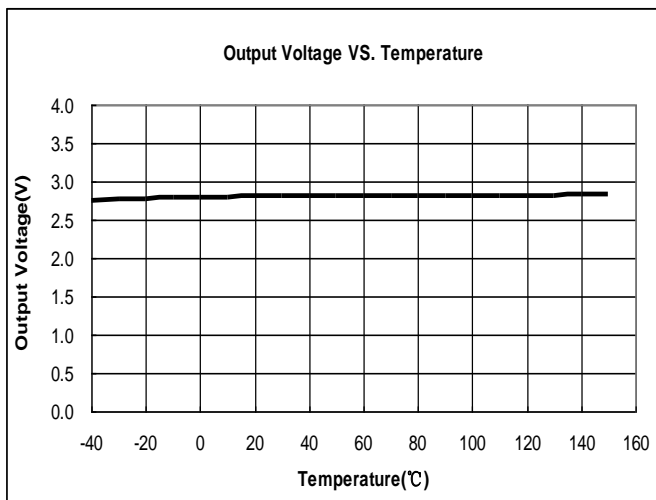


(4) Supply Current VS. Input Voltage

($T_a = 25\text{ }^\circ\text{C}$)



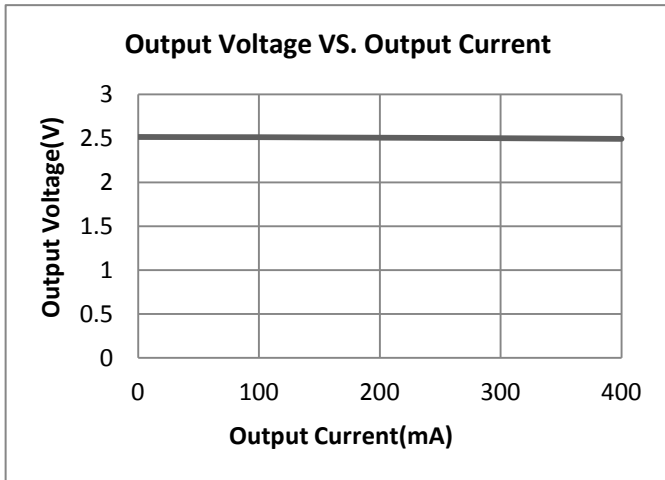
(5) Output Voltage VS. Temperature ($V_{IN}=V_{OUT}+1\text{V}$, $I_{OUT} = 10\text{mA}$)



2. ME6215C25

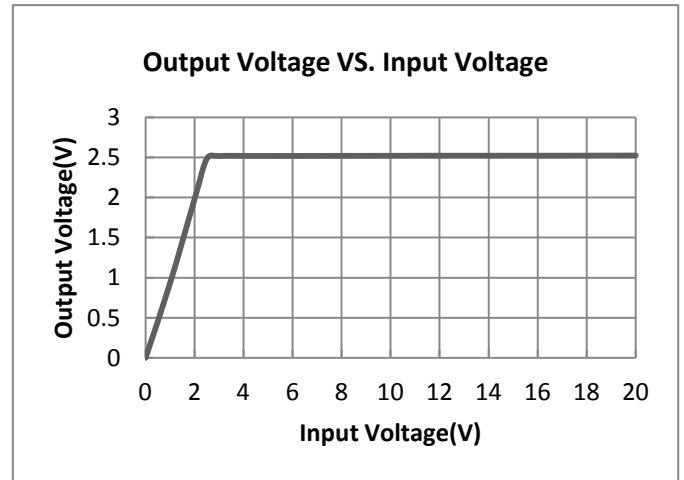
(1) Output Voltage VS. Output Current

($V_{IN}=V_{OUT}+1$, $T_a = 25\text{ }^\circ\text{C}$)



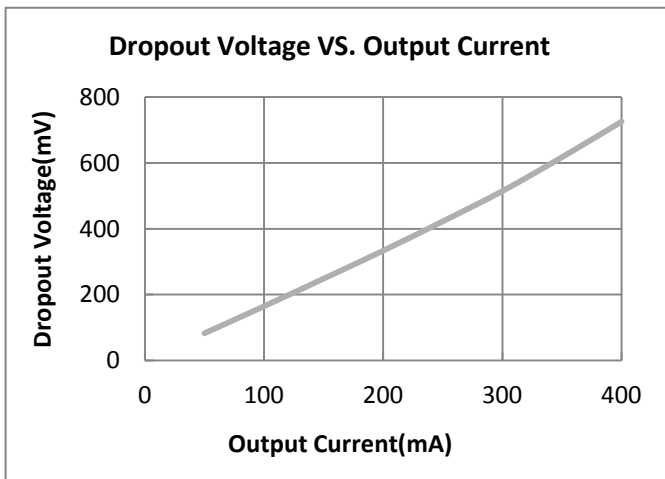
(2) Output Voltage VS. Input Voltage

($V_{IN}=V_{OUT}+1$, $I_{OUT} = 10\text{mA}$, $T_a = 25\text{ }^\circ\text{C}$)



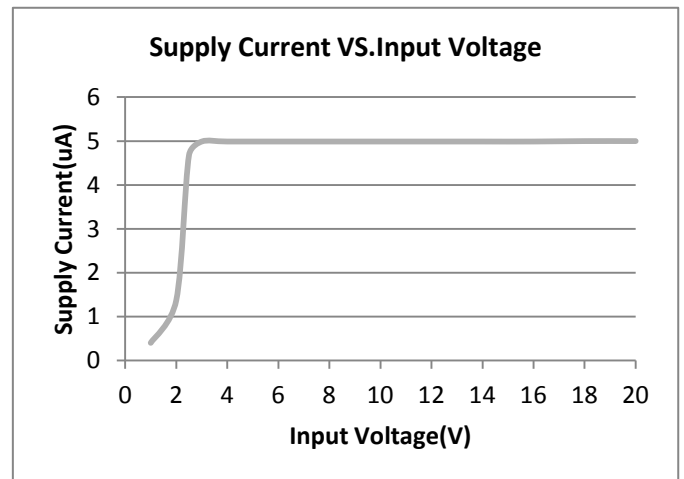
(3) Dropout Voltage VS. Output Current

($V_{IN}=V_{OUT}+1\text{V}$, $T_a = 25\text{ }^\circ\text{C}$)



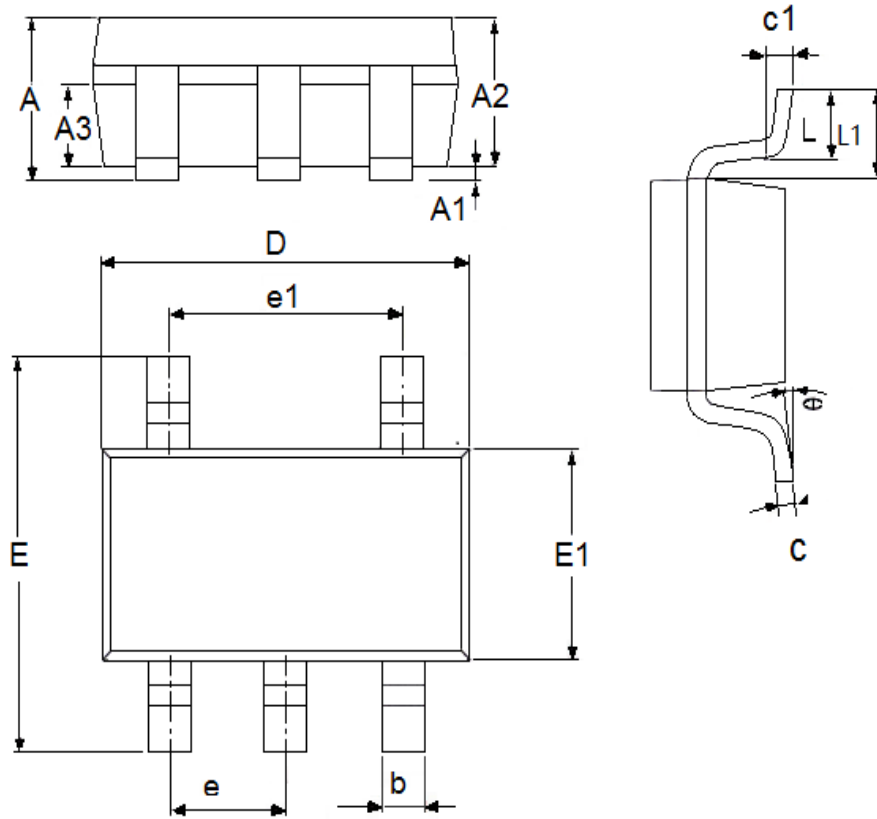
(4) Supply Current VS. Input Voltage

($T_a = 25\text{ }^\circ\text{C}$)



Packaging Information

- Packaging Type: SOT23-5



| DIM | Millimeters | | Inches | |
|-----|-------------|------|-------------|--------|
| | Min | Max | Min | Max |
| A | 1.05 | 1.45 | 0.0413 | 0.0571 |
| A1 | 0 | 0.15 | 0.0000 | 0.0059 |
| A2 | 0.9 | 1.3 | 0.0354 | 0.0512 |
| A3 | 0.6 | 0.7 | 0.0236 | 0.0276 |
| b | 0.25 | 0.5 | 0.0098 | 0.0197 |
| c | 0.1 | 0.23 | 0.0039 | 0.0091 |
| D | 2.82 | 3.05 | 0.1110 | 0.1201 |
| e1 | 1.9(TYP) | | 0.0748(TYP) | |
| E | 2.6 | 3.05 | 0.1024 | 0.1201 |
| E1 | 1.5 | 1.75 | 0.0512 | 0.0689 |
| e | 0.95(TYP) | | 0.0374(TYP) | |
| L | 0.25 | 0.6 | 0.0098 | 0.0236 |
| L1 | 0.59(TYP) | | 0.0232(TYP) | |
| θ | 0 | 8° | 0.0000 | 8° |
| c1 | 0.2(TYP) | | 0.0079(TYP) | |

- The information described herein is subject to change without notice.
- Nanjing Micro One Electronics Inc is not responsible for any problems caused by circuits or diagrams described herein whose related industrial properties, patents, or other rights belong to third parties. The application circuit examples explain typical applications of the products, and do not guarantee the success of any specific mass-production design.
- Use of the information described herein for other purposes and/or reproduction or copying without the express permission of Nanjing Micro One Electronics Inc is strictly prohibited.
- The products described herein cannot be used as part of any device or equipment affecting the human body, such as exercise equipment, medical equipment, security systems, gas equipment, or any apparatus installed in airplanes and other vehicles, without prior written permission of Nanjing Micro One Electronics Inc.
- Although Nanjing Micro One Electronics Inc exerts the greatest possible effort to ensure high quality and reliability, the failure or malfunction of semiconductor products may occur. The user of these products should therefore give thorough consideration to safety design, including redundancy, fire-prevention measures, and malfunction prevention, to prevent any accidents, fires, or community damage that may ensue.

X-ON Electronics

Largest Supplier of Electrical and Electronic Components

Click to view similar products for [Linear Voltage Regulators](#) category:

Click to view products by [Micro One](#) manufacturer:

Other Similar products are found below :

[LV56831P-E](#) [LV5684PVD-XH](#) [MCDTSA6-2R](#) [L7815ACV-DG](#) [PQ3DZ53U](#) [LV56801P-E](#) [TLE42794G](#) [L78L05CZ/1SX](#) [L78LR05DL-MA-E](#) [636416C](#) [714954EB](#) [BA033LBSG2-TR](#) [LV5680P-E](#) [L78M15CV-DG](#) [TLS202B1MBV33HTSA1](#) [L79M05T-E](#) [TLS202A1MBVHTSA1](#) [L78LR05D-MA-E](#) [NCV317MBTG](#) [NTE7227](#) [LV5680NPVC-XH](#) [LT1054CN8](#) [MP2018GZD-5-Z](#) [MP2018GZD-33-Z](#) [MIC5281-3.3YMM](#) [RT9078-28GQZ](#) [MC78L06BP-AP](#) [TA48LS05F\(TE85L,F\)](#) [TA78L12F\(TE12L,F\)](#) [TC47BR5003ECT](#) [TCR2LN12,LF\(S](#) [TCR2LN28,LF\(S](#) [TCR2LN30,LF\(S](#) [TCR3DF295,LM\(CT](#) [TCR3DF40,LM\(CT](#) [BA178M20CP-E2](#) [L78M12ABDT](#) [LM7812SX/NOPB](#) [LR645N3-G-P003](#) [LR645N3-G-P013](#) [ZXTR2005P5-13](#) [SCD7812BTG](#) [TCR3DF335,LM\(CT](#) [ZXTR2012K-13](#) [TLE42994E V33](#) [ZXTR2008K-13](#) [ZXTR2005K-13](#) [LA5693D-E](#) [L88R05DL-E](#) [ADP3300ARTZ-2.7RL7](#)