



Ultra Low VF Schottky Barrier Rectifier 1.0 Amp, 15 Volt

DESCRIPTION

In Microsemi's Powermite 1 SMT Package, these high efficiency Schottky rectifiers offer power handling capabilities previously found only in much larger packages. They are ideal for SMD applications that operate at high frequencies. In addition to its size advantages, Powermite package features include a full metallic bottom that eliminates the possibility of solder flux entrapment during assembly, and a unique locking tab acts as an integral heat sink. Its innovative design makes this device ideal for use with automatic insertion equipment.

Important: For the latest information, visit our website <http://www.microsemi.com>.

FEATURES

- Low profile package (<1.1 mm).
- Small footprint: 10 mm² (See mounting pad details on the [last page](#).)
- Ultra low forward voltage provides higher efficiency.
- Low thermal resistance with direct thermal path from the die through integral heat sink and metallic bottom.
- Supplied in 8mm tape and reel.
- RoHS compliant.

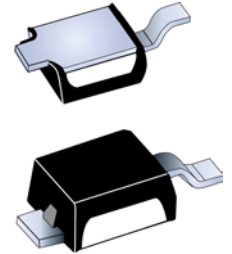
APPLICATIONS / BENEFITS

- High power surface mount package.
- Guard ring construction for transient protection.
- Integral heat sink/locking tabs.
- Compatible with Automatic Insertion Equipment.
- Full-metallic bottom eliminates flux entrapment.
- High surge capacity.
- Ideal for OR'ing diode.

MAXIMUM RATINGS

Parameters/Test Conditions	Symbol	Value	Unit
Storage Temperature	T _{STG}	-55 to +150	°C
Junction Temperature	T _J	-55 to +100	°C
Thermal Resistance Junction-to-Lead	R _{θJL}	15	°C/W
Peak Repetitive Reverse Voltage and also Working Peak Reverse Voltage	V _{RRM} V _{RWM} V _R	15	V
Repetitive Peak Surge Current ⁽¹⁾	I _{FSM}	50	A
Maximum Average DC Output Current @ Rated V _R and T _L = 65 °C	I _O	1.0	A
Voltage Rate of Change @ Rated V _R and T _J = 25 °C	dv/dt	1000	V/μs
Max Peak Reverse Current (V _{RRM} = 15V, T _J = 25 °C)	I _{RM}	10	mA
Solder Temperature @ 10 s	T _{SP}	260	°C

Notes: 1. Non-Repetitive peak surge current @ I_O = 1.0 Amps.



**Powermite 1
(DO-216AA)
Package**

MSC – Lawrence

6 Lake Street,
Lawrence, MA 01841
Tel: 1-800-446-1158 or
(978) 620-2600
Fax: (978) 689-0803

MSC – Ireland

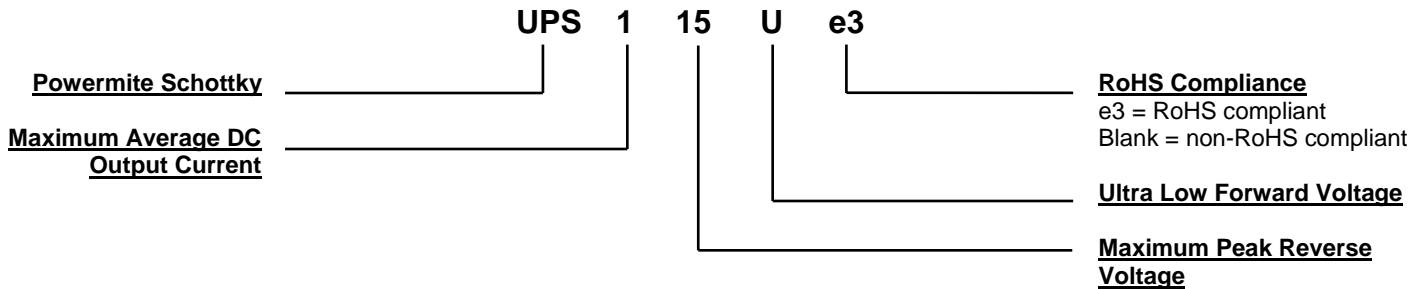
Gort Road Business Park,
Ennis, Co. Clare, Ireland
Tel: +353 (0) 65 6840044
Fax: +353 (0) 65 6822298

Website:

www.microsemi.com

MECHANICAL and PACKAGING

- CASE: Molded epoxy package meets UL94V-0 at 1/8 inch.
- TERMINALS: Copper with annealed matte-tin plating for RoHS compliance. Solderable per MIL-STD-750 method 2026. (Consult factory for tin-lead plating).
- MARKING: Body marked with "S15U".
- POLARITY: Cathode designated by Tab 1 (bottom).
- TAPE & REEL option: Packaging per EIA-481-B with 8 mm tape. Consult factory for quantities.
- WEIGHT: Approximately 0.016 grams.
- See [Package Dimensions](#) on last page.

PART NOMENCLATURE

ELECTRICAL CHARACTERISTICS

RATING (Conditions)	SYMBOL	VALUE	UNIT
Maximum Instantaneous Forward Voltage (I _F = 1.0 Amps, T _J = +25°C)	V _F	0.31	Volts
Maximum Instantaneous Reverse Current (V _R = 15 Vdc, T _J = +25°C)	I _{RM}	10	mA
Typical Junction Capacitance (T _J = 25°C, V _R = 5V)	C _J	150	pF

GRAPHS

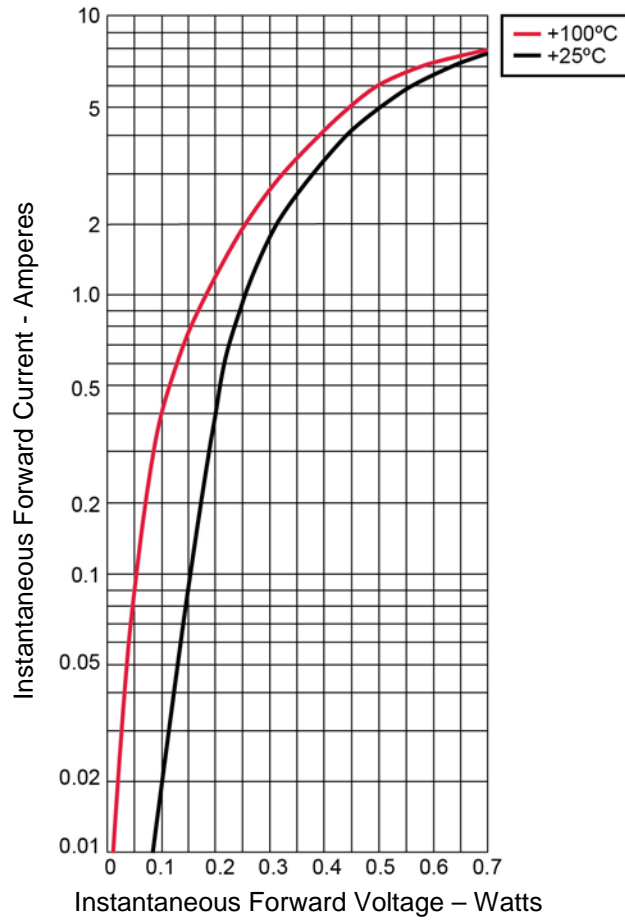


FIGURE 1
Typical Forward Characteristics

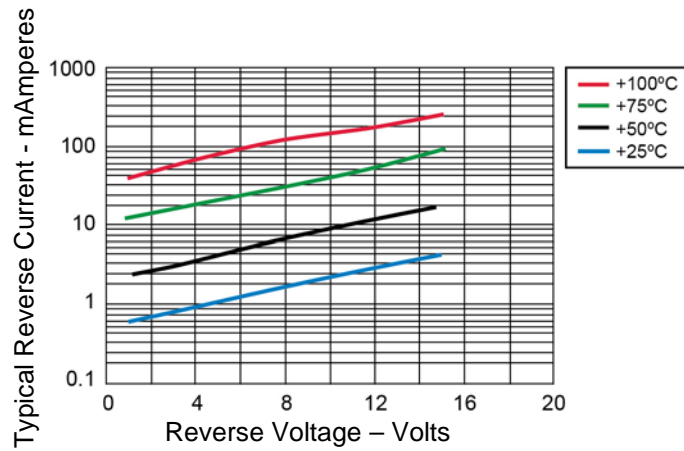


FIGURE 2
Typical Forward Characteristics

GRAPHS

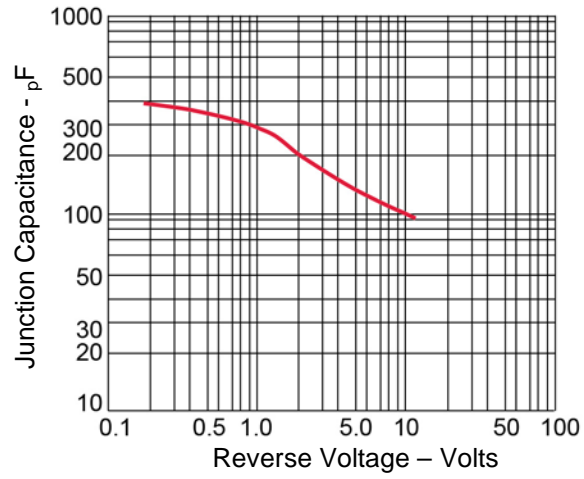
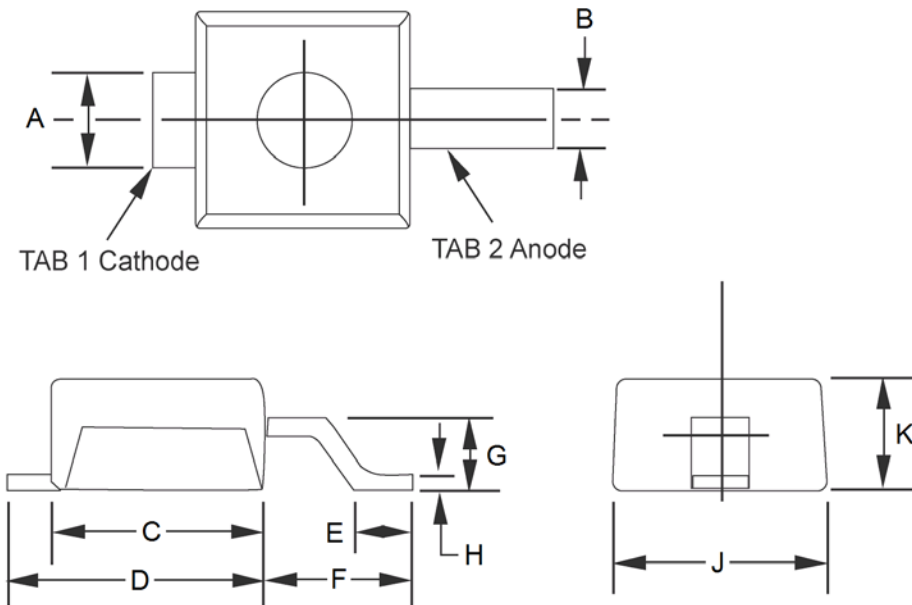
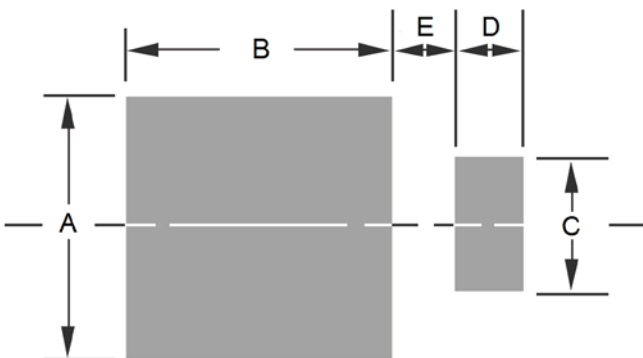


FIGURE 3
Typical Junction Capacitance

PACKAGE DIMENSIONS


Ltr	Dimensions			
	Inch		Millimeters	
	Min	Max	Min	Max
A	0.029	0.039	0.73	0.99
B	0.016	0.026	0.40	0.66
C	0.070	0.080	1.77	2.03
D	0.087	0.097	2.21	2.46
E	0.020	0.030	0.50	0.76
F	0.051	0.061	1.29	1.54
G	0.021	0.031	0.53	0.78
H	0.004	0.008	0.10	0.20
J	0.070	0.080	1.77	2.03
K	0.035	0.045	0.89	1.14

PAD LAYOUT


Ltr	Dimensions	
	Inch	Millimeters
A	0.100	2.54
B	0.105	2.67
C	0.050	1.27
D	0.030	0.76
E	0.025	0.64

SCHEMATIC


X-ON Electronics

Largest Supplier of Electrical and Electronic Components

Click to view similar products for [Schottky Diodes & Rectifiers](#) category:

Click to view products by [Microsemi](#) manufacturer:

Other Similar products are found below :

[MA4E2039](#) [D1FH3-5063](#) [MBR0530L-TP](#) [MBR10100CT-BP](#) [MBR1545CT](#) [MMBD301M3T5G](#) [RB160M-50TR](#) [RB551V-30](#)
[BAS16E6433HTMA1](#) [BAT 54-02LRH E6327](#) [NSR05F40QNXT5G](#) [NTE555](#) [JANS1N6640](#) [SB07-03C-TB-H](#) [SB1003M3-TL-W](#) [SK310-T](#)
[SK32A-LTP](#) [SK34B-TP](#) [SS3003CH-TL-E](#) [GA01SHT18](#) [CRS10I30A\(TE85L,QM](#) [MA4E2501L-1290](#) [MBRB30H30CT-1G](#) [SB007-03C-TB-](#)
[E](#) [SK32A-TP](#) [SK33B-TP](#) [SK38B-TP](#) [NRVBM120LT1G](#) [NTE505](#) [NTSB30U100CT-1G](#) [SS15E-TP](#) [VS-6CWQ10FNHM3](#) [ACDBA1100LR-](#)
[HF](#) [ACDBA1200-HF](#) [ACDBA140-HF](#) [ACDBA2100-HF](#) [ACDBA3100-HF](#) [CDBQC0530L-HF](#) [CDBQC0240LR-HF](#) [ACDBA340-HF](#)
[ACDBA260LR-HF](#) [ACDBA1100-HF](#) [SK310B-TP](#) [MA4E2502L-1246](#) [MA4E2502H-1246](#) [NRVBM120ET1G](#) [NSR01L30MXT5G](#) [NTE573](#)
[NTE6081](#) [SB560](#)