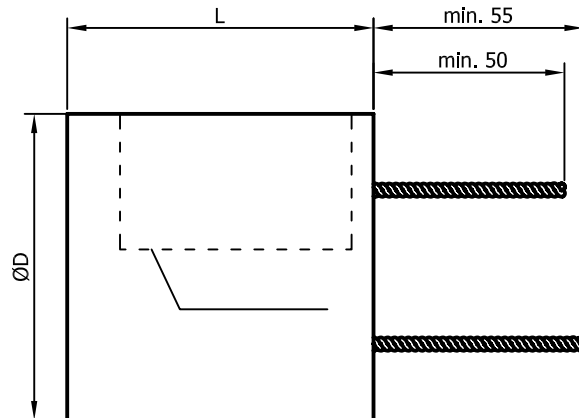


Kondensator AUDIO AUDIO Capacitor



Dane Techniczne / Technical data:

| | |
|--|-----------------------------------|
| Napięcie znamionowe Rated voltage | 600VDC |
| Tg kąta stratności Dissipation factor | <0,0035 @ 1kHz |
| Kategoria klimatyczna Climatic category | 25/70/21 |
| Wymiary Dimensions | zgodnie z tabelą acc. to table |

(Uwagi/Notes)
1. Wyrób spełnia wymagania Dyrektywy RoHS (2011/65/WE).
This product fulfils the requirements of the RoHS Directive (2011/65/EC).

| Pojemność znamionowa Rated capacitance | Tolerancja pojemności Capacitance tolerance | Wymiary / Dimensions | |
|---|--|----------------------|--------|
| | | D+1 | L+3/-2 |
| µF | % | mm | mm |
| page 2 | | | |

*Istnieje możliwość uzgodnienia innych pojemności oraz długości i rodzaju wyprowadzeń.
Other capacitance values and terminal lengths and types can be agreed upon request.*

Description:

The KPCU-02 capacitors are made on the basis of paper and polypropylene dielectric films in a specially designed configuration. The capacitor section is impregnated with the use of a unique vacuum-based technology. The capacitor electrodes consist of solid copper foil. These capacitors feature housings formed from insulating resin paper tubes, terminals made of twisted copper wire 2x0,8mm, and self-extinguishing potting compound of flammability class V0. High quality and durability of the capacitors is assured by the use of carefully selected materials, production technology, as well as testing and measuring methods.


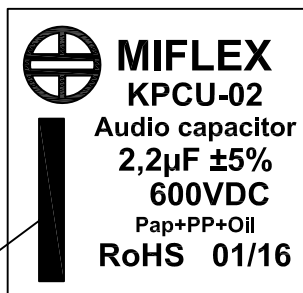
These capacitors are designed for use in audio equipment. The design of the capacitors and used technology during the production minimize the parasitic impedance components: inductance and resistance, resulting in improved quality of sound in a given audio system.

The capacitors are subjected to a series of specific tests and measurements, including a unique test using pulses of increased current amplitude and frequency of 22kHz.

The KPCU-02 capacitors can be used in d.c. and a.c. circuits within the temperature range of their climatic category. The d.c. voltage value or a.c. voltage amplitude should not exceed the specified rated voltage.

PRZYKŁADOWY NADruk
PRINTING LAYOUT EXAMPLE

Oznakowanie okładziny zewnętrznej - krótsze wyprowadzenie / Marking of the outer electrode - shorter terminal



MIFLEX S.A.

ZAKŁADY PODZESPOŁÓW RADIOWYCH
99-300 KUTNO, UL. GRUNWALDZKA 3 POLAND
Chief Engineering Specialist +48 24 355 12 10
Design Department +48 24 355 12 77
Production Engineering Department +48 24 355 12 77
Fax +48 24 355 11 88
E-mail miflexsa@miflex.com.pl

Strona/
Page

1/2

Data aktualizacji/
Revision date

12.01.2017.

Kondensator AUDIO AUDIO Capacitor

| Pojemność znamionowa Rated capacitance | Tolerancja pojemności Capacitance tolerance | Wymiary / Dimensions | | |
|---|--|----------------------|--------|-----|
| | | D+1 | L+3/-2 | |
| μF | % | mm | mm | |
| 0,022 | $\pm 5\% / \pm 10\%$ | 18 | 40 | |
| 0,027 | | 20 | | |
| 0,033 | | | | |
| 0,039 | | | | |
| 0,047 | | | | |
| 0,056 | | | | |
| 0,068 | | | 22 | |
| 0,082 | | | 24 | |
| 0,1 | | | 26 | |
| 0,12 | | | | |
| 0,15 | | | | |
| 0,18 | | | | |
| 0,22 | | | | |
| 0,27 | | | | |
| 0,33 | | | | |
| 0,39 | | | | |
| 0,47 | | | | |
| 0,56 | | 30 | | |
| 0,68 | | | | |
| 0,82 | | | | |
| 1,0 | | | | |
| 1,2 | | | | |
| 1,5 | | | | |
| 1,8 | | | | |
| 2,0 | | | | |
| 2,2 | | | | |
| 2,7 | | | | |
| 3,0 | | 36 | | |
| 3,3 | | | | |
| 3,9 | | | | |
| 4,0 | | | | |
| 4,7 | | | | |
| 5,6 | | | | |
| 6,0 | | | | |
| 6,8 | | | | |
| 8,2 | | | | |
| 9,0 | 44 | | | |
| 10,0 | | | | |
| | 40 | 44 | 70 | |
| | | 50 | | |
| | | 50 | | |
| | | 76 | | |
| | | 86 | | |
| | | | | |
| | | | | |
| | | 96 | | |
| | | 86 | | 125 |
| | | | | |
| | | | | |
| | | | | |
| | | | | |
| | 96 | | | |
| | 102 | | | |
| | 96 | 210 | | |

*Istnieje możliwość uzgodnienia innych pojemności oraz długości i rodzaju wyprowadzeń.
Other capacitance values and terminal lengths and types can be agreed upon request.*



ZAKŁADY PODZESPOŁÓW RADIOWYCH
99-300 KUTNO, UL. GRUNWALDZKA 3 POLAND
Chief Engineering Specialist +48 24 355 12 10
Design Department +48 24 355 12 77
Production Engineering Department +48 24 355 12 77
Fax +48 24 355 11 88
E-mail miflexsa@miflex.com.pl

Strona/
Page

2/2

Data aktualizacji/
Revision date

12.01.2017.

X-ON Electronics

Largest Supplier of Electrical and Electronic Components

Click to view similar products for [Miflex manufacturer](#):

Other Similar products are found below :

[MKP01DG427G-B](#) [I10IA422K-B](#) [I35UV680I-A](#) [KPAL01H515J](#) [MKP10H518G-C](#) [I350H625K-A](#) [MKP11G682G-C](#) [MKP14H612G-B](#)
[X31CCU03H](#) [MKP14H512G-B](#) [KPAL01H539J](#) [KPAL02H418J](#) [KPAL02H422J](#) [KPAL02H510J](#) [KPAL02H515J](#) [KPCU01H515J](#)
[KPCU02H333J](#) [KPCU02H347J](#) [KPCU02H415J](#) [KPCU02H468J](#) [KPCU02H510J](#) [MKP14H639G-B](#) [I350H620K-A](#) [I35UV630I-A](#)
[KPAL01H527J](#) [KPAL02H468J](#) [KPAL02H522J](#) [KPAL02H527J](#) [KPCU01H382J](#) [KPCU01H468J](#) [KPCU01H522J](#) [KPAL01H533J](#)
[KPCU01H560J](#) [KPAL02H368J](#) [KPAL02H433J](#) [KPAL02H539J](#) [KPAL02H540J](#) [KPAL01H600J](#) [KPAL01H568J](#) [KPAL01H560J](#)
[KPAL01H582J](#) [KPAL02H322J](#) [KPAL02H533J](#) [KPCU01H610J](#) [KPCU01H527J](#) [KPCU01H520J](#) [KPCU01H533J](#) [KPCU01H530J](#)
[KPCU01H547J](#) [KPCU01H540J](#)