

click BOARDS™

Skip steps and instantly get ahead with your hardware projects with click boards. **Hundreds of standardized add-on boards** with all kinds of sensors and transceivers are available. **No soldering, no wires, no time-wasting.** Just pick a click, plug it into a compatible socket or breadboard, and start building your prototype.




Key features

- Standardized size, shape and connector
- Compatible with all popular platforms
- Software examples and libraries included
- Hundreds of boards available

You are seeing just a small selection here. See them all at www.mikroe.com/click




Wireless connectivity



Display


mikroBUS™ standard



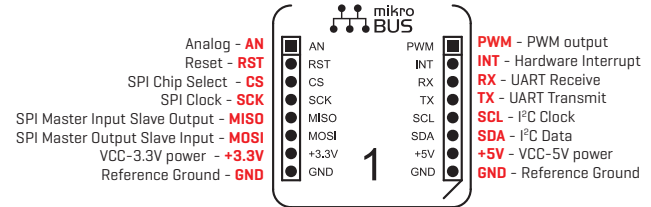
Audio and Voice



Storage



Interface



click boards™ are made in accordance with mikroBUS™ — a standard that defines their size, shape, 16-pin connector and corresponding mainboard socket. It is an open standard. Independent developers can implement mikroBUS™ sockets on their own boards to take full advantage of click boards™.

To learn more, visit: www.mikroe.com/mikrobus

*It's like having a team working for you
— MikroElektronika engineers develop libraries and examples for click boards, so you don't have to.*



You will be so far ahead it will feel like cheating


Use click boards and **you will never have to make custom PCBs or build breadboard circuits** to evaluate a single chip or module.

Also, **unlike evaluation kits from chip vendors, click boards are interchangeable.** Testing many components and their interactions becomes just a matter of plugging and unplugging different click boards in different combinations, the more options you have the better.

You won't have to write code from scratch either. Many clicks come with firmware libraries that vastly simplify development. Libraries include:

- Detailed documentation with descriptions and specifications
- Examples how to use the library on different platforms
- Source code

Sensors





CLICKING ON ALL PLATFORMS

Use click boards™ with your favorite development platform. A range of shields bring click connectivity to:

- Arduino
- BeagleBone Black
- Raspberry Pi
- Freedom
- Launchpad
- Discovery and more...

See them all at: www.mikroe.com/click/shields



+ More categories and clicks on
www.mikroe.com/click

X-ON Electronics

Largest Supplier of Electrical and Electronic Components

Click to view similar products for [Development Boards & Kits - ARM category](#):

Click to view products by [MikroElektronika manufacturer](#):

Other Similar products are found below :

[CWH-CTP-VSPA-YE](#) [CY4541](#) [EVAL-ADUCM320IQSPZ](#) [FRDM-KV31F](#) [POLYPOD-BGA324](#) [POLYPOD-TQ144](#) [POLYPOD-TQ176](#)
[KEA128LEDLIGHTRD](#) [KIT_XMC42_EE1_001](#) [SAFETI-HSK-RM48](#) [LS1024A-RDB](#) [ADM00573](#) [FRDM-KL28Z](#) [PICOHOBBITFL](#)
[MCIMX53-START-R](#) [TWR-K65F180M](#) [KEA128BLDCRD](#) [CC-ACC-MMK-2443](#) [STM8L1528-EVAL](#) [YSPKS5D9E10](#) [YGRPEACHFULL](#)
[TWR-MC-FRDMKE02Z](#) [TWR-K80F150M](#) [CY14NVSRAMKIT-001](#) [EVALSPEAR320CPU](#) [EVB-SCMIMX6SX](#) [MAXWSNENV#](#) [FM0-64L-S6E1C3](#) [MAX32600-KIT#](#) [TMDX570LS04HDK](#) [Z32F3840100KITG](#) [LS1021A-IOT-B](#) [SK-FM3-100PMC-MB9BF516N](#) [TXSD-SV70](#)
[YSTBS3A3E10](#) [YR8A77430HA02BG](#) [STM3240G-USB/NMF](#) [OM13080UL](#) [EVAL-ADUC7120QSPZ](#) [CYDP-KIT-13638](#) [OM13063UL](#)
[ATAVRPARROT](#) [OM13090UL](#) [YSPEHMI1S20](#) [TXSD-SV71](#) [YGRPEACHNORMAL](#) [SK-FM3-176PMC-ETHERNET](#) [HVP-KV11Z75M](#)
[OM13076UL](#) [LX2RDBKIT2-25G](#)