




Nano GPS click

2. Soldering the headers


Before using your click board™, make sure to solder 1x8 male headers to both left and right side of the board. Two 1x8 male headers are included with the board in the package.



Turn the board upside down so that the bottom side is facing you upwards. Place shorter pins of the header into the appropriate soldering pads.




Turn the board upward again. Make sure to align the headers so that they are perpendicular to the board, then solder the pins carefully.




1. Introduction

Nano GPS click carries the **Nano Hornet** module from Origin GPS. It's the smallest GPS module with an integrated patch antenna (measuring just **10x10x3.8mm**). Hence, *Nano GPS click* is also the smallest of all MikroElektronika GPS click boards™. The board communicates with the target MCU through the mikroBUS™ UART interface (TX, RX); additional Wake Up (indicates power state), Reset, and pwr lines are in place of default mikroBUS™ AN, RST, and PWM pins, respectively. Nano GPS click is designed to use either a 3.3V or a 5V power supply.



3. Plugging the board in

Once you have soldered the headers your board is ready to be placed into the desired mikroBUS™ socket. Make sure to align the cut in the lower-right part of the board with the markings on the silkscreen at the mikroBUS™ socket. If all the pins are aligned correctly, push the board all the way into the socket.



4. Essential features

Nano GPS click is ideal for prototyping for size-constrained devices with GPS functionality, such as wearables. Despite being the smallest GPS module, the Nano Hornet module offers superior sensitivity and outstanding performance, with a time to first fix (TTFF) of **less than 1 second**, accuracy of approximately **1m**, and **tracking sensitivity down to -163dBm**. OriginGPS's proprietary NFZ™ technology ensures noise immunity and high sensitivity even under marginal signal conditions.

click
BOARD™
www.mikroe.com

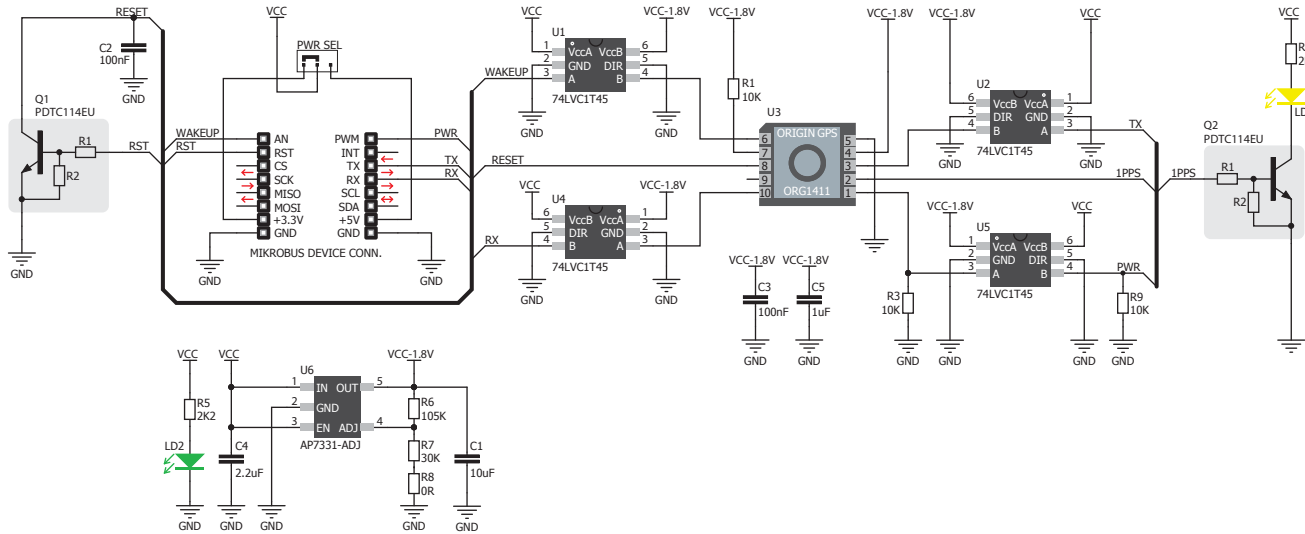


Nano GPS click manual
ver 1.00




0100000079799

5. Schematic




6. Dimensions



	mm	mils
LENGTH	28.6	1125
WIDTH	25.4	1000
HEIGHT*	5.6	220

* without headers

7. SMD jumper



Nano GPS click features an SMD jumper [zero ohm resistor] that let's you switch between a 3.3V or a 5V power supply.

8. Code examples

Once you have done all the necessary preparations, it's time to get your click board™ up and running. We have provided examples for mikroC™, mikroBasic™ and mikroPascal™ compilers on our **Libstock** website. Just download them and you are ready to start.



9. Support

MikroElektronika offers **free tech support** [www.mikroe.com/support] until the end of the product's lifetime, so if something goes wrong, we're ready and willing to help!



10. Disclaimer

MikroElektronika assumes no responsibility or liability for any errors or inaccuracies that may appear in the present document. Specification and information contained in the present schematic are subject to change at any time without notice.

Copyright © 2015 MikroElektronika.
All rights reserved.

X-ON Electronics

Largest Supplier of Electrical and Electronic Components

Click to view similar products for [GPS Development Tools](#) category:

Click to view products by [MikroElektronika](#) manufacturer:

Other Similar products are found below :

[A9G](#) [SKY65725-11EK1](#) [SKY65728-11EK1](#) [TAU1201-EVK-A00](#) [1059](#) [1090](#) [1272](#) [MDEV-GNSS-TM](#) [TEL0051](#) [M20050-EVB-1](#) [GPS-14414](#) [SIM808](#) [EVK-M8BZOE-0](#) [EVK-M8N-0](#) [EVK-M8U](#) [SIM868](#) [746](#) [2324](#) [4279](#) [4415](#) [M10578-A2-U1](#) [ASX00017](#) [AS-RTK2B-F9P-L1L2-NH-02](#) [AS-RTK2B-LIT-L1L2-SMA-00](#) [AS-STARTKIT-BASIC-L1L2-NH-02](#) [AS-STARTKIT-LITE-L1L2-HS-00](#) [AS-STARTKIT-LR-L1L2-EUNH-00](#) [AS-STARTKIT-LR-L1L2-NANH-00](#) [AS-STARTKIT-MCPIE-L1L2-0-00](#) [AS-STARTKIT-MR-L1L2-NH-00](#) [EA-ACC-023](#) [A2235HB04](#) [M5310A-MBR](#) [M5312](#) [EVA2035-H](#) [EVA2100-A](#) [EVA2200-A](#) [MAX2669EVKIT+](#) [MIKROE-3660](#) [MIKROE-4673](#) [MIKROE-1032](#) [MIKROE-1714](#) [MIKROE-1850](#) [MIKROE-1887](#) [MIKROE-1895](#) [MIKROE-1912](#) [MIKROE-2382](#) [ML302](#) [MOD-GPS](#) [PIM525](#)