


6DOF IMU 16 Click



PID: MIKROE-6040

6DOF IMU 16 Click is a compact add-on board with a 6-axis inertial measurement device. This board features the [ICM-45605](#), an ultra-high-performance 6-axis MEMS IMU with the world's first BalancedGyro™ technology and the lowest power consumption from [TDK InvenSense](#). The ICM-45605's on-chip digital motion processor enables advanced motion algorithms and machine learning capability. This Click board™ makes the perfect solution for the development of portable devices, augmented and virtual reality headsets and controllers, wearable/hearable, IoT applications, and more.

6DOF IMU 16 Click is fully compatible with the mikroBUS™ socket and can be used on any host system supporting the [mikroBUS™](#) standard. It comes with the [mikroSDK](#) open-source libraries, offering unparalleled flexibility for evaluation and customization. What sets this [Click board™](#) apart is the groundbreaking [ClickID](#) feature, enabling your host system to seamlessly and automatically detect and identify this add-on board.

How does it work?

6DOF IMU 16 Click is based on the ICM-45605, an ultra-high-performance 6-axis MEMS IMU with the world's first BalancedGyro™ technology and the lowest power consumption from TDK InvenSense. The sensor combines a 3-axis gyroscope and a 3-axis accelerometer in a compact package. Thanks to the BalancedGyro™ technology, the gyroscope MEMS architecture, a supreme vibration rejection and temperature stability performance is achieved. It has a digital-output gyroscope angular rate with a programmable full-scale range of ± 15.625 , ± 31.25 , ± 62.5 , ± 125 , ± 250 , ± 500 , ± 1000 , and ± 2000 degrees/sec. The accelerometer also has a digital output with a programmable full-scale range of $\pm 2g$, $\pm 4g$, $\pm 8g$, and $\pm 16g$.

Mikroe produces entire development toolchains for all major microcontroller architectures.


Committed to excellency, we are dedicated to helping engineers bring the project development up to speed and achieve outstanding results.



ISO 27001: 2013 certification of informational security management system.
 ISO 14001: 2015 certification of environmental management system.
 OHSAS 18001: 2008 certification of occupational health and safety management system.



ISO 9001: 2015 certification of quality management system (QMS).



The ICM-45605's on-chip digital motion processor enables advanced motion algorithms and machine learning capability. The sensors have a self-test, low noise power mode support, good sensitivity, and more. The ICM-45605 also includes the APEX motion features such as pedometer, tilt detection, raise to wake/sleep, tap detection, wake on motion, and more. In addition, there is also a FIFO buffer of up to 8KB, enabling the application MCU to read the data in bursts.

6DOF IMU 16 Click can use a standard 4-wire SPI serial interface to communicate with the host MCU supporting clock frequency of up to 24MHz. It can also use a standard 2-wire I2C supporting a maximum bus speed of 1MHz. The I2C address can be selected over the ADDR SEL jumper. The communication selection can be made over the COMM SEL jumpers. You can also choose between a single or dual interface over the Interface jumper. This allows you to use an I2C interface as a host while using the SPI. The APEX hardware will interrupt the host MCU over two interrupt pins (I1 and I2) if an interrupt event occurs, such as tilt detection, tap, or whatever events are pre-programmed to those pins.

At the bottom of the board, two LP CUT low-power jumpers allow you to use 6DOF IMU 16 Click in a true low-power mode or with a battery-powered device, such as our Clicker 2 series of development boards.

This Click board™ can be operated only with a 3.3V logic voltage level. The board must perform appropriate logic voltage level conversion before using MCUs with different logic levels. Also, it comes equipped with a library containing functions and an example code that can be used as a reference for further development.

NOTE: For more information and detailed documentation of ICM-45605, a 6-axis MEMS IMU sensor, please contact [TDK InvenSense Support](#).

Specifications

Type	Motion
Applications	Can be used for the development of portable devices, augmented and virtual reality headsets and controllers, IoT applications, and more
On-board modules	ICM-45605 - 6-axis MEMS IMU with the world's

Mikroe produces entire development toolchains for all major microcontroller architectures.

Committed to excellency, we are dedicated to helping engineers bring the project development up to speed and achieve outstanding results.



ISO 27001: 2013 certification of informational security management system.
 ISO 14001: 2015 certification of environmental management system.
 OHSAS 18001: 2008 certification of occupational health and safety management system.




ISO 9001: 2015 certification of quality management system (QMS).

	first BalancedGyro™ technology from TDK InvenSense
Key Features	Gyroscope and accelerometer sensors in 6-axis, low gyroscope and accelerometer noise, low power consumption, user-programmable digital filters for gyroscope, accelerometer and temperature sensor, APEX functions, user-selectable full-scale ranges for both gyroscope and accelerometer and more
Interface	I2C,SPI
Feature	ClickID
Compatibility	mikroBUS™
Click board size	S (28.6 x 25.4 mm)
Input Voltage	1.8V,3.3V

Pinout diagram

This table shows how the pinout on 6DOF IMU 16 Click corresponds to the pinout on the mikroBUS™ socket (the latter shown in the two middle columns).

Notes	Pin					Pin	Notes
Interrupt 1	I1	1	AN	PWM	16	NC	
ID SEL	RST	2	RST	INT	15	I2	Interrupt 2
SPI Chip Select / ID COMM	CS	3	CS	RX	14	NC	
SPI Clock	SCK	4	SCK	TX	13	NC	
SPI Data OUT	SDO	5	MISO	SCL	12	SCL	I2C Clock
SPI Data IN	SDI	6	MOSI	SDA	11	SDA	I2C Data
Power Supply (3.3V/1.8V)	3.3V	7	3.3V	5V	10	NC	
Ground	GND	8	GND	GND	9	GND	Ground

Onboard settings and indicators

Label	Name	Default	Description
LD1	PWR	-	Power LED Indicator
COMM SEL 1 - 4	COMM SEL	Left	Communication Interface Selection SPI/I2C: Left position SPI, Right position I2C
ADDR SEL	ADDR SEL	Left	I2C Address Selection 0/1: Left position 0, Right position 1
Interface SEL 1 - 2	Interface	Left	Interface Selection Single/Dual: Left Position Single, Right Position Dual

Mikroe produces entire development toolchains for all major microcontroller architectures.

Committed to excellency, we are dedicated to helping engineers bring the project development up to speed and achieve outstanding results.



ISO 27001: 2013 certification of informational security management system.
ISO 14001: 2015 certification of environmental management system.
OHSAS 18001: 2008 certification of occupational health and safety management system.



ISO 9001: 2015 certification of quality management system (QMS).

JP1	LP CUT VDD	Connected	Enables low power mode if cut
JP2	LP CUT CS	Unconnected	Enables low power mode if connected

6DOF IMU 16 Click electrical specifications

Description	Min	Typ	Max	Unit
Supply Voltage	1.8	-	3.3	V
Gyroscope Full-Scale Range	±15.2	-	±2000	dps
Accelerometer Full-Scale Range	±2	-	±16	g
Resolution	-	16	-	bit
Gyroscope Sensitivity	16.4	-	2097.2	LSB/(°/s)
Accelerometer Sensitivity	2048	-	16384	LSB/g

Software Support

We provide a library for the 6DOF IMU 16 Click as well as a demo application (example), developed using MIKROE [compilers](#). The demo can run on all the main MIKROE [development boards](#).

Package can be downloaded/installed directly from NECTO Studio Package Manager(recommended), downloaded from our [LibStock™](#) or found on [Mikroe github account](#).

Library Description

This library contains API for 6DOF IMU 16 Click driver.

Key functions

- `c6dofimu16_sw_reset` This function performs the device software reset.
- `c6dofimu16_get_gyro_data` This function reads the angular rate of X, Y, and Z axis in degrees per second (mdps).
- `c6dofimu16_get_accel_data` This function reads the accelerometer of X, Y, and Z axis relative to standard gravity (mg).

Example Description

This example demonstrates the use of 6DOF IMU 16 click board by reading and displaying the accelerometer and gyroscope data (X, Y, and Z axis).

The full application code, and ready to use projects can be installed directly from NECTO Studio Package Manager(recommended), downloaded from our [LibStock™](#) or found on [Mikroe github account](#).

Other Mikroe Libraries used in the example:

- MikroSDK.Board
- MikroSDK.Log
- Click.C6DOFIMU16

Mikroe produces entire development toolchains for all major microcontroller architectures.

Committed to excellency, we are dedicated to helping engineers bring the project development up to speed and achieve outstanding results.



ISO 27001: 2013 certification of informational security management system.
 ISO 14001: 2015 certification of environmental management system.
 OHSAS 18001: 2008 certification of occupational health and safety management system.



ISO 9001: 2015 certification of quality management system (QMS).

Additional notes and informations

Depending on the development board you are using, you may need [USB UART click](#), [USB UART 2 Click](#) or [RS232 Click](#) to connect to your PC, for development systems with no UART to USB interface available on the board. UART terminal is available in all MIKROE [compilers](#).

mikroSDK

This Click board™ is supported with [mikroSDK](#) - MIKROE Software Development Kit. To ensure proper operation of mikroSDK compliant Click board™ demo applications, mikroSDK should be downloaded from the [LibStock](#) and installed for the compiler you are using.

For more information about mikroSDK, visit the [official page](#).

Resources

[mikroBUS™](#)

[mikroSDK](#)

[Click board™ Catalog](#)

[Click Boards™](#)

Downloads

[6DOF IMU 16 click example on Libstock](#)

[6DOF IMU 16 Click schematic v100](#)

[6DOF IMU 16 click 2D and 3D files v100](#)

[ICM-45605 datasheet](#)

[6DOF IMU 16 Click - 1.8V schematic v100](#)

Mikroe produces entire development toolchains for all major microcontroller architectures.

Committed to excellency, we are dedicated to helping engineers bring the project development up to speed and achieve outstanding results.



ISO 27001: 2013 certification of informational security management system.
ISO 14001: 2015 certification of environmental management system.
OHSAS 18001: 2008 certification of occupational health and safety management system.



ISO 9001: 2015 certification of quality management system (QMS).

X-ON Electronics

Largest Supplier of Electrical and Electronic Components

Click to view similar products for [Multiple Function Sensor Development Tools](#) category:

Click to view products by [MikroElektronika](#) manufacturer:

Other Similar products are found below :

[AS7022-EVALKIT](#) [P-NUCLEO-53L5A1](#) [X-NUCLEO-6283A1](#) [SLG-0150](#) [DK-45686](#) [DK-40609-D](#) [EV_ICM-42670-P](#) [MIKROE-5448](#) [GX-F12A](#) [GX-F12A-P](#) [GX-F15A](#) [GX-F6A](#) [GX-F6A-P](#) [GX-H12A](#) [GX-H12A-P](#) [1093](#) [MIKROE-2455](#) [MIKROE-2458](#) [MIKROE-2507](#) [MIKROE-2508](#) [MIKROE-2516](#) [MIKROE-2529](#) [1458](#) [DK-20789](#) [176](#) [189](#) [1893](#) [ATQT4-XPRO](#) [910-28015A](#) [GX-F12AI-P](#) [GX-F15A-P](#) [GX-F8A](#) [GX-F8A-P](#) [GX-H15A-P](#) [GX-H8A](#) [GX-H8A-P](#) [GX-FL15A-P](#) [SDAWIR01](#) [AAS-AQS-UNO](#) [SDAWIR02](#) [SDAF01](#) [IQS620AEV04-S](#) [SMOD701KITV1](#) [DFR0131](#) [DFR0165](#) [DFR0280](#) [SEN0213](#) [SEN0217](#) [SEN0219](#) [SEN0220](#)