

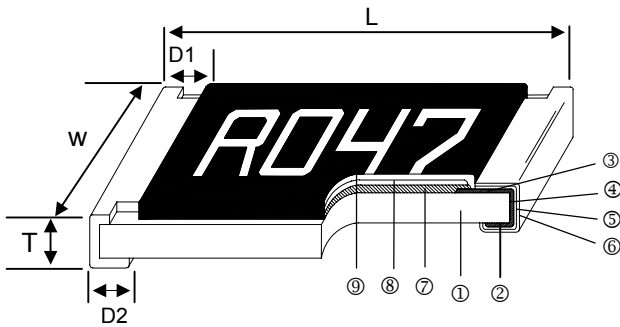
系列号	HoCS
修订日期	2020-03-06
版本号	Ho-A0



Features

- 3 Watts power rating in 1 Watt size, 1225 package
- Low TCR of ± 100 PPM/ $^{\circ}$ C
- Resistance values from 1m to 1 ohm
- High purity alumina substrate for high power dissipation
- Long side terminations with higher power rating
- RoHS Compliance

Construction



Applications

- Power Management Applications
- Switching Power Supply
- Over Current Protection in Audio Applications
- Voltage Regulation Module (VRM)
- DC-DC Converter, Battery Pack, Charger, Adaptor
- Automotive Engine Control
- Disk Driver

① Alumina Substrate	④ Edge Electrode	⑦ Resistor Layer
② Bottom Electrode	⑤ Barrier Layer	⑧ Primary Overcoat
③ Top Electrode	⑥ External Electrode	⑨ Secondary Overcoat

Dimensions

Type	Size (Inch)	L (mm)	W (mm)	T (mm)	D1 (mm)	D2 (mm)	Weight (g) (1000pcs)
CS	0201	0.60±0.03	0.30±0.03	0.23±0.05	0.12±0.05	0.15±0.05	0.18
CS	0402	1.00±0.05	0.50±0.05	0.32±0.10	0.25±0.10	0.20±0.10	0.7
CS	0603	1.60±0.10	0.80±0.10	0.45±0.10	0.30±0.20	0.30±0.20	1.99
CS	0805	2.00±0.10	1.25±0.10	0.55±0.10	0.30±0.20	0.40±0.25	5.3
CS	1206	3.10±0.10	1.55±0.10	0.55±0.10	0.50±0.30	0.40±0.25	8.82
CS	1210	3.10±0.10	2.60±0.15	0.55±0.10	0.50±0.30	0.50±0.25	15.5
CS	2010	5.00±0.10	2.50±0.15	0.60±0.15	0.60±0.30	0.50±0.25	27.03
CS	2512	6.35±0.10	3.10±0.15	0.60±0.10	0.60±0.30	0.55±0.25	43.08
CS (2W)	2512 (10 - 99mΩ)	6.35±0.20	3.15±0.15	0.74±0.10	0.60±0.30	0.55±0.25	53.08
CS (2W)	2512 (100 - 1000mΩ)	6.35±0.20	3.15±0.15	0.74±0.10	0.60±0.30	2.10±0.10	53.08
CS	1225	3.10±0.15	6.30±0.15	0.90±0.15	0.60±0.30	0.80±0.25	64.88
CS	3720	2.00±0.20	3.75±0.20	0.60±0.10	0.40±0.20	0.40±0.20	19.96
CS	7520	2.00±0.20	7.50±0.30	0.60±0.10	0.40±0.20	0.40±0.20	35.71
CS	0612	1.55±0.10	3.10±0.15	0.55±0.10	0.30±0.15	0.45±0.15	10.19



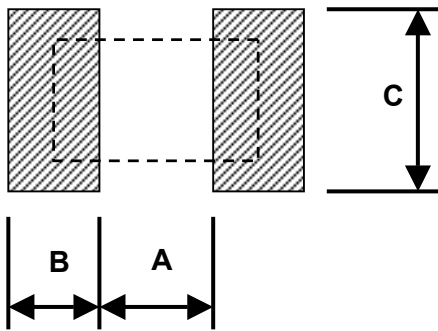
地址：深圳市龙华新区观澜大布头路南通邦高新产业园 A 栋 8 楼

系列号	HoCS
修订日期	2020-03-06
版本号	Ho-A0

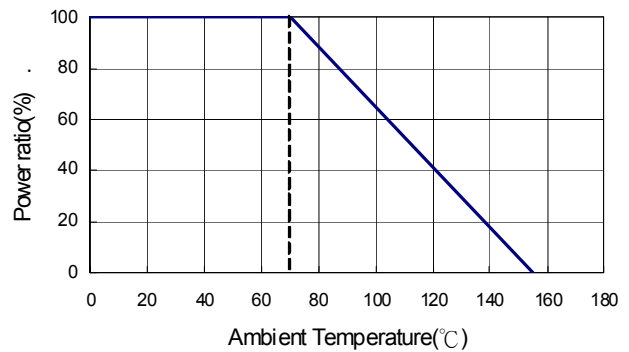
Part Numbering

CS	0603	1/4W	R100	1%	±100
Product Type	Dimensions (L×W)	Power Rating	Resistance	Resistance Tolerance	TCR (PPM/°C)
	0201 0402 0603 0805 1206 1210 2010 2512 1225 3720 7520 0612	2W 1.5W 1W 3/4W 1/2W 1/4W 1/5W 1/8W	R010: 0.01Ω R100: 0.1Ω 1R00: 1Ω	±0.5% ±1% ±2% ±5%	±100 ±200 ±300 ±400 ±600 ±150 ±1000

Recommend Land Pattern



Derating Curve



Pad Layout (Except For CS12: Ultra High Power Rating Series)

Type	A (mm)	B (mm)	C (mm)
CS0201	0.25	0.30	0.40±0.2
CS0402	0.50	0.50	0.60±0.2
CS0603	0.80	1.00	0.90±0.2
CS0805	1.00	1.00	1.35±0.2
CS1206	2.00	1.15	1.70±0.2
CS1210	2.00	1.15	2.50±0.2
CS2110	3.60	1.40	2.50±0.2
CS2512	4.90	1.60	3.20±0.2
CS1225	1.20	2.00	7.00±0.2
CS3720	1.00	1.80	3.90±0.2
CS7520	1.00	1.80	7.60±0.2
CS0612	0.60	1.00	3.20±0.2

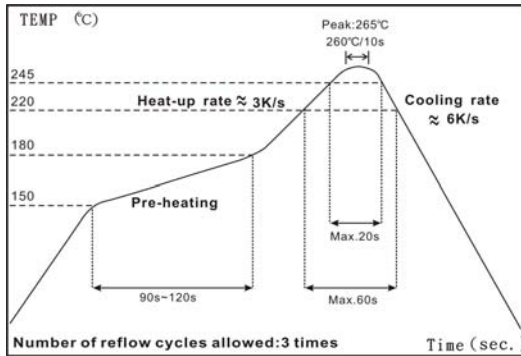
Marking for 0603

Type	Code
1R0	1.000Ω
R10	0.100Ω
R01	0.010Ω
<u>102</u>	0.102Ω
<u>024</u>	0.024Ω

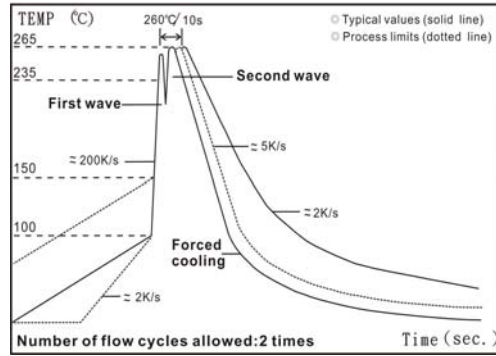
Pad Layout (For CS12: Ultra High Power Rating Series)

Type	Resistance Range	A (mm)	B (mm)	C (mm)
CS2512	10~99 mΩ	4.9	1.6	3.2±0.2
CS2512	100~1000mΩ	1.0	3.55	3.2±0.2

■ Soldering Condition



IR Reflow Soldering



Wave Soldering (Flow Soldering)

- (1) Time of IR reflow soldering at maximum temperature point 260°C : 10s
- (2) Time of wave soldering at maximum temperature point 260°C : 10s
- (3) Time of soldering iron at maximum temperature point 410°C : 5s

■ Standard Electrical Specifications

Type	Item	Power Rating at 70°C	Operating Temp. Range	Max. Operating Current	Resistance Range (mΩ)				TCR (PPM/°C)
					±0.5%	±1%	±2%	±5%	
CS0201		1/20W	-55 ~ +155°C	0.70A	100 - 147	150 - 500	510 - 1000	±1000 ±600 ±300	
CS0402		1/16W		1.11A	50 - 100	102 - 500	510 - 1000	±400 ±300 ±200	
CS0603		1/10W		2.23A	20 - 50	51 - 100	102 - 500	510 - 1000	±600 ±400 ±300 ±200
CS0805		1/8W		2.50A	20 - 50	51 - 100	102 - 196	200 - 1000	±600 ±400 ±300 ±200
CS1206		1/4W		5.00A	10 - 20	21 - 50	51 - 91	100 - 1000	±600
CS1210		1/2W		7.07A	10 - 20	21 - 50			±400
CS2010		3/4W		8.66A	10 - 20	21 - 50			±300
CS12512		1W		10.0A	10 - 20	21 - 50			±200
CS1225		3W		31.6A	3 - 5	6 - 20	21 - 30	33 - 8000	±300 ±200 ±150 ±100
CS3720		1W		10.0A	10 - 18	20 - 500			±300 ±150
CS7520		2W		44.7A	—	1 - 4			±300
CS0612		1W		10.0A	10 - 27	30 - 91	100 - 499	500 - 1000	±600 ±300 ±200 ±100

High Power & Ultra High Power Rating Electrical Specifications

Type \ Item	Power Rating at 70°C	Operating Temp. Range	Max. Operating Current	Resistance Range (mΩ)				TCR (PPM/°C)
				±0.5%	±1%	±2%	±5%	
CS0402	1/8W	-55 ~ +155°C	1.56A	51 - 100 102 - 500 510 - 1000	±400 ±300 ±200			
CS0603	1/8W 1/5W		1.98A					
CS0805	1/4W		2.21A					
CS1206	1/2W		7.07A	10 - 20 21 - 50 51 - 91 100 - 1000	±600 ±400 ±300 ±200			
CS1210	3/4W		8.66A					
CS2010	1W		10.0A					
CS2512	1.5W		12.2A					
CS2512	*2W		14.1A					

*: Ultra High Power

Low TCR Electrical Specifications

Type \ Item	Power Rating at 70°C	Operating Temp. Range	Max. Operating Current	Resistance Range (mΩ)				TCR (PPM/°C)
				±0.5%	±1%	±2%	±5%	
CS0805	1/8W	-55 ~ +155°C	1.11A	100 - 1000				±100
CS1206	1/4W		1.58A	100 - 1000				±100
CS1210	1/2W		2.58A	75 - 1000				±100
CS2010	3/4W		3.87A	50 - 1000				±100
CS2512	1W		7.07A	20 - 1000				±100
CS2512	*2W		6.32A	50 - 1000				±100
CS3720	1W		3.16A	100 - 500				±100
CS7520	2W		6.32A	50 - 350				±100

Operating Current= $\sqrt{P/R}$

Environmental Characteristics

Item	Requirement	Test Method
Temperature Coefficient of Resistance (T.C.R.)	As Spec.	JIS-C-5201-1 4.8 IEC-60115-1 4.8 -55°C~+125°C, 25°C is the reference temperature
Short Time Overload	±(0.5%+0.05Ω)	JIS C 5201-1 4.13 IEC 60115-1 4.13 RCWV*2.5 or Max. Overload Voltage whichever is lower for 5 seconds
	±(1.0%+0.05Ω) For High power rating	
Insulation Resistance	≥ 10G	JIS-C-5201-1 4.6 IEC-60115-1 4.6 Max. Overload Voltage for 1 minute
Endurance	±(1.0%+0.05Ω)	JIS-C-5201-1 4.25 IEC-60115-1 4.25.1 70±2°C, RCWV for 1000 hrs with 1.5 hrs "ON" and 0.5 hr "OFF"
Damp Heat with Load	±(0.5%+0.05Ω)	JIS-C-5201-1 4.24 IEC-60115-1 4.24 40±2°C, 90~95% R.H., RCWV for 1000 hrs with 1.5 hrs "ON" and 0.5 hr "OFF"
Dry Heat	±(0.5%+0.05Ω)	JIS-C-5201-1 4.23 IEC-60115-1 4.23.2 at +155°C for 1000 hrs
Bending Strength	±(1.0%+0.05Ω)	JIS-C-5201-1 4.33 IEC-60115-1 4.33 Bending once for 5 seconds with 3mm 2010, 2512 sizes: 2mm
Solderability	95% min. coverage	JIS-C-5201-1 4.17 IEC-60115-1 4.17 245±5°C for 3 seconds
Resistance to Soldering Heat	±(0.5%+0.05Ω)	JIS-C-5201-1 4.18 IEC-60115-1 4.18 260±5°C for 10 seconds
Voltage Proof	No breakdown or flashover	JIS-C-5201-1 4.7 IEC-60115-1 4.7 1.42 times Max. Operating Voltage for 1 minute
Leaching	Individual leaching area ≤ 5% Total leaching area ≤ 10%	JIS-C-5201-1 4.18 IEC-60068-2-58 8.2.1 260±5°C for 30 seconds
Rapid Change of Temperature	±(0.5%+0.05Ω)	JIS-C-5201-1 4.19 IEC-60115-1 4.19 -55°C to +155°C, 5 cycles

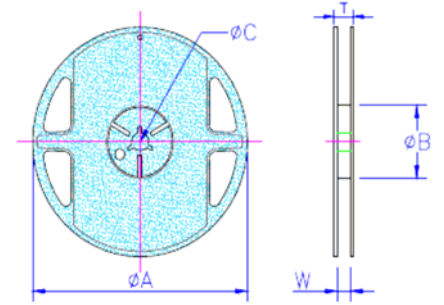
RCWV(Rated Continuous Working Voltage)= $\sqrt{P \cdot R}$ or Max. Operating Voltage whichever is lower.

Storage Temperature: 15~28°C; Humidity < 80%RH

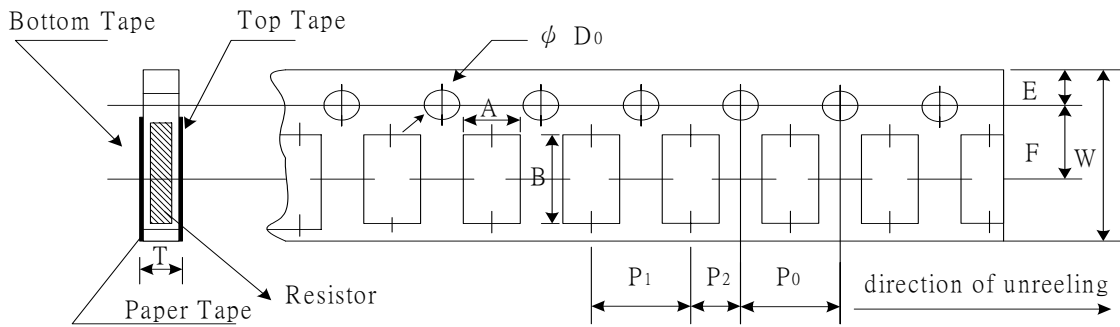
■Packaging

Packaging Quantity & Reel Specifications

Type	ΦA (mm)	ΦB (mm)	ΦC (mm)	W (mm)	T (mm)	Paper Tape (EA)	Embossed Plastic Tape (EA)
CS0201	178.0±1.0	60.0+1.0	13.5±0.7	9.5±0.1	11.5±1.0	10,000	
CS0402	178.0±1.0	60.0+1.0	13.5±0.7	9.5±0.1	11.5±1.0	10,000	-
CS0603	178.0±1.0	60.0+1.0	13.5±0.7	9.5±0.1	11.5±1.0	5,000	-
CS0805	178.0±1.0	60.0+1.0	13.5±0.7	9.5±0.1	11.5±1.0	5,000	-
CS1206	178.0±1.0	60.0+1.0	13.5±0.7	9.5±0.1	11.5±1.0	5,000	-
CS1210	178.0±1.0	60.0+1.0	13.5±0.7	9.5±0.1	11.5±1.0	5,000	
CS2010	178.0±1.0	60.0+1.0	13.5±0.7	13.5±1.0	15.5±1.0	-	4,000
CS2512	178.0±1.0	60.0+1.0	13.5±0.7	13.5±1.0	15.5±1.0	-	4,000
CS2512 (2W)	178.0±1.0	60.0+1.0	13.5±0.7	13.5±1.0	15.5±1.0	-	2,000
CS1225	178.0±1.0	60.0+1.0	13.5±0.7	13.5±1.0	15.5±1.0	-	2,000
CS3720	178.0±1.0	60.0+1.0	13.5±0.7	13.5±1.0	15.5±1.0	-	2,000
CS7520	178.0±1.0	60.0+1.0	13.5±0.7	17.5±1.0	19.5±1.0	-	2,000
CS0612	178.0±1.0	60.0+1.0	13.5±0.7	9.5±0.1	11.5±1.0	5,000	-

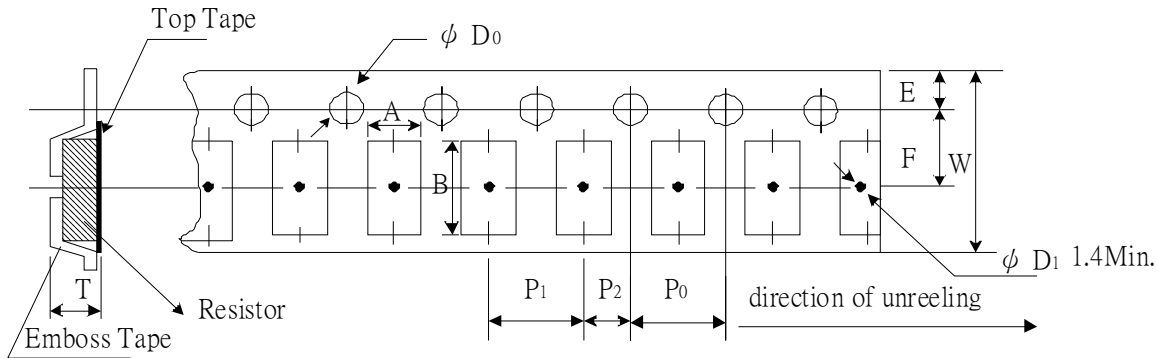


Paper Tape Specifications



Type	A (mm)	B (mm)	W (mm)	E (mm)	F (mm)	P0 (mm)	P1 (mm)	P2 (mm)	ΦD ₀ (mm)	T (mm)
CS0201	0.38±0.05	0.68±0.05	8.0±0.20	1.75±0.10	3.50±0.05	4.00±0.10	2.00±0.05	2.00±0.05	1.50+0.1,-0	0.42±0.20
CS0402	0.65±0.10	1.15±0.10	8.0±0.20	1.75±0.10	3.50±0.05	4.00±0.10	2.00±0.05	2.00±0.05	1.50+0.1,-0	0.45±0.10
CS0603	1.10±0.10	1.90±0.10	8.0±0.20	1.75±0.10	3.50±0.05	4.00±0.10	4.00±0.05	2.00±0.05	1.50+0.1,-0	0.70±0.10
CS0805	1.60±0.10	2.40±0.20	8.0±0.20	1.75±0.10	3.50±0.05	4.00±0.10	4.00±0.05	2.00±0.05	1.50+0.1,-0	0.85±0.10
CS1206	1.90±0.10	3.50±0.20	8.0±0.20	1.75±0.10	3.50±0.05	4.00±0.10	4.00±0.05	2.00±0.05	1.50+0.1,-0	0.85±0.10
CS1210	2.90±0.10	3.50±0.20	8.0±0.20	1.75±0.10	3.50±0.05	4.00±0.10	4.00±0.05	2.00±0.05	1.50+0.1,-0	0.85±0.10
CS0612	1.90±0.10	3.50±0.20	8.0±0.20	1.75±0.10	3.50±0.05	4.00±0.10	4.00±0.05	2.00±0.05	1.50+0.1,-0	0.85±0.10

Emboss Plastic Tape Specifications



Type	A (mm)	B (mm)	W (mm)	E (mm)	F (mm)	P ₀ (mm)	P ₁ (mm)	P ₂ (mm)	ΦD ₀ (mm)	T (mm)
CS2010	2.80±0.10	5.50±0.10	12.0±0.30	1.75±0.10	5.5±0.05	4.00±0.05	4.00±0.10	2.00±0.05	1.50+0.10	1.00±0.20
CS2512	3.50±0.10	6.70±0.10	12.0±0.30	1.75±0.10	5.5±0.05	4.00±0.05	4.00±0.10	2.00±0.05	1.50+0.10	1.00±0.20
CS2512 (2W)	3.38±0.10	6.68±0.10	12.0±0.30	1.75±0.10	5.5±0.10	4.00±0.10	4.00±0.10	2.00±0.05	1.55+0.05	1.45±0.20
CS1225	3.38±0.10	6.68±0.10	12.0±0.30	1.75±0.10	5.5±0.10	4.00±0.10	4.00±0.10	2.00±0.05	1.55+0.05	1.45±0.20
CS3720	2.50±0.20	4.45±0.20	12.0±0.30	1.75±0.10	5.5±0.05	4.00 ±0.05	4.00±0.10	2.00±0.05	1.50+0.10	1.20 ±0.20
CS7520	2.50±0.20	8.30±0.20	16.0±0.30	1.75±0.10	7.8±0.05	4.00±0.05	4.00±0.10	2.00±0.05	1.50+0.10	1.20 ±0.20

X-ON Electronics

Largest Supplier of Electrical and Electronic Components

Click to view similar products for [Thick Film Resistors - SMD category](#):

Click to view products by [Milliohm manufacturer](#):

Other Similar products are found below :

[CR-05FL7--150R](#) [CR-05FL7--19K6](#) [CR-05FL7--243R](#) [CR-05FL7--40K2](#) [CR-05FL7--698K](#) [CR-12FP4--324R](#) [CR-12JP4--680R](#)
[M55342K06B1E78RS3](#) [M55342K06B6E19RWL](#) [M55342K06B6E81RS3](#) [M55342M05B200DRWB](#) [M55342M06B4K70MS3](#) [MC0603-511-](#)
[JTW](#) [742C083750JTR](#) [MCR01MZPF1202](#) [MCR01MZPF1601](#) [MCR01MZPF1800](#) [MCR01MZPF6201](#) [MCR01MZPF9102](#) [MCR01MZPJ113](#)
[MCR01MZPJ121](#) [MCR01MZPJ125](#) [MCR01MZPJ751](#) [MCR03EZHJ103](#) [MCR03EZPFX2004](#) [MCR03EZPJ270](#) [MCR03EZPJ821](#)
[MCR10EZPF1102](#) [MCR18EZPJ330](#) [RC0603F1473CS](#) [RC0603F150CS](#) [RC1005F1152CS](#) [RC1005F1182CS](#) [RC1005F1372CS](#)
[RC1005F183CS](#) [RC1005F1911CS](#) [RC1005F1912CS](#) [RC1005F203CS](#) [RC1005F2052CS](#) [RC1005F241CS](#) [RC1005F2431CS](#)
[RC1005F3011CS](#) [RC1005F303CS](#) [RC1005F4321CS](#) [RC1005F4642CS](#) [RC1005F471CS](#) [RC1005F4751CS](#) [RC1005F5621CS](#)
[RC1005F6041CS](#) [RC1005J106CS](#)